

NOTES

TO: Honorable Mayor and City Council Members

FROM: Barbara Lipscomb, City Manager *PL*

DATE: October 28, 2015

SUBJECT: Materials for Your Information


Please find attached the following materials for your information:

1. A memo from Dave Holec, City Attorney, entitled Summary of Action on the 2015 Legislative Initiatives
2. A memo from Gary Fenton, Recreation and Parks Director, regarding South Greenville Recreation Center
3. A memo from Kevin Mulligan, Public Works Director, regarding West Greenville and University Area automated garbage and recycling collection
4. A letter from Scott Elliott, Pitt County Manager, providing an update on the status of the animal shelter project
5. A copy of the John Locke Foundation's report *City Incentives in North Carolina: How Large Cities Are Using Taxpayer Dollars*
6. A copy of the Recreation and Parks Department monthly report for October

als

Attachments

cc: Dave Holec, City Attorney
Carol Barwick, City Clerk

TO: Mayor & City Council Members
FROM: David A. Holec, City Attorney 
DATE: October 28, 2015
SUBJECT: Summary of Action on the 2015 Legislative Initiatives

The North Carolina General Assembly adjourned its 2015 Session on September 30, 2015. A summary of the actions on the legislative initiatives approved by City Council is as follows:

1. **Additional Municipal Revenue Sources Including a Replacement Revenue Source for Privilege License Tax**

This initiative was to support efforts to grant additional authorities to cities to implement new revenue sources including a revenue source to replace the significant revenue lost by the elimination of the privilege license tax. Legislation was not enacted to provide authorization for a replacement revenue source for privilege license taxes eliminated by the General Assembly. Cities were granted the authority to charge a municipal vehicle tax of up to \$30 effective July 1, 2016, with the proceeds of \$5 of the tax to be used for general purpose, \$5 for public transportation, and the remainder for maintenance of public streets. A proposal to reallocate sales tax revenue to local governments which benefited rural counties and cities was a major issue during the session. The adopted State budget included a sales tax plan that provides additional money to primarily rural and suburban counties and cities with no county or city to receive less local sales tax revenue than currently received. The revenue for the additional money comes from an expansion of the sales tax base to include repair, maintenance, and installation of tangible personal property. This is expected to help fund a total of \$84.8 million which is to be distributed to 79 counties with Pitt County to get 0.16% of this amount. The distribution to Pitt County is to be divided among the county and the cities.

2. **Economic Development Incentives**

This initiative was to support enactment of legislation which will provide additional incentives which promote economic development including preserving the State Historic Rehabilitation Tax Credits and Mill Rehabilitation Tax Credits and the creation of a fund to provide loans to local governments for the development of site infrastructure. Legislation was enacted which restored the State Historic Rehabilitation Tax Credit for the period between January 1, 2016, to January 1, 2020. The provision creates a tax credit of 10 to 20 percent of rehabilitation expenses for qualifying buildings and homes. The Mill Rehabilitation Tax Credit was not restored. The film incentive program was also funded with \$30 million for TV and film production grants. This is an increase of \$20 million over last year's budget. Funding in the amount of \$2.5 million was allocated for Rural Economic Development Grants (grants to local governments for infrastructure that will lead to the creation of new, full-time jobs) and \$3 million for the OneNC Small Business Fund (grants

to businesses, to be matched by a local government, to help recruit and expand quality jobs in high-value, knowledge-driven industries).

3. Issuance of State Transportation Bonds

This initiative was to support the proposal for the State to issue transportation bonds. The State transportation bond proposed by Governor McCrory was not approved. However, the Connect NC Bond Act of 2015 was adopted by the General Assembly which provides for the issuance, subject to approval by the voters of the State, of \$2 billion general obligation bonds for the purpose of providing funds, with any other available funds, to update the State's public facilities for the 21st century. The Connect NC Bond Act of 2015 addresses projects other than transportation. The proceeds of the bonds are for identified projects in the university system, community colleges, and State parks, and also included are \$309 million for water/sewer grants and \$3 million for matching grants for children with disabilities and veterans with disabilities infrastructure for local parks. East Carolina University is designated \$90 million for the Life Sciences and Biotech Building and Pitt Community College is designated \$8.3 million for new construction, repairs, and renovations.

4. Restoration of a Dedicated Funding Source for the Parks and Recreation Trust Fund

This initiative was to support legislation to restore a dedicated funding source for the Parks and Recreation Trust Fund. The Trust Fund provides funding for land acquisition and development of municipal recreation facilities. Additional funding for the Trust Fund was provided. Some of the funding is recurring and some non-recurring. The total two year funding for the Parks and Recreation Trust Fund grants is \$38.7 million.

5. East Carolina University Initiatives for The Brody School of Medicine

This initiative was to support East Carolina University in its efforts to support State funding and policy changes that ensure the fiscal sustainability of The Brody School of Medicine. The State's budget included an additional \$8 million for the Brody School of Medicine to be provided in FY 15-16 and FY 16-17.

6. Implementation of the North Carolina Department of Transportation's Complete Streets Policy

This initiative was to support measures, including State funding and policy changes, in order to implement the North Carolina Department of Transportation's Complete Streets Policy. In the adopted State budget, NCDOT received funding for projects including \$726,845 in FY 15-16 and FY 16-17 for projects involving sidewalks and bicycle lanes. However, no bill directly advanced the concept of the NCDOT Complete Streets Policy.

* * *

The 2016 session of the North Carolina General Assembly will convene on Monday, April 25, 2016, at 7:00 PM.

cc: Barbara Lipscomb, City Manager

MEMORANDUM

TO: Barbara Lipscomb, City Manager

FROM: Gary Fenton, Recreation and Parks Director

DATE: October 26, 2015

SUBJECT: Note to Council – South Greenville Recreation Center Closing

Before construction can begin on the South Greenville Recreation Center improvements, staff and/or contractors must remove and store furniture, center equipment, and I.T. materials, as well as perform an asbestos abatement. Therefore, the center will close to the public at the end of the day on Saturday, October 31st.

Once construction begins (after asbestos abatement), we anticipate that the project will take approximately ten months. Signage has been posted in the center to inform visitors regarding the upcoming closure. In addition, a news release regarding closure is being prepared.

Center staff will host a “Throwback Thursday” fun day from 4 p.m. to 7 p.m. on October 29th. Activities will include a *Legends of the Hardwood* basketball game, pitting the center “old timers” against the “youngsters.” In addition, there will be face painting, a 3 point shootout competition, a dunking contest, and light refreshments.

During construction, department staff will work to better promote recreational opportunities at the Eppes Recreation Center to the South Greenville Elementary School youth, and plan to schedule occasional special event targeting those same youngsters.

Also during construction, a monthly progress update will be accessible through the city’s website.

Once the starting date for demolition/construction is pinned down, a groundbreaking/demolition event to commemorate and celebrate this long awaited project will be scheduled.

Please let me know if you have any questions.

Memorandum

To: Barbara Lipscomb, City Manager
From: Kevin Mulligan, PE, Director of Public Works
Date: October 28, 2015
Subject: West Greenville and University Area Garbage Collection

In mid-November, Public Works will distribute recycling rollout carts as part of the third and final phase of the conversion to automated collection. About 6,100 carts will be distributed from the vendor directly to the households. At the completion of these deliveries, Public Works will have completed the delivery of approximately 18,000 recycling carts. Please see the attached maps for the distribution of the carts for November 2015.

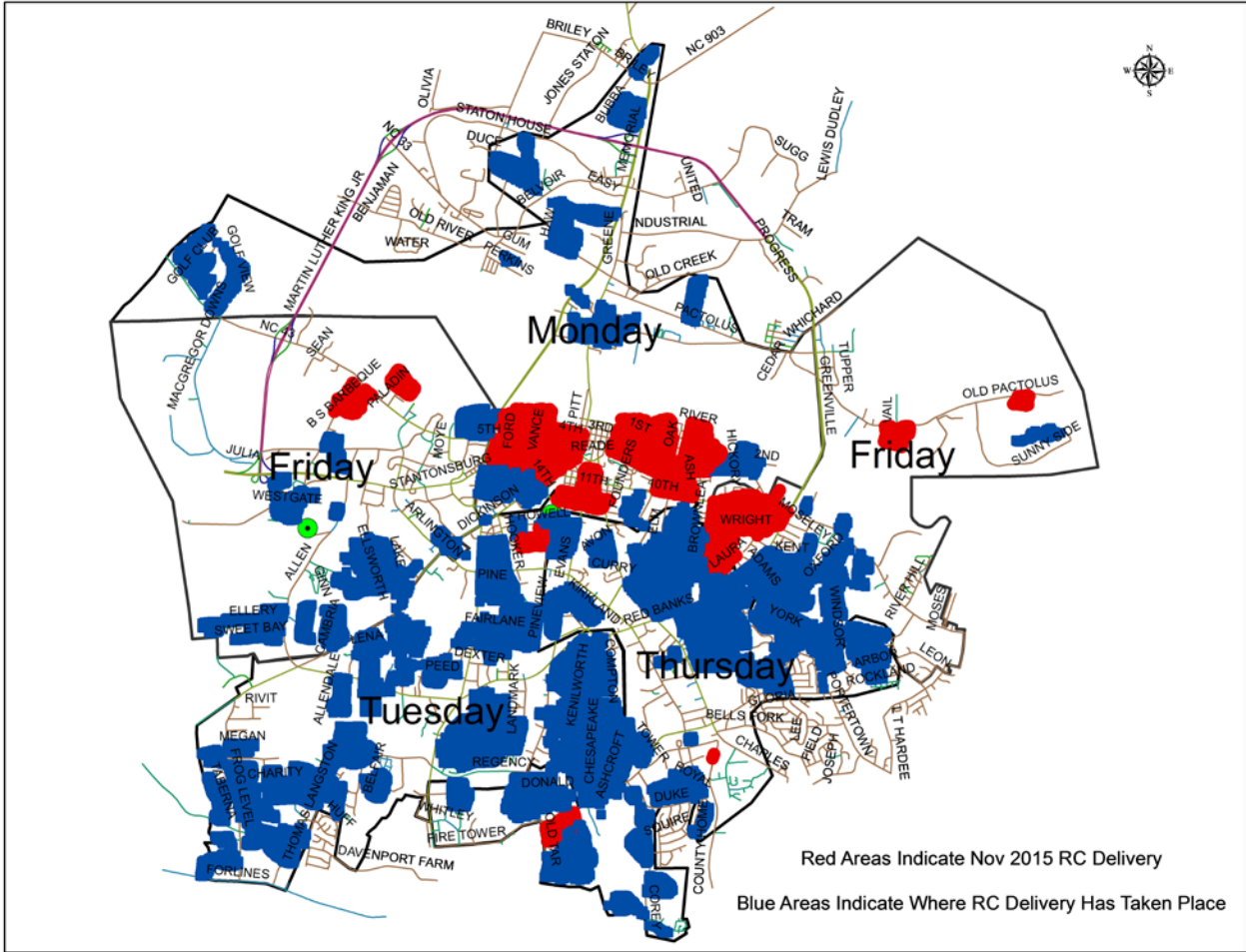
Monday routes were the last to be implemented due to the challenges that exist in these areas: streets are narrower making navigation more difficult; and multiple customers per household, especially in the University area. During the past eight (8) weeks, Public Works has been evaluating some of the challenges associated with these areas by collecting solid waste using automated side loaders. In order to minimize impacts from local traffic, solid waste collections began at 6 a.m. Starting at 6 a.m. allows the drivers to complete the area in a more efficient manner and allows completion to take place prior to heavy foot traffic commencing to the University. Street parking and general vehicular congestion associated with the University and Pitt County Schools begins around 7 a.m.

The area identified as the most challenging is known as “the Grid.” This area is from Holly Street to Elm Street and 1st Street to 5th Street. Public Works serviced this area at various times over the 8-week period. Based on the results of these collections, it was determined that collections will begin in this area at 6 a.m. henceforth. Once this area has been collected, drivers will move to the surrounding areas of the Monday collection routes. The major issues facing collection during the pilot test was rollout cart placement. The two main issues that have hampered collection in these areas have been direction of the cart and cart placement behind obstacles (i.e. vehicles, fences, post, etc.).

The delivery of the carts will include literature on how to place the cart (location and direction) as well as what items can be recycled. The lid of the new recycling rollout carts also includes an arrow pointing to the street and clearly defines the distance that the cart needs to be from any other obstacle. With these resources delivered to the residents, a smooth transition to the new rollout cart and to automated collection of recycling should take place. Additionally, communication by the driver, supervisors, and staff with the residents will occur and assist in quickly resolving any rollout cart placement issues.

Should you have any questions or concerns, do not hesitate to contact me.

Attachments



Red Areas Indicate Nov 2015 RC Delivery
 Blue Areas Indicate Where RC Delivery Has Taken Place



**PITT COUNTY
OFFICE OF THE COUNTY MANAGER**

1717 W. 5TH STREET
GREENVILLE, NORTH CAROLINA 27834-1696
TELEPHONE: (252) 902-2950 FAX: (252) 830-6311

D. Scott Elliott
County Manager
scott.elliott@pittcountync.gov

RECEIVED

October 20, 2015

OCT 26 2015

Barbara Lipscomb, City Manager
City of Greenville
P.O. Box 7207
Greenville, NC 27835

CITY MANAGER'S OFFICE

Re: Animal Shelter Project Status

Dear Ms. Lipscomb:

Pitt County would like to keep you informed on the status of the Animal Shelter Project. Since the adoption of animal licensing and implementation of the Canine Control Ordinance, the County has been monitoring the statistics on intake of animals, live release rates, euthanasia and reclamations. While intake volumes have increased some, they have not risen to expected levels since the implementation of the ordinance. All of the other rates have stayed consistent or trended down in a positive direction.

One of the main reasons that the intake and shelter occupancy has remained manageable is due to the partnerships with agencies such as the Pitt County Humane Society, Saving Graces for Felines, Pitt Friends, etc. These agencies have stepped up to assist in providing services and intake of animals outside the shelter. Another significant reason is the additional County staff which has worked hard to increase reclamations and educate pet owners on the importance of responsible pet ownership.

As a result of the statistics and current projections there is not enough support for a large expansion of the animal shelter at this time, as originally anticipated. Pitt County continues to work with ShelterPlanners.com to complete the Programming Phase of the project. Once this Programming Phase is complete, Pitt County will share the results with all municipalities within the County. In addition, it is not necessary at this time to consider adoption of the licensing fees with in your corporate limits.

DM # 162507

Please let me know if you have any questions or require any additional information.

Sincerely,



D. Scott Elliott
County Manager

Cc: Michele Whaley, Animal Control Director
Duane T. Holder, Deputy County Manager – Chief Financial Officer
Tim Corley, County Engineer
Janis Gallagher, County Attorney



RECEIVED

October 15, 2015

OCT 21 2015

Ms. Barbara Lipscomb
City of Greenville
P.O. Box 7207
Greenville, NC 27835

CITY MANAGER'S OFFICE

Dear Ms. Lipscomb:

Your city is highlighted in our new report, *City Incentives in North Carolina: How Large Cities Are using Taxpayer Dollars*, written by Sarah Curry, Director of Fiscal Policy Studies. We are happy to provide you with a copy.

If you would like additional copies, or an electronic version, please give us a call at 1-866-JLF-INFO.

Your feedback is most welcome. Please send it to me at kswanson@johnlocke.org. I look forward to hearing from you.

Sincerely,



Kory Swanson
President & CEO

City Incentives in North Carolina: How Large Cities Are Using Taxpayer Dollars

John Locke
FOUNDATION

johnlocke.org

@johnlockenc

Sarah Curry
Director of Fiscal Policy Studies
scurry@johnlocke.org
919-828-3876

City Incentives in North Carolina: How Large Cities Are Using Taxpayer Dollars

By Sarah Curry and Austin Pruitt

Executive Summary

Increasingly, city officials have been using municipal-level resources to participate in economic development activities. These efforts have replicated approaches utilized by state and federal officials, albeit on a smaller scale. This study surveys North Carolina's most populous cities and examines how each conducts economic development in its jurisdiction.

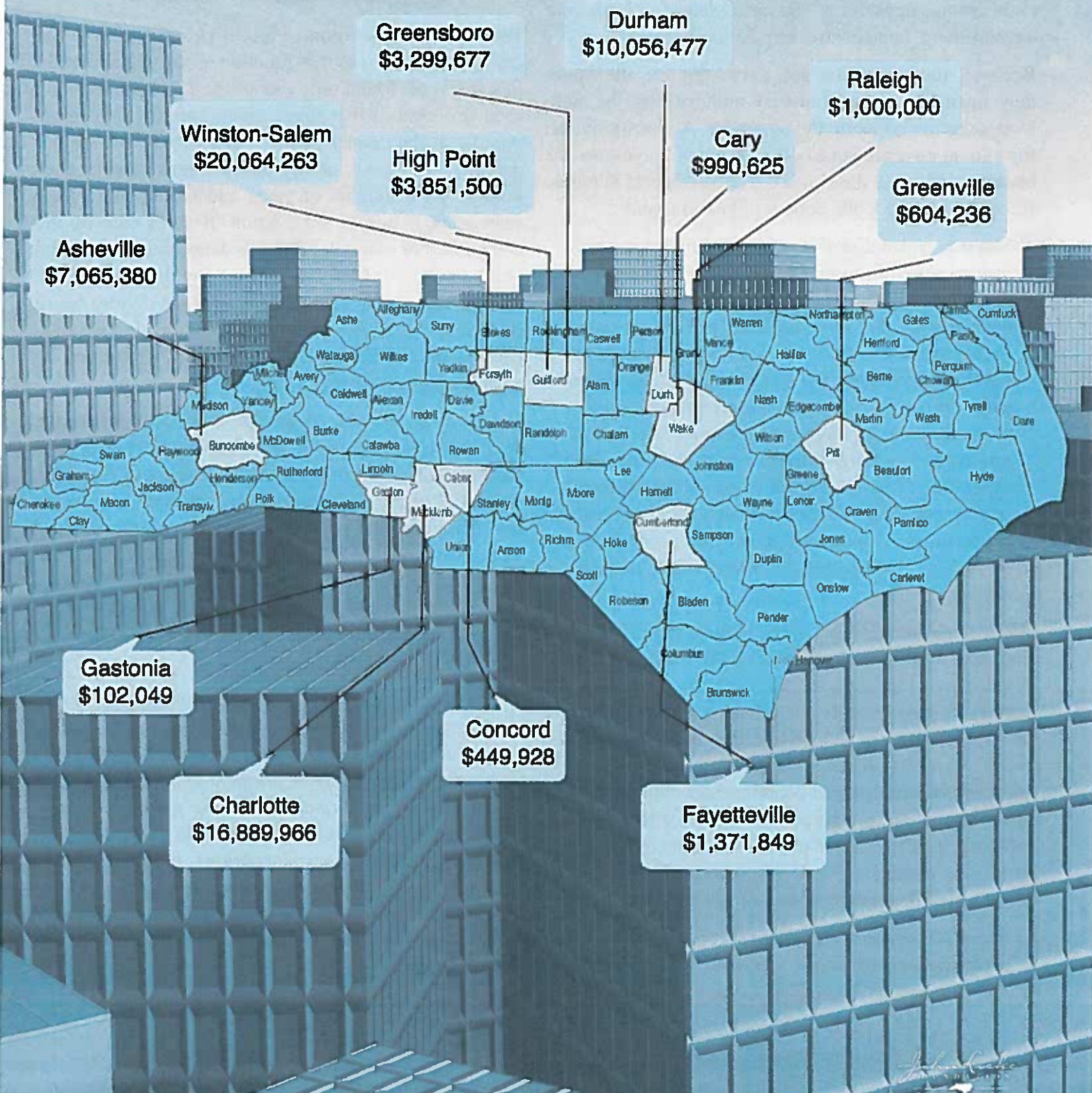
Currently there is no single data source that tracks the expenditure of tax revenue on economic development activities at the local level. To address this need, we collected and categorized economic development spending in cities with populations of 70,000 or more. Between FY 2009 and FY 2014, there were 13 such cities in North Carolina. All 13 cities participated in economic development activities. Collectively, they entered into 238 economic development contracts worth more than \$65 million over the five-year period. Actual payments, however, totaled \$20.2 million.

The views expressed in this report are solely those of the author and do not necessarily reflect those of the staff or board of the John Locke Foundation. For more information, call 919-828-3876 or visit www.JohnLocke.org.

©2015 by the John Locke Foundation.



Cities Approve Millions In The Name of Economic Development, With Little To No Transparency.



Legal Authority

North Carolina is home to 552 incorporated cities and towns, all of which derive their spending authority from the General Assembly. Cities in North Carolina are only legally required to provide a single service, building code enforcement, yet have been authorized by the state legislature to engage in economic development activities. Some of these include employing agents to meet, negotiate with, and assist businesses interested in locating or expanding in the community, distributing cash grants, developing strategic plans for economic development, and constructing public facilities.

Because municipalities are a creation of the state, they must be granted statutory authority by the state to engage in economic development. Actions required for a local government to offer incentive payments are broadly laid out in the North Carolina General Statutes. According to the UNC School of Government ,

When a North Carolina government turns funds over to a private entity for expenditure (through an incentive payment), the local government must give prior approval to how the funds will be expended by the private entity and “all such expenditures shall be accounted for” at the end of the fiscal year. Furthermore, the funds must be made subject to recapture in an incentive agreement. Additional procedural requirements are imposed when the expenditure involves the purchase or improvement of property, which is almost always the case for an economic development incentive that is contingent on making investments that increase the property tax base.

While state statutes lay out the process, the restrictions imposed by statute are not the final word. Economic development incentives are typically payments of public taxpayer funds to private entities, resulting in a mix of public and private benefits. Although the North Carolina general statutes give permission to counties to participate in economic development, local governments are not permitted to offer gifts of public property, legally referred to as “exclusive emoluments,” to private entities. The UNC School of Government gives a clear legal explanation of this problem,

Exclusive emoluments are permitted only “in consideration of public services.” That is, the public must get something in return – known as

“consideration” in contract law – for a payment to a private entity. A separate set of constitutional provisions requires that expenditures by local government and contractual payments to private entities must serve a public purpose. As long as a payment or expenditure serves a valid purpose, it satisfies not only the constitutional provisions regarding public purpose but the exclusive emoluments provision as well. The courts alone – not the legislature, not statutes – decide what is a valid public purpose under the constitution.

There are multiple forms of incentive activities, such as cash grant incentives that function as tax abatement. In this study, we found only one of the 13 cities, Raleigh, used this kind of incentive, which appears to be more popular at the county level. Each follows a similar pattern. The county or city offers to make annual cash grants over a number of years and the amount of the cash grant is tied to the amount of taxes paid by the company. For example, Raleigh determines the annual grant amount for Citrix by multiplying the project’s tax value each year by 2.25 percent and then divides by 12 (tax value x 2.25% ÷ 12). Many counties do the same, each using a different rate or formula determined by each local government.

For most states, tax abatement is an acceptable and widely used form of incentive, but the North Carolina Constitution does not permit it. According to Article V, Section 2 of the constitution, property tax exemptions and classifications may be made only by the General Assembly and only on a statewide basis. The UNC School of Government explains why similar forms of incentives, like those used in Raleigh, have not been deemed unconstitutional,

These (incentive) policies closely approach tax abatements but with two important differences: the company receiving the cash incentives has paid its property taxes, and the grant payment is contingent not solely on payment of property taxes but also on performance of some public benefit, such as job creation or construction of affordable housing. One note of caution: no court has directly addressed whether this sort of policy is an unconstitutional attempt to enact a tax abatement or whether it is simply a constitutionally permitted cash grant.

The issue of constitutionality was examined by the North Carolina Supreme Court in 1996, and as recently as 2010 by the North Carolina Court of Appeals. The legal discussions regarding local government incentives are far from over, and hopefully shedding light on where cities choose to participate in economic development activities will further that discussion.

Methodology

Economic development includes a variety of efforts made by cities to promote economic growth. In nearly all cases, the stated goal of economic development is to increase private investment and job creation, presumably broadening the local tax base. This study focuses on the distribution of cash grants and reimbursements by cities to private companies that have an interest in relocating operations or remaining in North Carolina. Currently, no government agency, trade organization, special interest group, or non-profit organization collects or publishes economic development data for North Carolina cities.

In order to gather the data, each city's manager and public information officer were sent public records requests asking for their county's economic development financial data for fiscal year 2009-10 through fiscal year 2013-14, that is, July 1, 2009 through June 30, 2014. Cities self reported the information to the John Locke Foundation. John Locke Foundation analysts conducted follow-up requests to obtain greater detail or clarification.

We requested that each city provide the following:

1. The amount approved for each agreement to be paid by the city to the named entity;
2. the stated justification for the incentive;
3. requirements to meet the incentive's objective (if applicable);
4. the duration of the agreement; and
5. outcomes associated with the terms of the incentive.

The data in this report reflects only agreements that committed the city to disburse its own earned tax revenue and those in which the city acted as a pass-through entity for funds from another source. Matching dollars required as a condition of a county, state, or federal grant have been included here. Many county and city governments work together in funding economic development. If a partnership was arranged for a

specific agreement, only the amount paid for by the city is reflected in this report.

Data were much more difficult to collect and interpret than was anticipated. Because there is no state reporting requirement, cities are free to maintain unique ways of documenting their economic incentive activities. Obviously, those differences make it extremely difficult to capture comparable data across jurisdictions. Some cities were able to summarize all requested information, while others sent in dozens of pages of original documents.

Findings

Between FY 2009 and FY 2014, there were 13 cities with populations of 70,000 or more in North Carolina. All of these cities participated in economic development activities. Collectively, they entered into 238 economic development contracts worth more than \$65 million over the five-year period. Actual payments, however, totaled \$20.2 million. The difference between contractual and actual payment amounts reflects the fact that many agreements are made in one year but are paid over multiple years. In addition, some payments are contingent on companies meeting particular terms or reaching performance goals and therefore may not be paid in full if those terms or goals are not met.

Of the thirteen cities included in this study, most lie within three large metropolitan areas linked by North Carolina's interstate corridors. The most populous metropolitan area includes Charlotte, Concord, and Gastonia. The communities in that area approved a total of \$17.4 million in incentives over five years. The next largest area was the Durham, Raleigh, and Cary metropolitan region, which approved \$12 million during the same period. The Triad, the least populated of the three major metropolitan areas, approved \$27.2 million in economic development contracts. This region also had the highest actual payments, \$6.6 million during the period under review.

The remaining cities fell outside of the three main metropolitan areas. Yet, cities like Wilmington and Asheville are anchors of economic activity for their respective regions. Asheville, in particular, had a considerable amount of economic incentive activity during the five-year span. Both Fayetteville and Greenville entered into economic incentive contracts

but did not exceed amounts offered by comparable cities.

There were few unexpected trends or extraordinary activities among cities analyzed during the five-year span. Economic incentives at the municipal level tend to be focused within the state's largest population centers and Asheville. Overall, Winston-Salem and Asheville approved economic development funding of over \$80 per resident, the highest per capita appropriation in the state. Durham and High Point approved a comparatively modest \$39.39 (Durham) & \$35.46 (High Point) per resident. When evaluating how much taxpayer money was actually paid to the private, public, or non-profit recipient, Concord led the pack by paying nearly \$29 per resident. The next highest payout figures were Winston-Salem at \$20.45, Fayetteville at \$15.31, and Asheville at \$11.65 per capita.

Outliers

There were a few notable outliers. Concord, Fayetteville, and Wilmington were the only cities to pay significantly more than was approved between FY 2009 and FY 2014.

- Concord paid \$28.86 per capita but only approved \$5.26 per resident. This large difference was due to a one-time payment of \$1.5 million to Great Wolf Lodge.
- Fayetteville paid out \$3.1 million but approved less than half that amount. Half of the payments recorded were from agreements that had multiple-year payouts and were approved before FY 2009.
- Wilmington was the only city that did not approve any incentives during the five-year period. Only two payments were made for agreements entered into prior to the evaluated time period, one to Cellco and the other to Wilmington Industrial Development.

High Point and Winston-Salem each approved one exceptionally large agreement that skewed their totals and exaggerated their economic development activity.

- High Point approved \$3.85 million with \$2.4 million earmarked for the Ralph Lauren Corporation.
- Winston-Salem entered into \$20 million worth of agreements. More than \$13 million of that total was approved for Caterpillar, Inc. alone.

The cities included in this study approved as few as two contracts and as many as 80. On average the 13 cities approved 18 agreements during the five-year period. There was no correlation between the number of contracts and the amount of money approved or paid by the cities. Overall, Caterpillar, Inc. in Winston-Salem was the recipient of the largest economic development contract, followed by 21st Century in Durham and Siemens in Charlotte. The highest amounts actually paid were \$3.8 million to Caterpillar, \$1.5 million to Great Wolf Lodge, and \$1.25 million to Broadwell Brothers in the Fayetteville military business park.

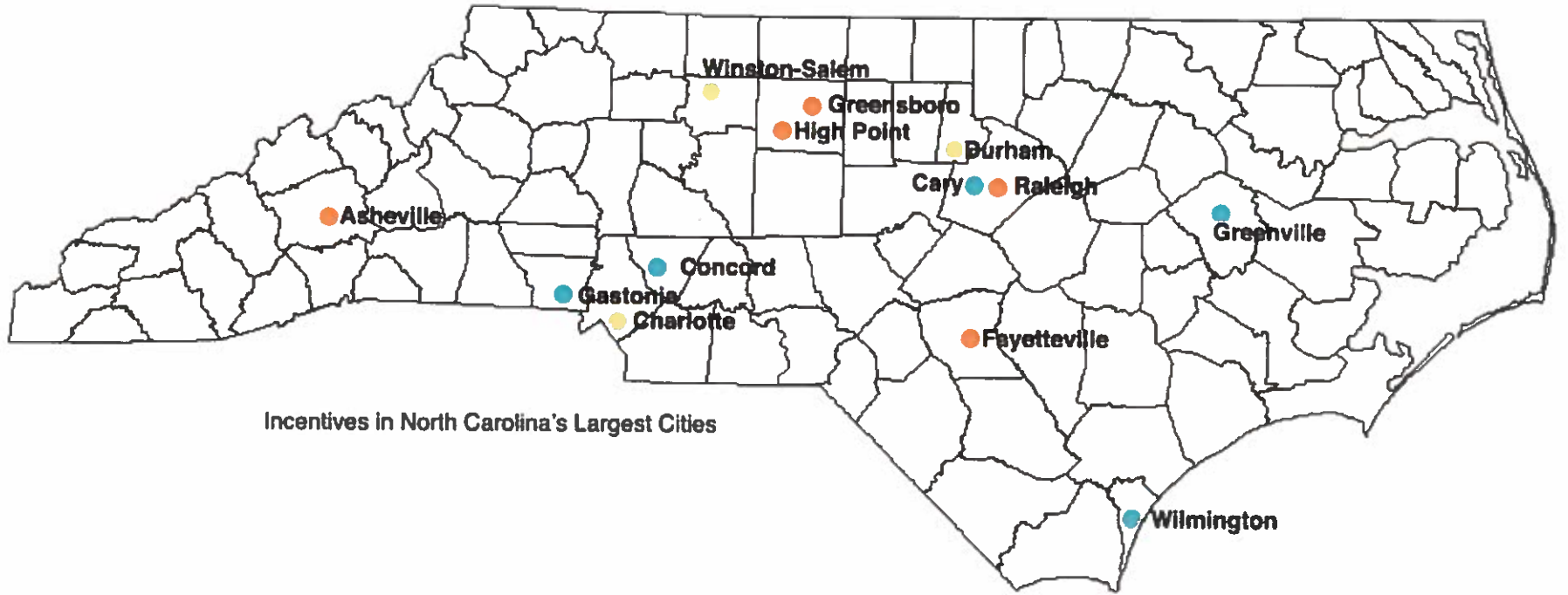
Recommendations

The North Carolina General Assembly should mandate that municipalities meet a standardized reporting requirement for all economic development activities.

In addition, legislators should require that all economic incentive data be collected by the Local Government Commission and published in a way that gives taxpayers access to aggregate and city-specific economic development expenditures and readable documents. Elected officials should then use this information to evaluate whether the costs of incentives outweigh the benefits. We suspect that, in most cases, there are much better uses of tax revenue and much more efficient ways to spur economic growth, such as lower tax rates and reduced regulation.

Sarah Curry is Director of Fiscal Policy Studies at the John Locke Foundation.

Austin Pruitt is an Intern at the John Locke Foundation



Incentives in North Carolina's Largest Cities

City	County	Population and Revenue			Agreements			Paid	
		Population	Local Revenues	Local Revenues Per Capita	Total Number of Contracts	Approved	Per Capita	Paid	Per Capita
Wilmington	New Hanover	113,657	\$114,080,879	\$1,003.73	2	\$-	\$-	\$475,000	\$4.18
Gastonia	Gaston	73,698	\$50,727,744	\$688.32	22	\$102,049	\$1.38	\$117,759	\$1.60
Concord	Cabarrus	85,560	\$70,692,184	\$826.23	26	\$449,928	\$5.26	\$2,469,077	\$28.86
Greenville	Pitt	89,852	\$60,376,595	\$671.96	25	\$604,236	\$6.72	\$604,236	\$6.72
Cary	Wake	155,227	\$154,462,768	\$995.08	6	\$990,625	\$6.38	\$242,139	\$1.56
Raleigh	Wake	439,896	\$413,975,607	\$941.08	2	\$1,000,000	\$2.27	\$3,000,000	\$6.68
High Point	Guilford	108,629	\$115,969,066	\$1,067.57	8	\$3,851,500	\$35.46	\$1,107,333	\$10.19
Fayetteville	Cumberland	203,948	\$124,550,372	\$610.70	10	\$1,371,849	\$6.73	\$3,123,037	\$15.31
Greensboro	Guilford	282,586	\$268,493,118	\$950.13	15	\$3,299,677	\$11.68	\$610,925	\$2.16
Asheville	Buncombe	87,882	\$97,266,571	\$1,106.79	8	\$7,065,380	\$80.40	\$1,023,800	\$11.65
Durham	Durham	251,893	\$239,996,649	\$952.77	80	\$10,056,477	\$39.92	\$2,201,275	\$8.74
Charlotte	Mecklenburg	809,958	\$867,214,000	\$1,070.69	26	\$16,889,966	\$20.85	\$3,063,712	\$3.78
Winston-Salem	Forsyth	239,269	\$204,146,037	\$853.21	8	\$20,064,263	\$83.86	\$4,892,218	\$20.45

OCTOBER 2015

DIRECTOR



1. At the request of Trillium Health Resources, funder of the accessible playground being planned for Town Common, the Parks Planner and Director visited Harrisonburg, Virginia to see and be briefed on the Parks and Recreation Department's *Dream Come True Playground*. Very impressive.

2. Director attended Pitt County Arts Council Board Retreat.

3. Staff prepared heavily for potential weather crisis related to extreme rains and the possibility of Hurricane Joaquin. Fortunately, the preparations proved unnecessary, as the rains came over a time period and the hurricane turned away from the coast, however the weather

played havoc with schedules for outdoor sports competitions, with countless cancellations.

4. We are optimistic that recent departmental hirings, listed elsewhere in this report, will create great opportunities for improvement of existing services. We've got some good folks coming on board.

5. The Director and several staff members had the privilege of attending ECVC's 50th Anniversary Banquet at Rock Springs, where Col. Greg Gadson, decorated Army Commander and "a portrait of courage in the face of great adversity" was the featured speaker. Col. Gadson delivered an emotional, motivational and inspiring message.

6. The Director has met with representatives of the Convention and Visitors Bureau regarding submitting a bid to host the NC Recreation and Parks Association's annual conference in the fall of 2018. Lots of work for staff but a big economic impact for Greenville. We obviously hope that, by then, we will be able to "show off" some recreation improvements currently in the planning stages.



In October and beyond . . .

1. 10/1 *Fairy House Creations Clay, Throwing Taller Forms, and Basic Acrylic Painting for Adults* began.
2. 10/5 *Kids One-on-One Training Program* at GAFC began.
3. 10/6 *iPhone/iPad* classes for Seniors and Adults began.
4. 10/6 *Create a Monster* and *Youth Sewing* classes began.
5. 10/7 Part I of four (4) part Wellness series on Stress Management: Coping with Worksite Stress
6. 10/7 *Addicted to Drawing for Adults, Sewing 101 for Adults, and ABC's of Painting and Painting Studio* began
7. 10/8 *Adult Beginning Drawing & Painting* and *Mommy/Daddy & Me Crafts Corner* began
8. 10/9-11 ASA Fast Pitch Softball Tournament at Boyd Lee Park
9. 10/11 Adult Basketball Officials Clinics
10. 10/12 Boyd Lee Park *Basketball Skills Clinics* registration opens
11. 10/12 *Future Stars Soccer* weekday games begin
12. 10/13-14 Flu vaccinations offered to COG employees at Police/Fire Rescue and Public Works
13. 10/14 COG/GUC Red Cross Blood Drive at GAFC, 10:00 AM – 4:00 PM
14. 10/14 Part II of four (4) part Wellness series on Stress Management: Dementia – Coping with Stress as a Caregiver
15. 10/18 *Fall Baseball* ends
16. 10/18 *Fall Intra-Squad Swim Meet* at GAFC
17. 10/18-21 Several staff members attended the NCRPA/SCRPA Joint Conference

18. 10/20 Wellness Program *Try It Series*: Bowling began
19. 10/20 Active Adult *Trip to NC State Fair*
20. 10/21 Part III of four (4) part Wellness series on Stress Management: Financial Tips – Planning for Retirement
21. 10/21-23 Southside and Moyewood Clubs visit Fayetteville, NC for Annual NCASCC Conference
22. 10/28 *Specialized Recreation Costume Party* at the Drew Steele Center
23. 10/28 Part IV of four (4) part Wellness series on Stress Management: Ways to Improve Your Interpersonal Relationships
24. 10/29 “*Throwback Thursday*” event at South Greenville Recreation Center
25. 10/31 *Exceptional Community Football League* will host *Football Jamboree*
26. *Pickleball* time slot added to include Thursday nights from 6:00 – 8:00 PM at GAFC

PARKS DIVISION

PARKS SUPERINTENDENT

1. Joseph (Joey) Minner has been hired as our new full time Park Ranger. Joey previously worked for Greenville Fire/Rescue. His first day on the job was 10/3.



PARKS MAINTENANCE


1. Landscape crews – ball field maintenance, mowing schedules, and landscape detail completed at Boyd Lee Park, Eppes Recreation Center, and Greenville Aquatics and Fitness Center (GAFC).
2. Custodial crews – cleaning service and litter collection.
3. Technician crews – small projects included repaired deteriorated boards on Greenway and on the shelter at Matthew Lewis Park, relocated receptacles in Kids Play Area and Room B at GAFC, electrical improvements at GAFC, installed fan in weight room at GAFC, water fountain at Town Common, ice machine at Facility Management, and new HVAC window units at Eppes Recreation Center; and removed aging playground equipment from Westhaven Park.
4. Weekend Support crew – support for litter collection and shelter service.
5. Set up and support for ECU tailgate parking access as Elm Street Park and Dirt Day at River Park North.
6. Facility Improvement Plan meetings continue. HVAQ replacement projects are currently in the construction phase.

RIVER PARK NORTH (RPN)

● **September Activities**

1. 8 public programs; total attendance 572 (*Pitt County Fair, Dirt Day, Preschool Story Time, Swamp Stomp, Project Wet 2.0, etc.*)
2. 3 private/group programs; total attendance 118 (Christ Covenant, Paradigm, Inc., and Wellcome Middle School)
3. 6 large/2 small shelter reservations; total attendance 270/L, 40/S
4. 3 drive-to campsite reservations; attendance 6

● **September Highlights**

1. GRPD received \$13,200 Imagination Playground – Big Blocks Set grant from KaBOOM! The Big Blocks Set includes four large rolling carts of very large, blue blocks, of various shapes made of a dense foam material. These can be used inside or outside, with water and sand, and will be integrated into the mobile play trailer. 
2. Pitt Community College and NC Water Resource Commission completed their annual evaluation of the large fishing pond. They reported plenty of large catchable catfish, bass, and crappie, fewer numbers of yellow perch and sunfish than last year. The pond is healthy and productive according to the report.



3. The mobile play trailer was a huge success at the Pitt County Fair. 450 fair goers utilized the trailer. Staff plan local park visits beginning this fall.
4. Dirt Day was a success, new this year was the addition of an excavator that families could operate under the supervision of a trained professional.

- **Coming in October**

1. 22 public programs (*Art Museum Fall Fest, Family Campout, United Way Fall Fest, Pumpkin Trail, Pumpkin Carving, etc.*)
2. 5 private/group program; expected attendance 206 (*Surveyors Conference, Birthday Party, Colerain Elementary, etc.*)
3. 2 large/2 small shelter reservations; anticipated attendance 70/L, 28/S.
4. RPN Catfish Contest began 10/01 and runs the full month of October.

PARKS PLANNING

1. Town Common Pier – The City Planning Division has received the drawings for the elevated pier and kayak landing. Sawyer Residential and Marine Construction, Inc. is waiting for final comments and building permit.
2. Town Common Improvements - The City received eight responses to the RFQ for the design development phase of the Town Common improvements. Evaluations by the Town Common Development Review Committee were submitted on 10/8, and three (3) firms will be shortlisted for interviews.
3. Town Common Accessible Playground - Staff is currently working with Trillium Resources to write a generic specification for the new playground at the Town Common. The City intends to submit the project for bidding using the US Communities Cooperative Contract and other State Purchasing Co-ops.
4. South Greenville Recreation Center Architectural Design – City Council approved the contract modification with Hite Associations, P.C. for LEED design. The project has been submitted to the LEED agency for review; the review can take up to four (4) weeks for approval. The project was announced for bidding on 10/9. Bidding will be open for 30 days. Hite Associates has received and approved pre-qualification submissions from General Contractors. GRPD will submit bid documents for asbestos abatement in mid-October; bidders have 10 days to submit bids. The City has completed the final draft of the Memorandum of Agreement with Pitt County Schools for shared financial responsibility for construction. South Greenville will close for construction on 11/1 and estimated duration is 10 months.
5. Tar River Park – The master plan for Tar River Park has been completed and endorsed by the Recreation and Parks Commission. The master plan will be presented to City Council in November.
6. Tar River Legacy Plan Implementation Item – The City has submitted the final draft of the MOU and Lease Agreement with Sound Rivers for the construction and operation of three camping platforms accessible from the river on lands along the Tar River. A public notice has been issued for a public hearing to be held in November. Construction is anticipated to begin in late fall 2015.
7. Boyd Lee Park – The City has contracted with Carolina Earth Movers, Inc. to complete the entrance realignment project. The contract is scheduled to begin work in October and be complete within 20 business days.



BRADFORD CREEK PUBLIC GOLF COURSE

1. September Revenues: \$47,735 Target: \$63,575
2. Rounds of Golf: 1,432
3. Weather or Maintenance Effected Days: 17
4. FootGolf Rounds: 17 Revenue: \$158
5. Total Revenue for Short Course/FootGolf fiscal year-to-date: \$2,565.78
6. **September Highlights:**
 - a. Aerified greens 9/8-11; 9 holes closed each day
 - b. 4 PGA Jr. Golf practices; 120 participants
 - c. 3 clubhouse rentals; 200 total participants
 - d. *Ladies Nine and Wine*; 6 participants
 - e. *VIP Appreciation Night* tournament; 26 participants

7. Coming in October

- a. 10/4 *PGA Junior Golf Match*; 60 participants
- b. 10/8 AFLAC clubhouse rental and FootGolf tournament; 40-60 participants
- c. 10/10 Clubhouse rental; 40 participants
- d. 10/11 *PGA Jr. Golf Practice*; 48 youth participants
- e. 10/17 Wedding and reception clubhouse rental; 70-100 participants
- f. 10/22 Chamber of Commerce clubhouse reservation; 20 participants
- g. 10/23-25 *Down East Golf Tournament*; 120 players expected to play on Sunday
- h. 10/24 *ECU Adaptive Sports Day*
- i. 10/26-29 *PGA Get Golf Ready Clinic*; 10 participants
- j. 10/30 Patheon lunch and FootGolf event

BRADFORD CREEK PUBLIC GOLF COURSE MARKETING REPORT

1. 9/2 Booth at ECU Merchant Fair
2. 9/9 Down East Open meeting in Goldsboro. Helped to coordinate employee (AFLAC) FootGolf event scheduled for 10/8.
3. Social media updates and monthly newsletter.

RECREATION DIVISION

RECREATION SUPERINTENDENT

1. Darris Sawyer started his position of Recreation Supervisor at Eppes Recreation Center on 10/5. In addition to working with GRPD part-time, he has three years of combined experience with the City of Greensboro Parks and Recreation and Elizabeth City Parks and Recreation. Darris received his Bachelor's and Master's degrees from North Carolina A&T State University, and has taught and coached in the Ayden school system.
2. Sophie Duncan was promoted from Recreation Assistant, Adult Athletics to Recreation Supervisor, Adult Athletics. She continues to work out of Boyd Lee Park.



AQUATICS & FITNESS CENTER (GAFC)

1. Emailed a survey to members for feedback on GAFC exercise programming.
2. October schedule now offers additional hours for aqua classes and PM pickleball.
3. Improvements made to offer Pandora music for the facility.
4. An upgraded pool heater was installed on 9/10 to replace aging hardware. The new unit includes a digital thermostat capable of providing more consistent water temperature.
5. Thanks to Parks Maintenance staff for completing several improvement projects.

EMPLOYEE WELLNESS

1. 09/1 Fall 2015 interns began. Garrett Rasmussen, ECU student majoring in Sports Studies and Ashley McNair, ECU student majoring in Worksite Public Health.
2. 09/7 *Live Healthy America Activ8* program began. This exercise incentive program will run for eight weeks. Teams of 2-10 employees participate; 124 employees registered.
3. 09/7 Activity timeline schedule in the Kids Play Area at GAFC implemented.
4. 09/8 *Couch to 5k* training began at Boyd Lee Park. Full time and designated part-time COG and GUC employees participating will be reimbursed the cost of the class upon completion of the program if they attend at least 12 training sessions. →
5. 9/9 Wellness Program's *Try It Series* offered Meditation classes to full-time and designated part-time COG and GUC employees.
6. 9/29 Wellness Program's *Try It Series* offered Piloxing classes. This cardio activity combines boxing, standing Pilates, and modern dance movements.



ADULT ATHLETICS / H. BOYD LEE PARK

1. 10 picnic shelter rentals; total attendance – 485
2. 2 gym rentals; total attendance – 150
3. 4 field rentals; total attendance – 120
4. 8 cross country meets
5. 89 softball games played; 32 teams and 412 total participants
6. 36 flag football games played; 12 teams and 123 total participants

YOUTH ATHLETICS

1. 9/2 *Future Stars Coaching Clinic*
2. 9/12 *First day of Future Stars Soccer practice*
3. 9/13 *Fall baseball started (70 players, 6 teams, 6 coaches)*
4. 9/15-17 *Staff attended Athletic Directors Workshop hosted by North Carolina Recreation and Parks Association (NCRPA)*
5. 9/21 *Basketball registration opened*
6. 9/26 *Future Stars Soccer games began (56 games, 110 teams, 960 participants)*
7. *Youth Flag Football began at Jaycee Park, 13 teams and 131 participants.*

RIVER BIRCH TENNIS CENTER (RBTC)

1. 9/8 *Fall Youth and Adult Tennis Programs began; 123 participants*
2. 9/11-13 *ECU Men's Tennis hosted Fall Invitational Tournament*
3. 18 individual tennis lessons given
4. 14 ball machine rentals
5. 2 Combo Doubles teams (1 men's, 1 women's) from RBTC entered Coastal Plains Combo Doubles League.



SPORTS CONNECTION

1. 1,122 tokens sold vs 1,338 in September 2014.
2. Attendance: 931 vs 1,471 in September 2014.
3. 29 cage rentals vs. 33 in September 2014.
4. Two (2) birthday parties held.
5. 9/1 *Registration open for Youth Basketball Skills.*

DREW STEELE CENTER (DSC) / ELM STREET CENTER (ESC) / B.E.T. BUILDING

1. 9 B.E.T. rentals; total attendance – 1,010.
2. 10 DSC rentals; total attendance – 1,435.
3. *Fencing Class* at ESC; 14 participants.
4. *Gymnastics* 3-4 year old, M & W, 20 participants
Gymnastics 5-7 year old, M & W, 12 participants
Gymnastics 5-7 year old, T & TH, 12 participants

SOUTH GREENVILLE RECREATION CENTER

1. Ten (10) volunteers from Pitt Community College worked with after school program participants.
2. Center will be open through 10/31, and then will be closed for an extended period for renovations. South Greenville PAL program will meet at the elementary school for the duration.

EPPE RECREATION CENTER/THOMAS FOREMAN PARK

1. Interviews for Computer Lab have been scheduled.
2. 9/28 *Registration for Youth Basketball began*

SPECIALIZED RECREATION

1. 9/8 *Special Olympics Aquatics* began; 35 registered
2. 9/9 *Special Olympics Bowling* began; 66 registered

3. 9/12 *Exceptional Community Football League* began; 51 registered
4. 9/14 *Special Olympics Rollerskating* began; 10 registered
5. 9/18 *ABLE Bingo*; 25 participants
6. 9/27 *Splash & Dash Kids Triathlon*; 47 participants

ARTS AND CRAFTS CENTER

1. 9/9 *Addicted to Drawing* began
2. 9/14 *Ballet & Tap* began
3. 9/15 *Learn to Throw* began with new instructor, Suzanne Morrow
4. 9/19 *Fairy House Workshop* held
5. 9/20 *Music Together* began
6. 9/29 *Autumn Colors Clay* began



Specialized Recreation "Creative Oasis" participant

SENIOR ADULT SERVICES

1. 9/10 *Exercise in the Park*; 12 participants
2. 9/11 48 Seniors to Tarboro for District 1A (NCASCC) picnic
3. 9/14 Began *Intermediate Bridge*; 28 participants
4. 9/15 Began *Beginner Bridge*; 8 participants
5. 9/17 Began *Advanced Bridge*; 28 participants
6. 9/25 First session of *Walking Club* at Town Common; 15 participants
7. 9/27 *Senior Trip* to Niagara Falls; 26 participants

Respectfully submitted,

A handwritten signature in black ink that reads "Gary N. Fenton".

Gary N. Fenton, Director of Recreation and Parks



Dirt Day at River Park North

