

Community Development Department / Inspections Division  
 City of Greenville  
 Jun-16

The following is a monthly breakdown of activities of this Division as related to construction within our jurisdiction

2015-2016	June	
Building Permits	# of Permits	Value
Residence	24	\$ 3,365,150.00
Residence Addition	5	\$ 141,650.00
Residence Alteration	10	\$ 261,759.00
Duplex Townhomes	0	\$ -
Duplex Alteration	1	\$ 1,000.00
Duplex Additions	0	\$ -
Multi-Family	0	\$ -
Multi-Family Townhomes	0	\$ -
Multi-Family Additions	0	\$ -
Multi-Family Alterations	2	\$ 13,100.00
Business	4	\$ 5,933,125.00
Cell Tower & Foundation	0	\$ -
Shell	0	\$ -
Office	0	\$ -
Hotel/Motel	0	\$ -
Educational	0	\$ -
Business Additions	1	\$ 20,000.00
Business Alterations	20	\$ 1,644,890.00
Churches	0	\$ -
Church Addition	0	\$ -
Church Alterations	0	\$ -
Clubhouse	0	\$ -
Swimming Pool	3	\$ 143,790.00
Storage/Accessory	9	\$ 4,571,675.00
Garage/Carport	0	\$ -
Storage Additions	0	\$ -
Storage Alterations	0	\$ -
Garage Additions	0	\$ -
Garage Alterations	0	\$ -
Retaining Wall	0	\$ -
Foundation	0	\$ -
Signs	16	\$ 80,878.00
Roofing	1	\$ 130,759.00
Family Care	0	\$ -
Change of Occupancy	1	n/a
Day Care	0	n/a
Temp. Utilities	26	n/a
Mobile Homes	3	n/a
Safety Review	3	n/a
Driveway	25	n/a
Land Disturbance	34	n/a
Demolition	6	n/a
Tents	0	n/a
Total for Month	194	\$ 16,307,776.00
	<i>for month</i>	<i>to date</i>
Total Value New Construction	\$ 9,298,275.00	\$ 62,981,533.00
Total Alterations	\$ 7,009,501.00	\$ 51,789,719.00

	For Month	For Year
Building Permits	194	1808
Mechanical Permits	203	2064
Plumbing Permits	52	475
Electrical Permits	246	2220
Total Permits	695	6567
Building Inspections	352	3805
Plumbing Inspections	220	2154
Mech. Inspections	278	3488
Elect. Inspections	348	3722
Fire Inspections	3	40
Stop Work Orders	0	5
Condemnations	0	6
ABC Lic. Insp	4	38
Non- Residential Min. Code Insp.	0	6
Total Inspections	1205	13263
Commercial Plan Reviews	42	330
Residential Plan Reviews	37	292
Sign Plan Reviews	20	169
Site Plan Reviews	9	60
BOA Reviews	0	28
Turnover	\$ 82,308.84	\$ 662,145.64

doc #985371

Respectfully Submitted,




Les Everett  
 Chief Building Inspector

cc: Merrill Flood, Assistant City Manager

Memorandum

**To:** Barbara Lipscomb, City Manager

**From:** Les Everett, Chief Building Inspector 

**Date:** July 11, 2016

**Subject:** New Building Permit Report

The following is a list of Building Permits issued for NEW Residential and Commercial construction during the month of June, 2016.

Builder	Address	Type	Cost
Corey Const. Inc, John Paul	1801 E Arlington Bv	Commercial/business (new)	1,100,000
Farrior And Sons, Inc.	1018 Wh Smith Bv	Commercial/business (new)	326,625
Roberson Builders, Llc	2305 Dickinson Av Ex 110	Commercial/business (new)	162,500
Vannoy & Sons Const. Co,inc	3428 S Memorial Dr	Commercial/business (new)	4,344,000
Clark, Bill Homes Of	501 Kiesee Dr	Single Family Residential (new)	104,650
Clark, Bill Homes Of	3101 Pacolet Dr	Single Family Residential (new)	104,600
Clark, Bill Homes Of	3412 Flora Dr	Single Family Residential (new)	224,850
Clark, Bill Homes Of	700 Carnoustie Dr	Single Family Residential (new)	194,600
Clark, Bill Homes Of	3917 Dunhagan Rd	Single Family Residential (new)	210,600
Clark, Bill Homes Of	404 Falling Creek Dr	Single Family Residential (new)	96,050
Clark, Bill Homes Of	3413 Flora Dr	Single Family Residential (new)	173,300
Clark, Bill Homes Of	3341 Pacolet Dr	Single Family Residential (new)	96,050
Clark, Bill Homes Of	2676 Rhinestone Dr	Single Family Residential (new)	132,750
Clark, Bill Homes Of	3600 South Bend Rd	Single Family Residential (new)	201,100
Harris Residential Bldrs	700 Golf View Dr	Single Family Residential (new)	216,000
Harris Residential Bldrs	3701 Prestwick Pl	Single Family Residential (new)	171,650
Kingsmill Construction, Inc.	746 Fox Chase Ln	Single Family Residential (new)	69,700
Kingsmill Construction, Inc.	2408 Camille Dr	Single Family Residential (new)	77,400
Kuhn Homes, Llc	2148 Coleman Dr	Single Family Residential (new)	160,000
Kuhn Homes, Llc	2144 Coleman Dr	Single Family Residential (new)	160,000
Kuhn Homes,llc, Will	2509 Sawgrass Dr	Single Family Residential (new)	110,000
Kuhn Homes,llc, Will	2533 Sawgrass Dr	Single Family Residential (new)	100,000
Kuhn Homes,llc, Will	2528 Sawgrass Dr	Single Family Residential (new)	110,000
Kuhn Homes,llc, Will	1103 Oakview Dr	Single Family Residential (new)	160,000
Kuhn Homes,llc, Will	3436 Sagewood Ct	Single Family Residential (new)	117,200
Mq Construction, Inc	336 Golf View Dr	Single Family Residential (new)	104,650
Mq Construction, Inc	1217 Brighton Dr	Single Family Residential (new)	120,000
Spain Builders, Llp	1900 Signature Dr	Single Family Residential (new)	150,000
	Total		9,298,275

**(Previous year and month comparison of new construction)**2015-2016July

Residence:	17 Permits	3,505,850
Duplex T:	2 Permits	178,000
(1 Bldg/2 Units)		
Business:	2 Permits	2,388,361
Total:	21 Permits	6,072,211

August

Residence:	16 Permits	2,290,400
Duplex T:	4 Permits	345,000
(2 Bldgs/4 Units)		
Total:	20 Permits	2,635,400

September

Residence:	15 Permits	2,035,650
Duplex T:	8 Permits	654,500
(4 Bldgs/8 Units)		
Business:	1 Permit	2,790,000
Total:	24 Permits	5,480,150

October

Residence:	6 Permits	939,300
Duplex T:	2 Permits	168,000
(1 Bldg/2 Units)		
Business:	1 Permit	950,000
Total:	9 Permits	2,057,300

November

Residence:	20 Permits	3,068,700
Duplex T:	14 Permits	1,204,600
(7 Bldgs/14 Units)		
MF Townhome:	7 Permits	481,965
(1 Bldg/7 Units)		
Multi-Family:	1 Permit	1,494,570
(1 Bldg/24 Units)		
Business:	2 Permits	969,150
Total:	44 Permits	7,218,985

December

Residence:	10 Permits	1,466,000
Duplex T:	2 Permits	200,000
(1 Bldg/2 Units)		
MF Townhomes	12 Permits	630,000
(1 Bldg/12 Units)		
Business:	1 Permit	1,959,375
Total:	25 Permits	4,255,375

2014-2015July

Residence:	6 Permits	1,172,950
Duplex T:	2 Permits	180,000
(1 Bldgs/2 Units)		
Multi-Family:	1 Permit	873,290
Business:	6 Permits	7,382,075
Total:	15 Permits	9,608,315

August

Residence:	12 Permits	1,865,600
Total:	12 Permits	1,865,600

September

Residence:	13 Permits	2,202,100
Duplex T:	4 Permits	351,550
(2 Bldgs/4 Units)		
Business:	3 Permits	5,576,995
Shell:	1 Permit	65,000
Church:	1 Permit	3,439,085
Total:	24 Permits	11,734,760

October

Residence:	15 Permits	2,202,100
Duplex T:	2 Permits	180,000
(1 Bldg/2 Units)		
Business:	2 Permits	884,020
Shell:	1 Permit	314,069
Multi-Family	4 Permits	5,978,280
(4 Bldgs/96 Units)		
Total:	24 Permits	9,558,469

November

Residence:	12 Permits	2,036,600
Duplex T:	2 Permits	165,200
(1 Bldg/2 Units)		
MF Townhome:	6 Permits	745,800
(1 Bldg/6 Units)		
Multi-Family:	4 Permits	6,092,040
(4 Bldgs/96 Units)		
Total:	24 Permits	9,039,640

December

Residence:	12 Permits	1,763,281
Business :	1 Permit	450,000
Total:	13 Permits	2,213,281

January

Residence:	12 Permits	1,518,300
Duplex T:	4 Permits	301,200
(2 Bldgs/ 4 Units)		
Business:	2 Permits	2,146,953
Total:	18 Permits	3,966,453

February

Residence:	13 Permits	2,024,100
Duplex T:	8 Permits	687,100
(4 Bldgs/8 Units)		
Business:	1 Permit	819,734
Total:	22 Permits	3,530,934

March

Residence:	11 Permits	1,600,150
Duplex T:	4 Permits	366,550
(2 Bldgs/4 Units)		
Duplex:	2 Permits	120,000
(1 Bldg/2 Units)		
Business:	2 Permits	8,864,675
Total:	19 Permits	10,951,375

April

Residence:	12 Permits	2,315,925
Duplex T:	2 Permits	181,550
(1 Bldg/2 Units)		
Business:	1 Permit	2,315,925
Total:	15 Permits	3,669,475

May

Residence:	21 Permits	3,185,100
Duplex T:	8 Permits	660,500
(4 Bldgs/8 Units)		
Total:	29 Permits	3,845,600

June

Residence:	24 Permits	3,365,150
Commercial:	4 Permits	5,933,125
Total:	28 Permits	9,298,275

January

Residence:	13 Permits	2,307,350
Duplex T:	10 Permits	763,000
(5 Bldgs/10 Units)		
Total:	23 Permits	3,070,350

February

Residence:	14 Permits	1,935,050
Duplex T:	6 Permits	481,800
(3 Bldgs/6 Units)		
Business:	1 Permit	2,621,115
Total:	21 Permits	5,037,965

March

Residence:	12 Permits	1,748,400
Business:	1 Permit	115,000
Shell:	1 Permit	176,400
Total:	14 Permits	2,039,800

April

Residence:	13 Permits	1,508,215
Duplex T:	8 Permits	512,500
(4 Bldgs/8 Units)		
MF Townhomes	8 Permits	587,675
(1 Bldg/8 Units)		
Business:	3 Permits	120,328,207
Total:	32 Permits	122,328,207

May

Residence:	13 Permits	1,747,650
Duplex T:	4 Permits	365,000
Business:	2 Permits	8,188,000
Total:	19 Permits	10,300,650

June

Residence:	17 Permits	2,214,500
Multi-Family:	1 Permit	6,860,000
(1 Bldg/98 Units)		
Business:	2 Permits	775,800
Total:	20 Permits	9,850,300

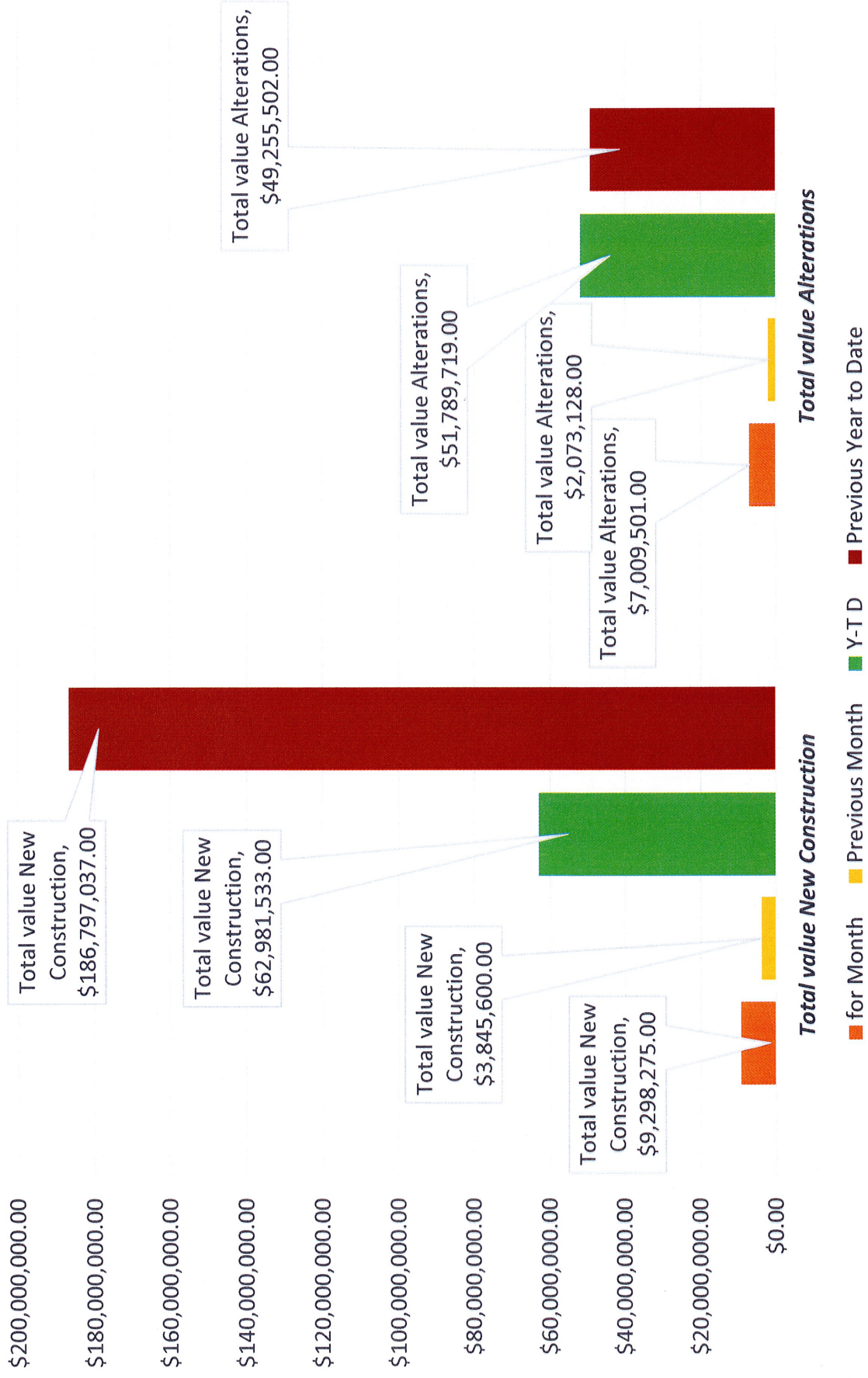
F/Y Total: 274 Permits 62,981,533

F/Y Total: 241 Permits 186,797,037

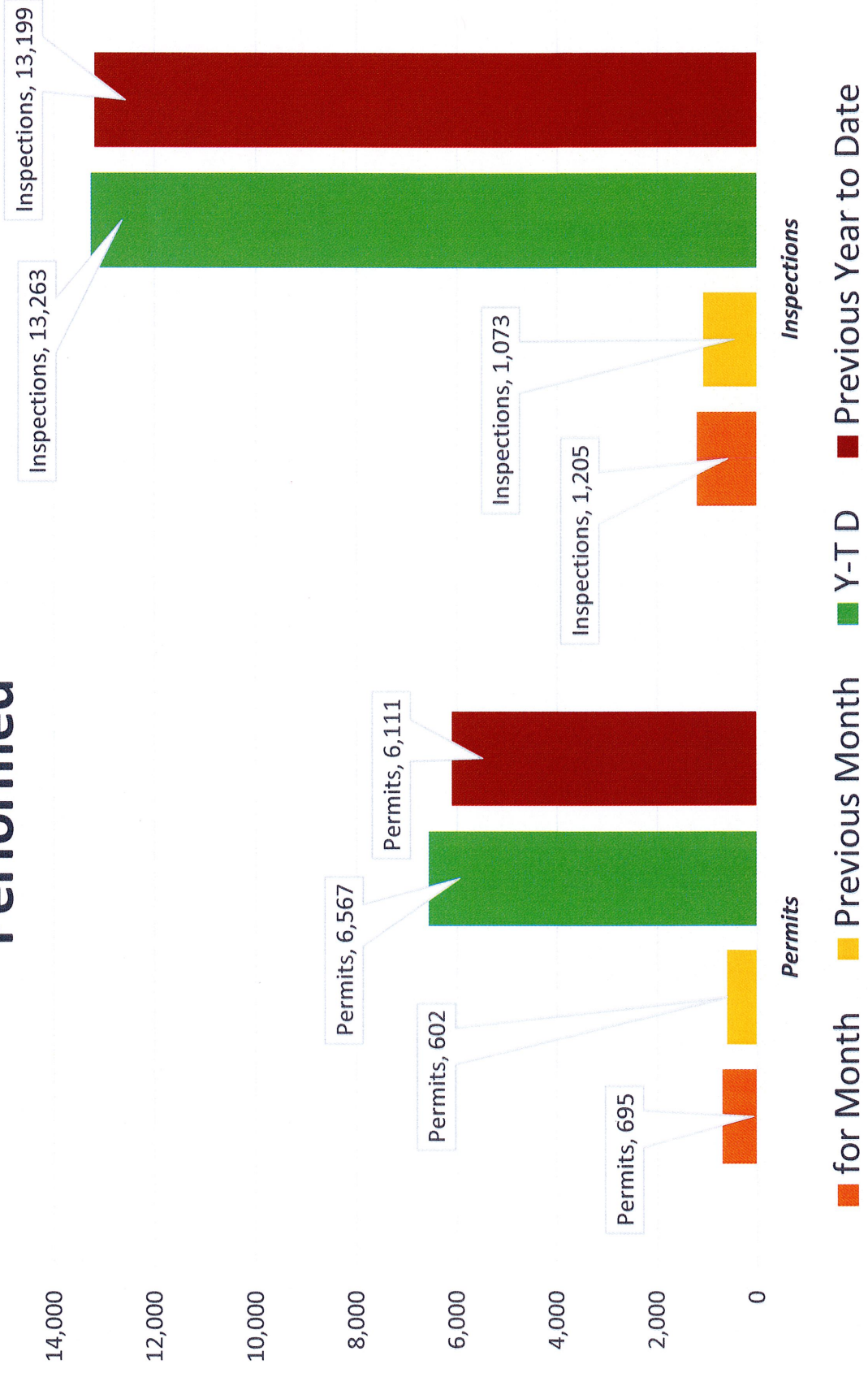
Cc: Merrill Flood, Assistant City Manager

Doc: 1032686

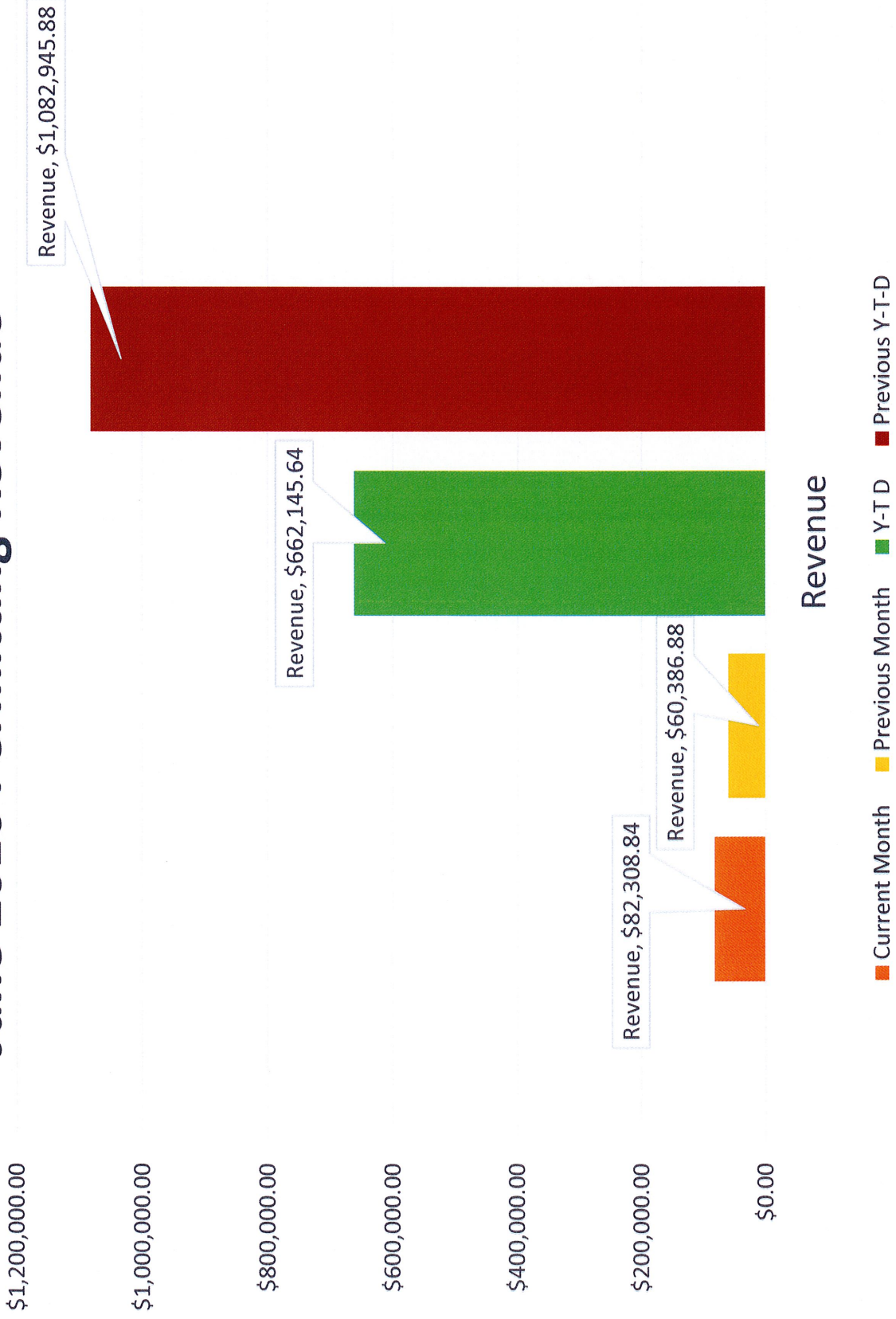
# June 2016 Value of ALL Construction Permits



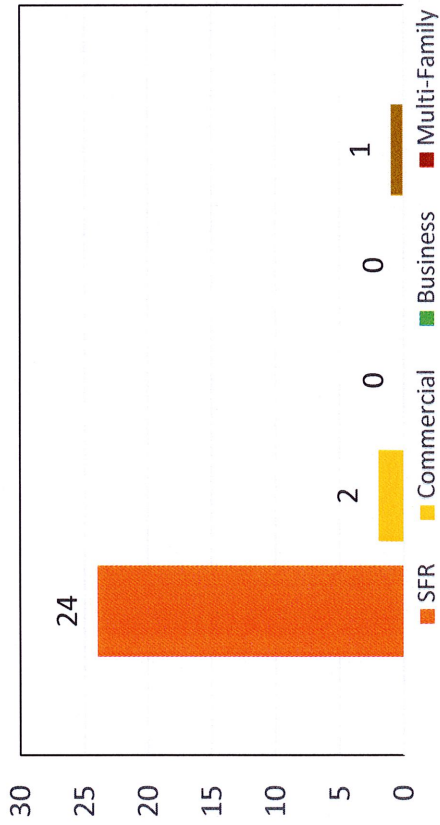
# June 2016 Permits Issued & Inspections Performed



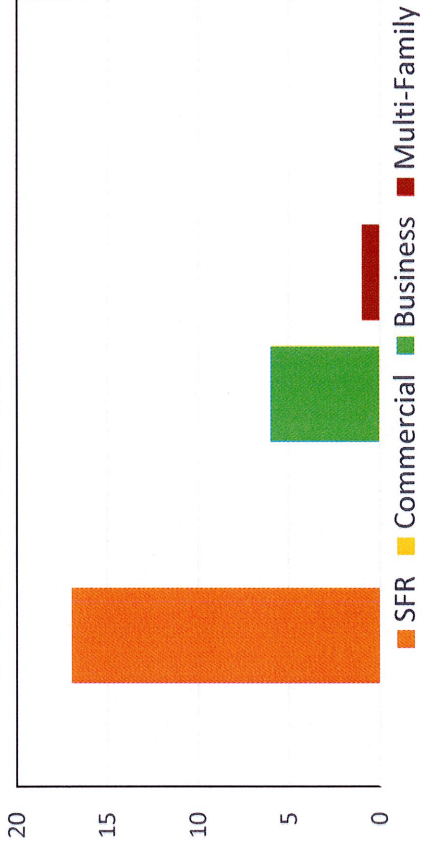
# June 2016 Permitting Revenue



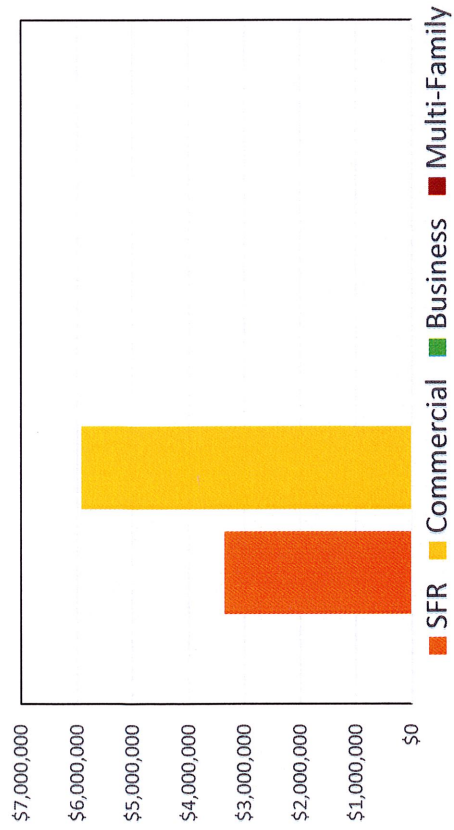
June 2016 New Construction Permits



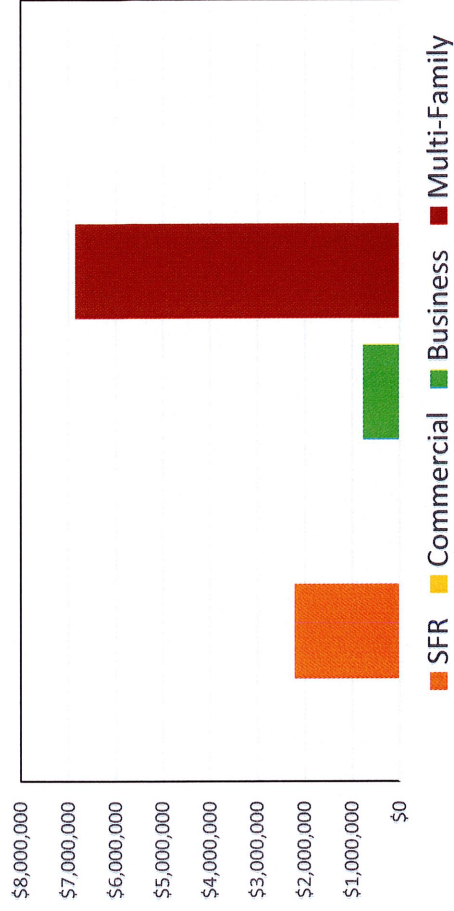
June 2015 New Construction Permits



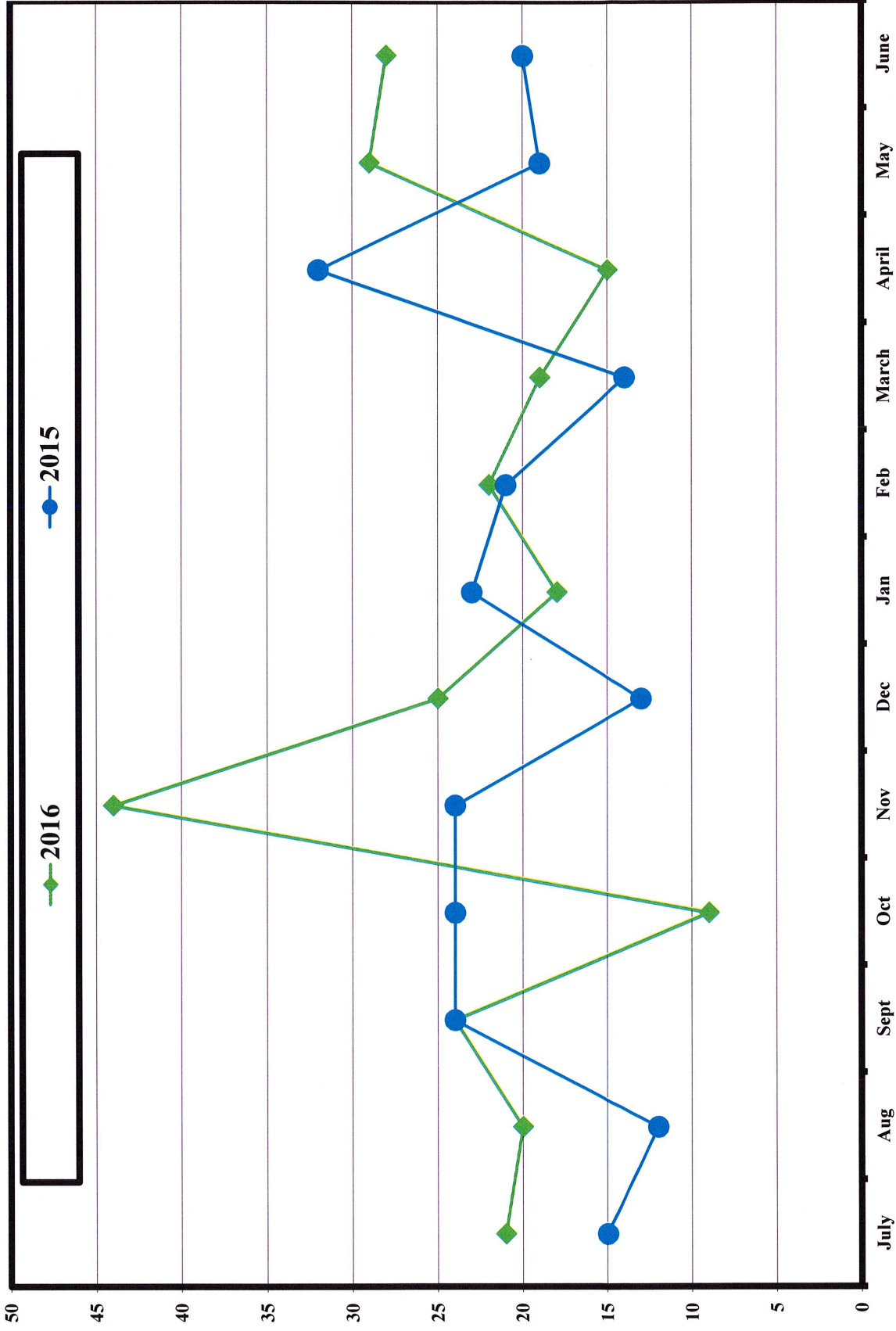
June 2016 New Permit Valuation



June 2015 New Permit Valuation

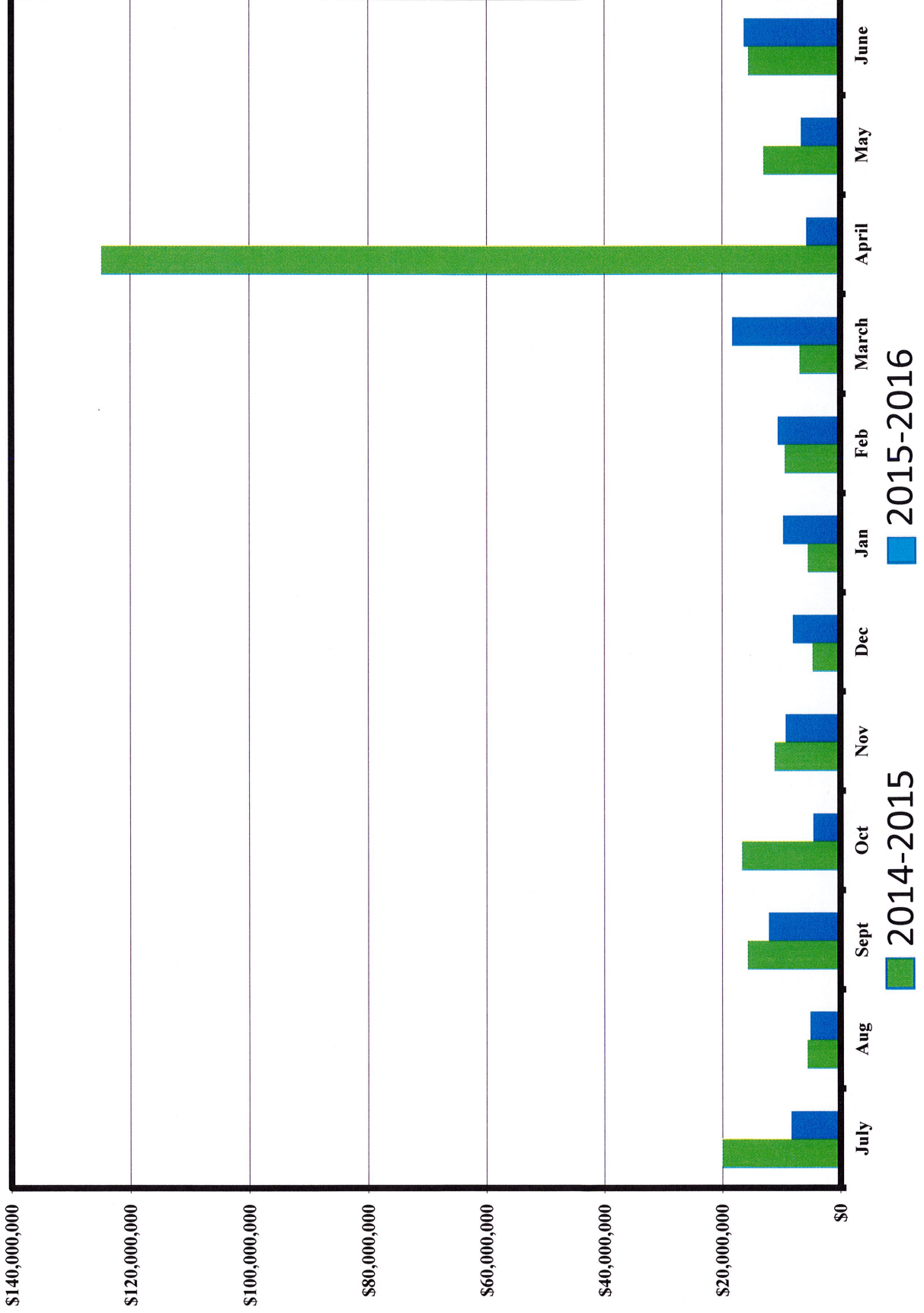






Total New Construction Permits

# Total Value of All Construction



# Total Value of NEW Construction

