

1.13.14

City Council Meeting

Item 8: Presentations by Boards and Commissions

a. Environmental Advisory Commission

Environmental Advisory Commission

- http://www.greenvillenc.gov/departments/city_clerk/information/default.aspx?id=369
- By-laws, Environmental Advisory Commission, Greenville, North Carolina
- 2020 Vision - Greenville

EAC Members

- Scott Anderson – Engineer (2013 Vice-Chair, 2014 Chair)
- Michael Behm – ECU Professor (2014 Vice-Chair)
- Owen Burney – Building Contractor
- Robert Chin – ECU Professor (2013 Chair)
- Hugh Cox – Attorney
- David Kimmel – ECU Professor
- One vacancy

Support to EAC

- Marion Blackburn, Council Member
-
- Kevin Mulligan, Director, Public Works
 - Kinsey Holton, Engineering Staff
 - Amanda Braddy, Administrative Assistant

Original 2013 EAC Priorities

- Measure results of our actions
- Engage citizens in environmental responsibility
- More intentional engagement with Council and other commissions
- Reduce volume of our waste (publish plastics brochure)
- Preserve our “liquid gold” (water)

Original 2013 EAC Priorities cont'd

- Promote and expand the EAC grant program (advertising and seeking new funding sources)
- ECU service learning partnership

2013 EAC Priorities

- Identify and deploy five ways in which to engage citizens in environmental sustainability
 - Uptown Parking Deck Advisory Committee
 - Stormwater Stakeholders Group
 - UST PSA interview with Steve Hawley
 - Environmental sustainability survey in progress
 - Wikispace presence:
<http://eacgreenville.wikispaces.com/>

2013 EAC Priorities

- Increase deliberate and intentional engagement with Council and other Commissions
- Regenerative Stormwater Conveyance Demonstration Project
- The Fourth and Cotanche Streets Uptown Parking Deck
- Greenville Transportation and Activity Center (GTAC)

2013 EAC Priorities

- Identify and suggest five ways to reduce volume of our waste
- Identify five funding sources for future grants
- Develop an inventory of the City's Public Works' environmental sustainability accomplishments / achievements
- Develop a culture of measuring and disseminating the results of EAC's efforts
- Seek ways to preserve our "liquid gold" (water)

2013 EAC Priorities

- Incorporate service learning students from ECU in the pursuit of one 2013 EAC goal
- Publish and distribute a plastics brochure
 - Distribution began October 18 at Freeboot Friday

2013 EAC Priorities

- Promote and expand the EAC grant program (advertising and seeking new funding sources)
- 2012-2013 Grant Recipient – Wahl-Coates 4-H Group
- 2013-2014 Grant Recipient – J.H. Rose High School



Environmental Advisory Commission

“When one tugs at a single thing in nature, he finds it attached to the rest of the world.”

John Muir on environmental sustainability
Scottish-American naturalist and preservationist

Item 8: Presentations by Boards and Commissions

b. Pitt-Greenville Airport Authority

***PITT-GREENVILLE
AIRPORT AUTHORITY***

Annual Presentation to City Council

January 13, 2014

Presentation Outline

- PGV Fast Facts
- PGV Organization
- Commercial Airline Service
- Capital Improvement Projects

PGV Fast Facts

- Comprises 1,000 acres
- 2 Runways
- Capable of handling large jets

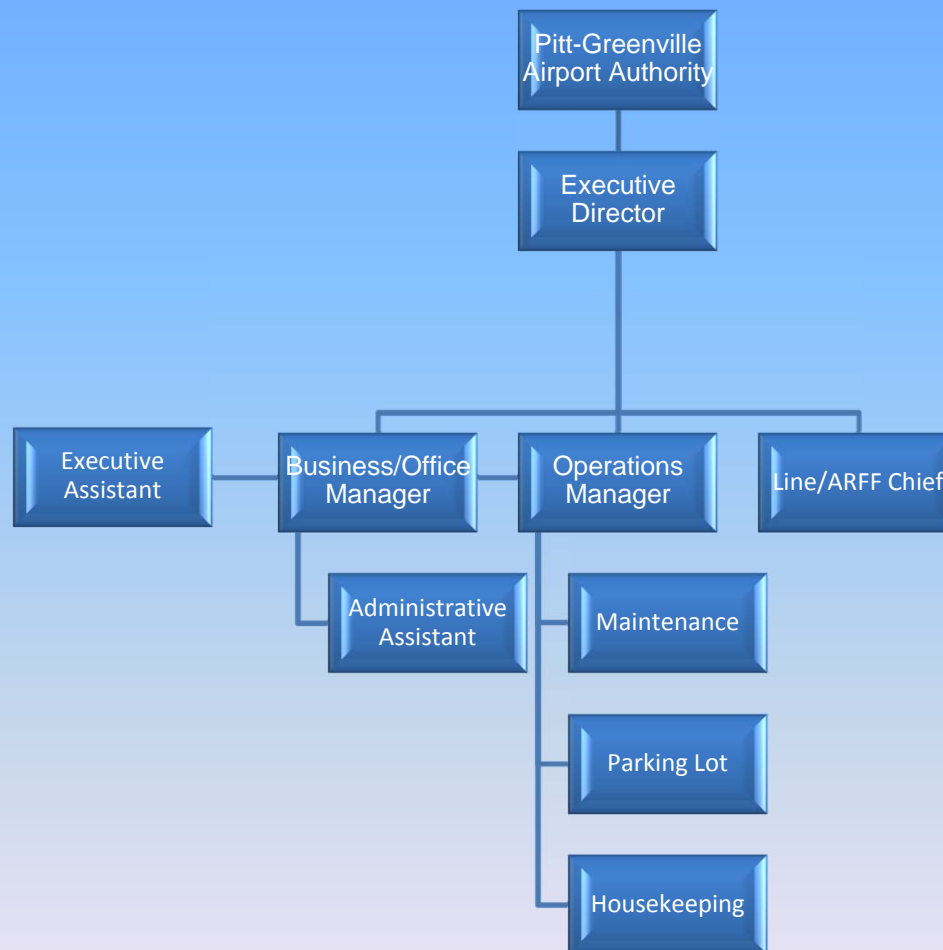


PGV Economic Impact

Pitt-Greenville Airport Economic Impact Summary

Impact Type	Jobs	Economic Contribution	Payroll per Year
Direct	150	\$21,380,000	\$4,600,000
Indirect	110	\$43,420,000	\$2,200,000
Induced	50	\$32,470,000	\$1,340,000
Total Impact	310	\$97,270,000	\$8,140,000

PGV Organizational Chart



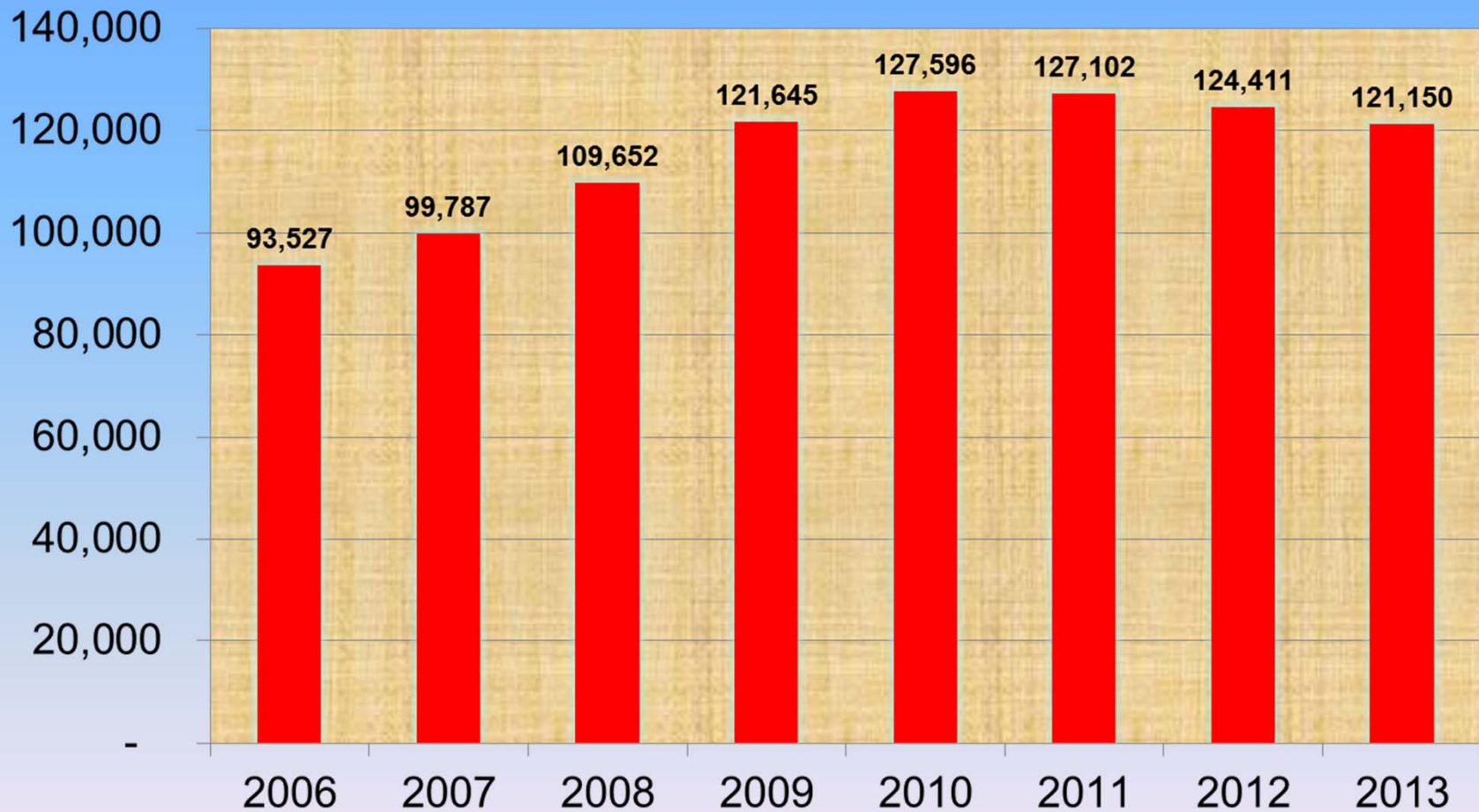
Total of 14 full-time & 9 part-time employees

Commercial Air Service

- US Airways Express
- 5 flights/day to & from Charlotte
- Current daily operations reflect 2 jets & 3 turboprops



Passenger Traffic Trends



Commercial Air Service

- Prime goal is to expand & enhance level of air service
 - Increase flight frequency
 - Increase ratio of jets to turboprops
- Continue efforts to recruit an additional airline
 - Airline mergers & acquisitions have reduced playing field
 - Only 2 target airlines/hubs left to recruit

American/US Airways Merger



Capital Improvement Projects

Capital Improvement Projects

- One of major goals of Pitt-Greenville Airport Authority is to continue to modernize & upgrade PGV infrastructure
- PGV predominantly depends on federal (FAA) grants for capital improvements
- Airport Board is funding non-grant eligible projects from PGV capital reserves
 - Primarily for general aviation & non-aeronautical land development


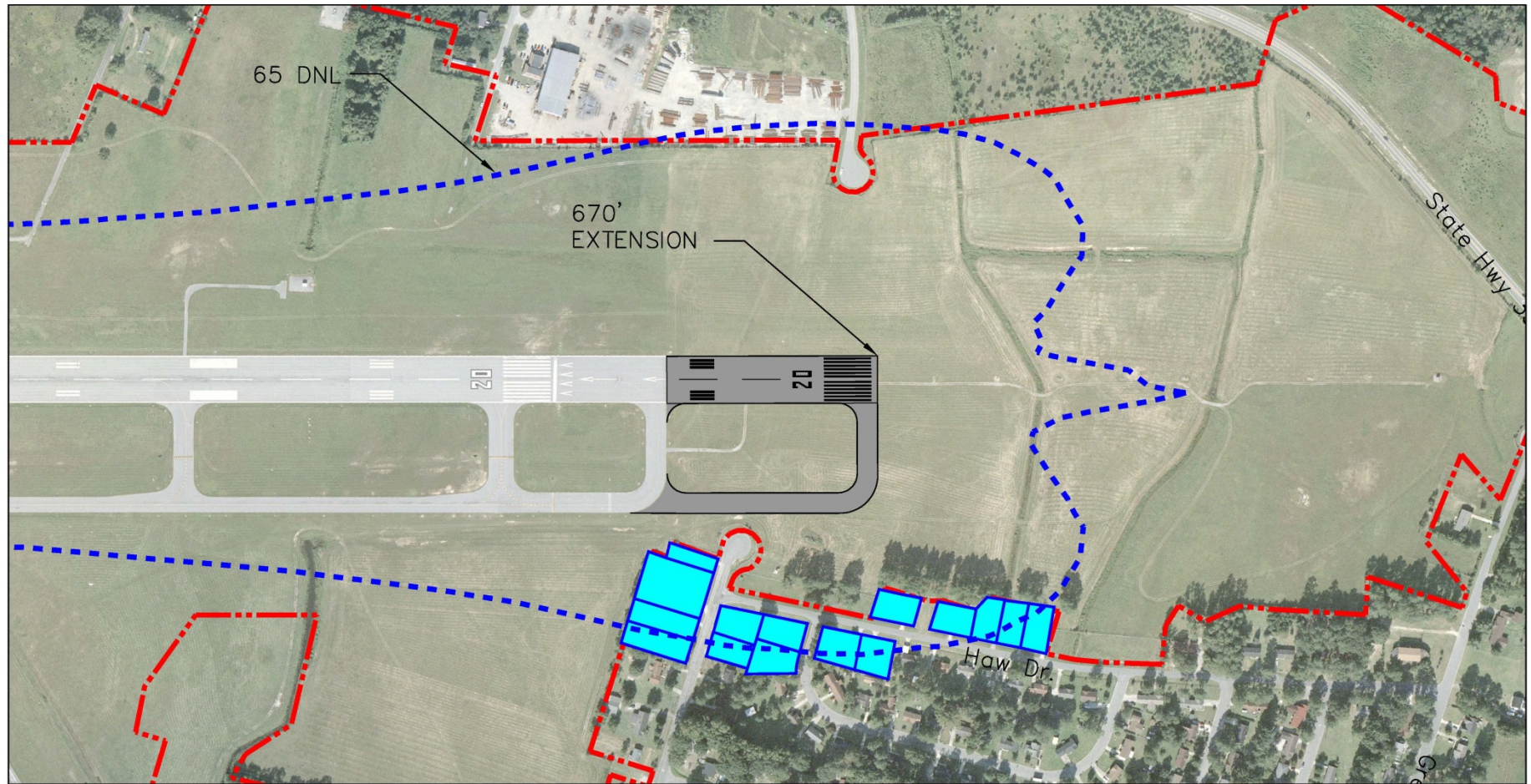
Runway 2-20
Extension/Safety Area
Improvements

Runway 2-20 Extension/Safety Area Improvements

- Prime purpose is to meet new FAA safety standards regarding safety areas for commercial jet aircraft
- FAA standard requires 1000' of “spill-over” area at end of runway
- Currently only have 600' at end of Runway 2
- Wetlands & Memorial Drive preclude extending the safety area at the end of Runway 2


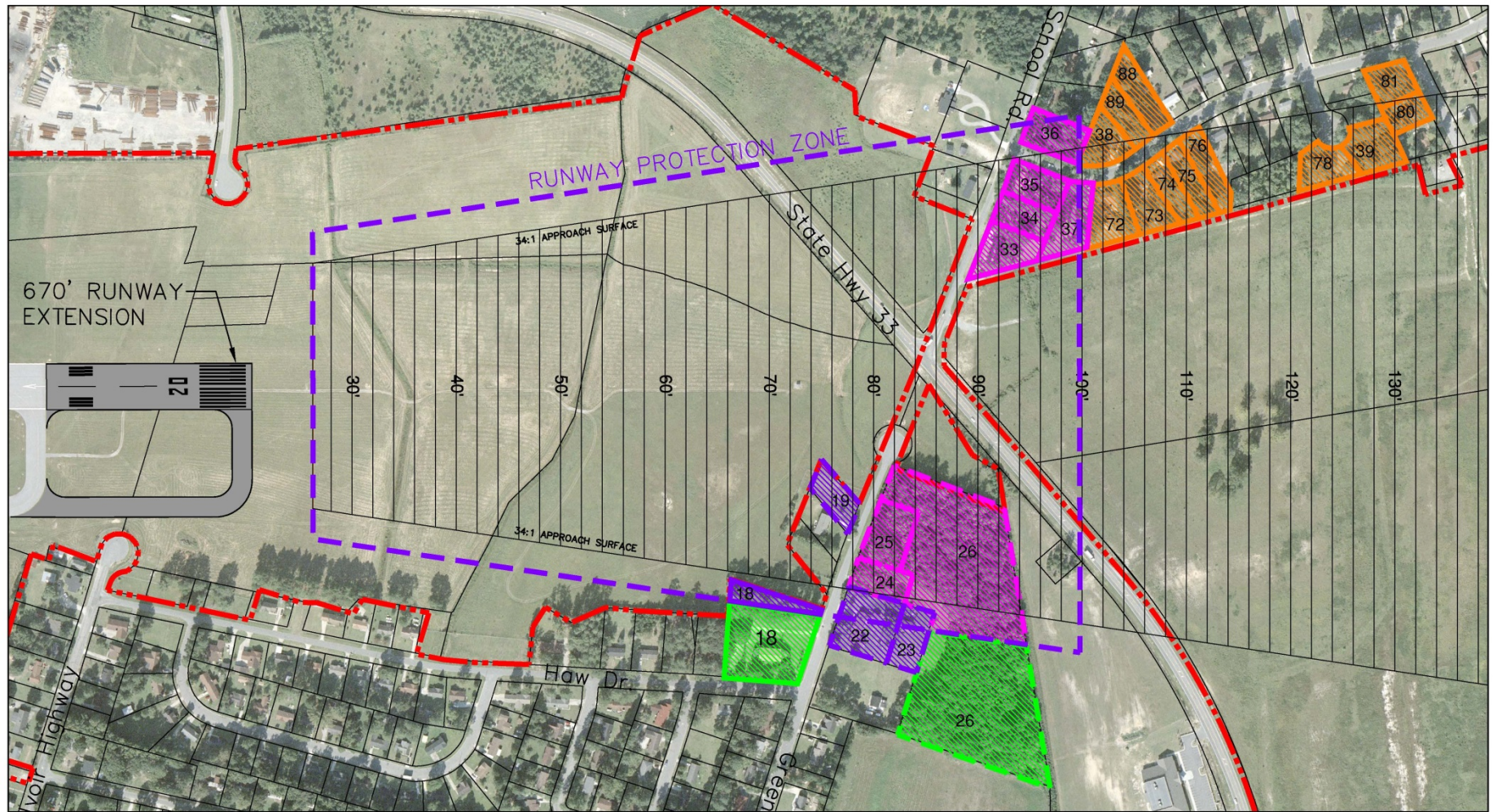


Noise Impact Area



Pitt-Greenville Airport
FY 2012 NOISE LAND
PRE-APPLICATION PROJECT
March 2012
TALBERT & BRIGHT, INC.

Runway Protection Zone Impacts



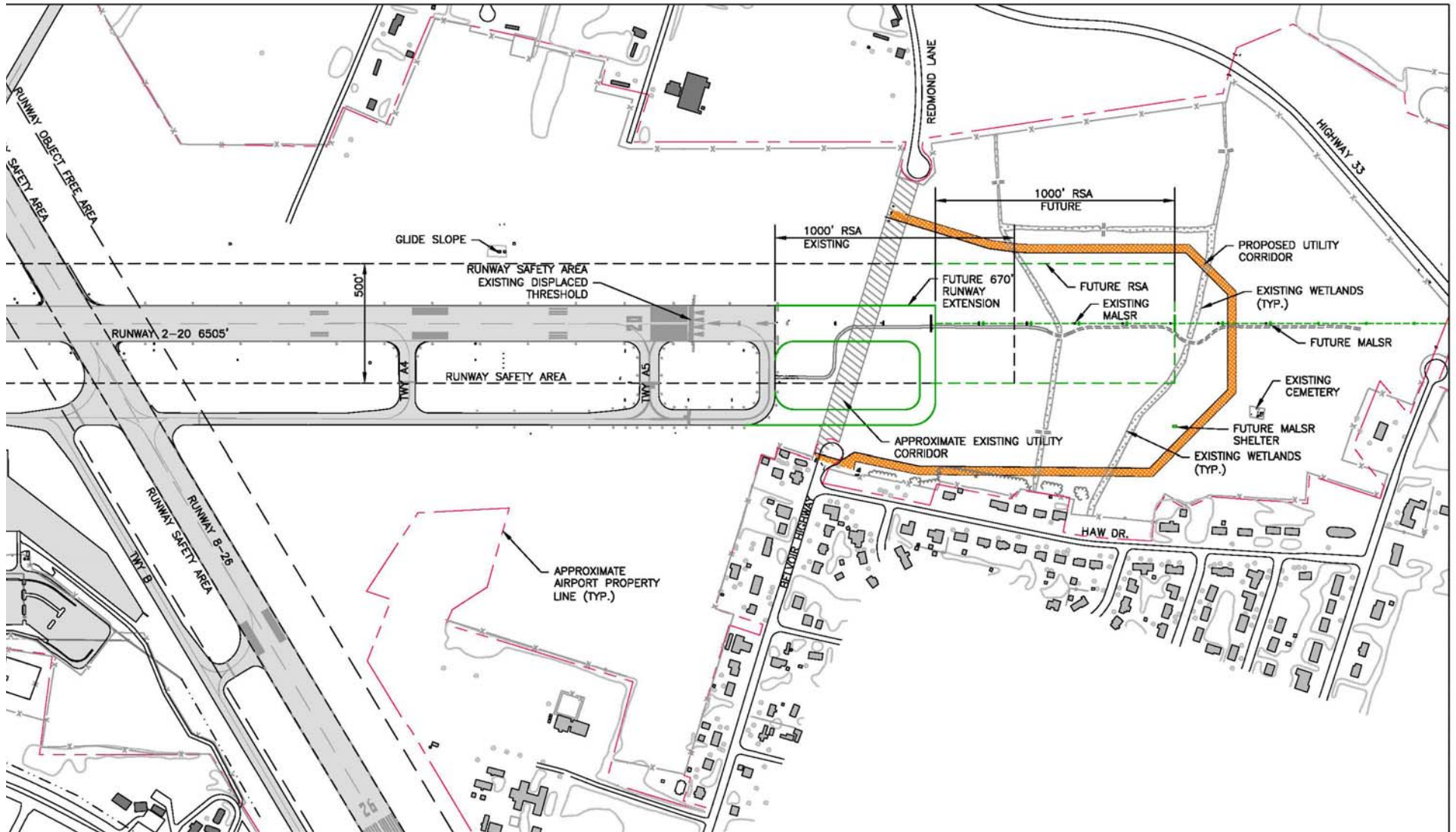
- AIRPORT PROPERTY LINE
 - 34:1 APPROACH SURFACE – AVIGATION EASEMENT ACQUISITION
 - RUNWAY PROTECTION ZONE – FEE SIMPLE ACQUISITION
 - 40:1 DEPARTURE SURFACE – AVIGATION EASEMENT ACQUISITION
 - 34:1 APPROACH SURFACE AND RUNWAY PROTECTION ZONE – FEE SIMPLE ACQUISITION
- (dashed parcel lines indicate Keitt properties)

Pitt-Greenville Airport

**LAND ACQUISITION
PHASE 1B: 34:1 APPROACH**

September 2012 TALBERT & BRIGHT, INC.

Utilities Relocation



PITT-GREENVILLE AIRPORT
GREENVILLE, NORTH CAROLINA



Runway 2-20 Extension/Safety Area Improvements

- \$10.2M project
- Phase 1A Voluntary property purchases in noise sensitive areas near conclusion
- Phase 1B RPZ property/easement purchases underway
- Utilities Relocation project under construction (along old HWY 33 roadbed)
- Runway extension construction in 2014

Airport Master Plan



PGV-Funded Capital Improvement Projects

Hangar Development




Hangar Development



Land Development Projects



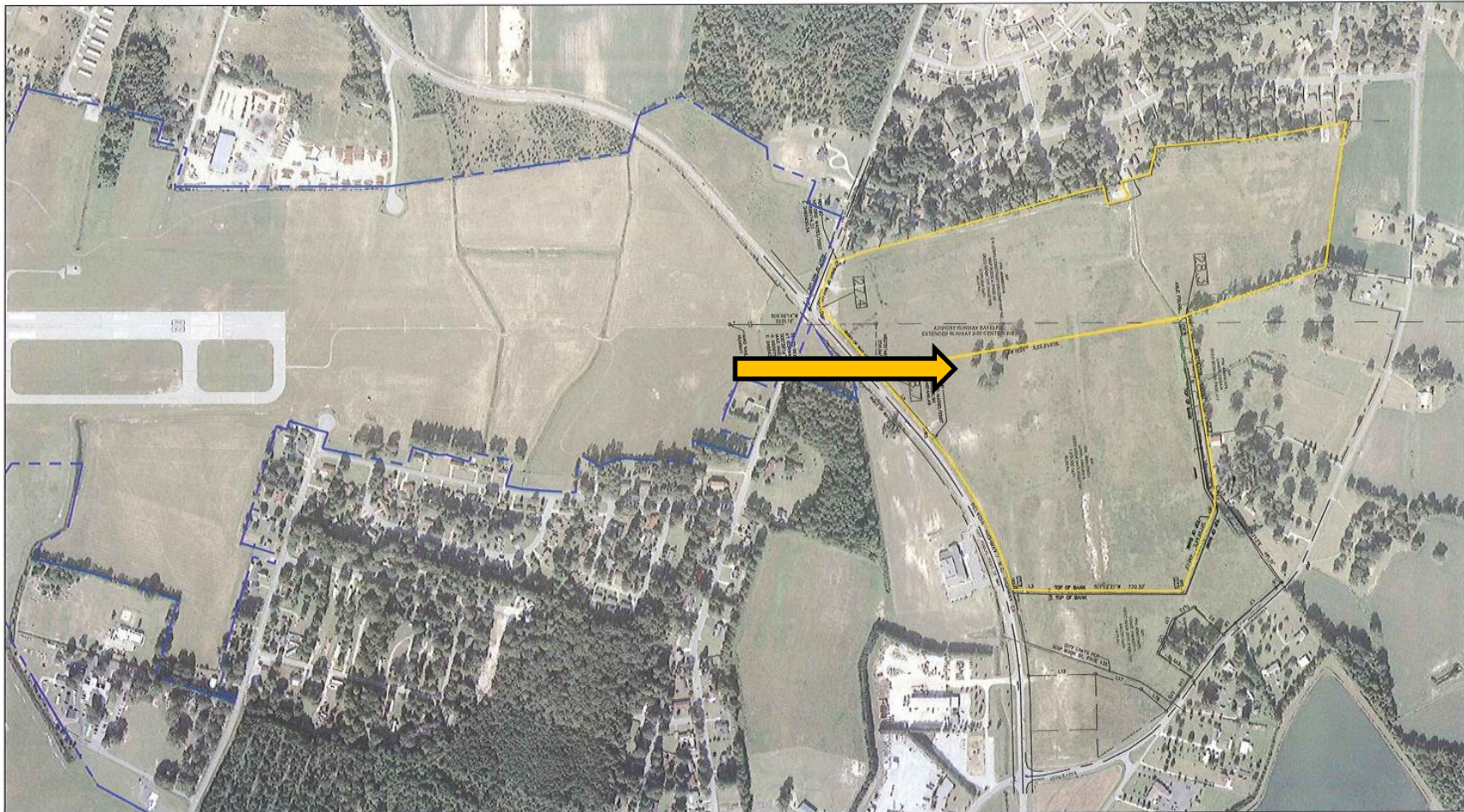
Base map taken from aerial photography flown in September, 2010 by Carolina Resource Mapping



- - - - -
 Airport Property Line
- - - - -
 Potential Development Areas

Pitt-Greenville Airport	
AIRPORT LOCATION	
June 2012	TALBERT & BRIGHT, INC.

Solar Panel Farm



SCALE IN FEET
1"=500

Pitt-Greenville Airport

LEWIS PARCELS LOCATIONS

November 2010

TALBERT & BRIGHT, INC.

Questions???

Fast. Easy. Convenient.

Fly Pitt-Greenville Airport



NEW JET SERVICE

www.usairways.com

Item 9: Establishment of fair market value for properties associated with the Lincoln Park Neighborhood Redevelopment

Overview

- Area-wide housing strategy
- Target areas -Lincoln Park & Higgs Town
- Establishment of Fair market value is the 1st step in the RFP Process.
- Advertise RFP – End of January
- Developers will bid on each lot
- Affordable, Single-Family Homes
- Homeownership, Lease-purchase, and Rental





Find yourself in good company

Appraised Value

Vanderbilt/ Hudson

19	6,200 SF	Interior	\$8,000.00
20	6,488SF	Interior	\$8,000.00
21	6,189 SF	Interior	\$8,000.00
22	7,349 SF	Corner	\$9,000.00
23	6,268 SF	Corner	\$8,500.00
24	6,014 SF	Interior	\$8,000.00

Bancroft Avenue Lots

1	8,960 SF	Corner	\$9,800.00
2	12,584 SF	Interior	\$11,000.00
3	10,271 SF	Interior	\$10,300.00
4	10,934 SF	Interior	\$10,300.00
5	10,145 SF	Interior	\$10,300.00

Fleming Street Lots

1	12,850 SF	Corner	\$11,500.00
2	8,551 SF	Interior	\$9,300.00
3	8,747 SF	Interior	\$9,300.00
4	8,947 SF	Interior	\$9,300.00
5	9,387 SF	Interior	\$9,300.00

Staff Recommendation

Staff recommends that the City Council set fair market value on all sixteen (16) lots, based on the appraisals.

Item 11: 2014 City Council Strategic Planning Session

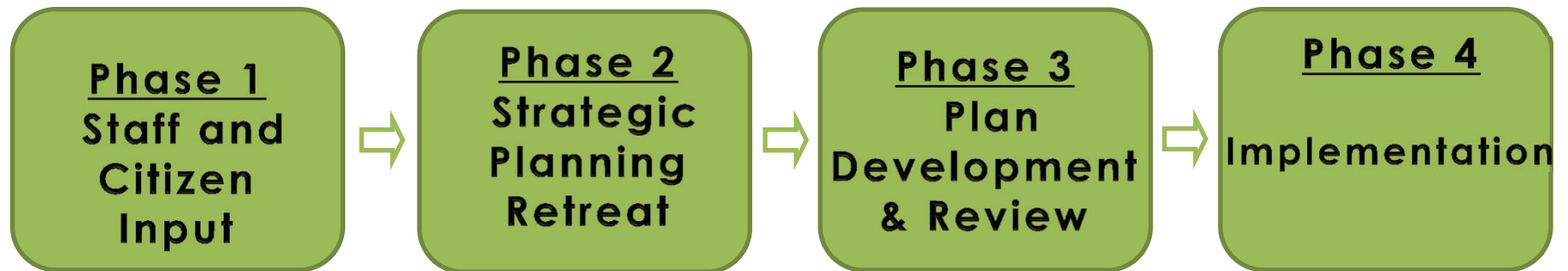


City of Greenville Strategic Planning

City Council Meeting
January 13, 2014



The Strategic Planning Process



Timeline

- **Citizen Survey** – preliminary results this week
- **Management Team retreat** – December 20, 2013
- **Telephone interviews** with Council – early January 2014
- **Introduction to Process** for strategic planning – January 13, 2014
- **City Council retreat** - January 24-25, 2014
- **Draft strategic plan** – February 2014
 - Staff identify resources required to implement the first year tactics associated with the goals
- **City Council review** draft plan, offer feedback and prioritize
- **City Council approval** in March 2014

The Strategic Plan



Council
Responsibility

Vision,
Mission

Goals

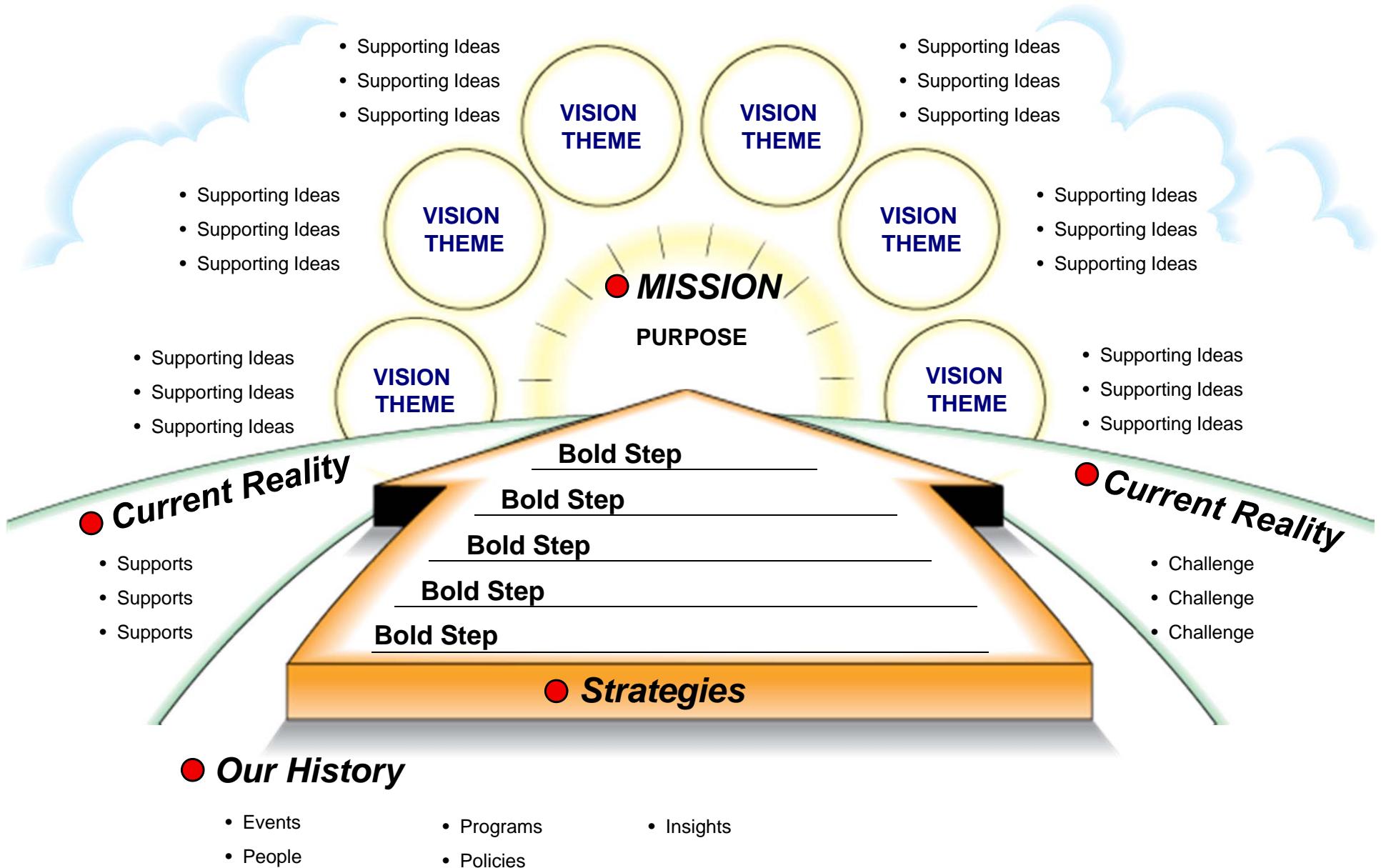
Performance
Measures

Staff
Responsibility

Action Agenda



Greenville Strategic Planning Framework



Goals

Current goal

ECONOMIC DEVELOPMENT

Strategic Goal: Promote economic development by decreasing unemployment rate, increasing median income, and attracting and retaining new and existing businesses.

We would like goals to be positive and end state oriented.

Goals

Current goal

ECONOMIC DEVELOPMENT

Strategic Goal: Promote economic development by decreasing unemployment rate, increasing median income, and attracting and retaining new and existing businesses.

Sample goals

- The City of Fayetteville will have a strong, diverse and viable local economy.
- Durham will maintain and grow a strong and diverse economy through a variety of businesses, industries, and employment.
- Build and maintain a healthy economy. (Albany, OR – ICMA sample)

Goals

Current goal

ECONOMIC DEVELOPMENT

Strategic Goal: Promote economic development **by decreasing unemployment rate, increasing median income**, and **attracting and retaining new and existing businesses**.

Measures:

- Unemployment
- Median Income

Strategy:

- Attracting and retaining new and existing businesses

Goals

Current goal

ECONOMIC DEVELOPMENT

Strategic Goal: Promote economic development **by decreasing unemployment rate, increasing median income, and attracting and retaining new and existing businesses.**

Possible revision to goal

Develop an economic climate that supports tax base growth and living wage jobs to foster fiscal sustainability for the delivery of city services.

Measures:

- Unemployment
- Median Income

Strategy:

- Attracting and retaining new and existing businesses

The Strategic Plan



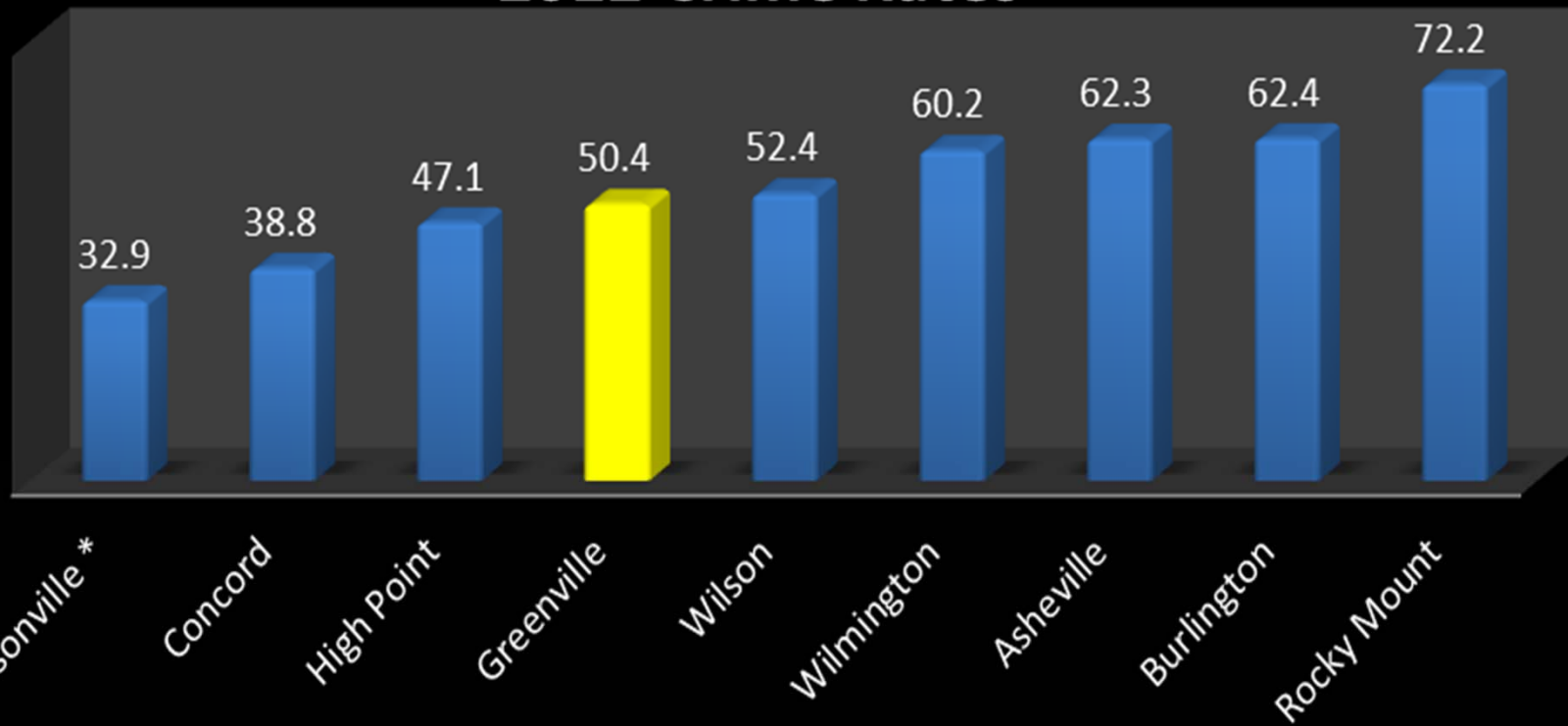
Item 12: Police Department Response to Recent Crime

2012 NC Uniform Crime Report:

Similar City and Eastern NC Comparisons

Data Available From The
State Bureau of Investigation:
<http://crimereporting.ncdoj.gov/>

North Carolina Similar City Comparison 2012 Crime Rates

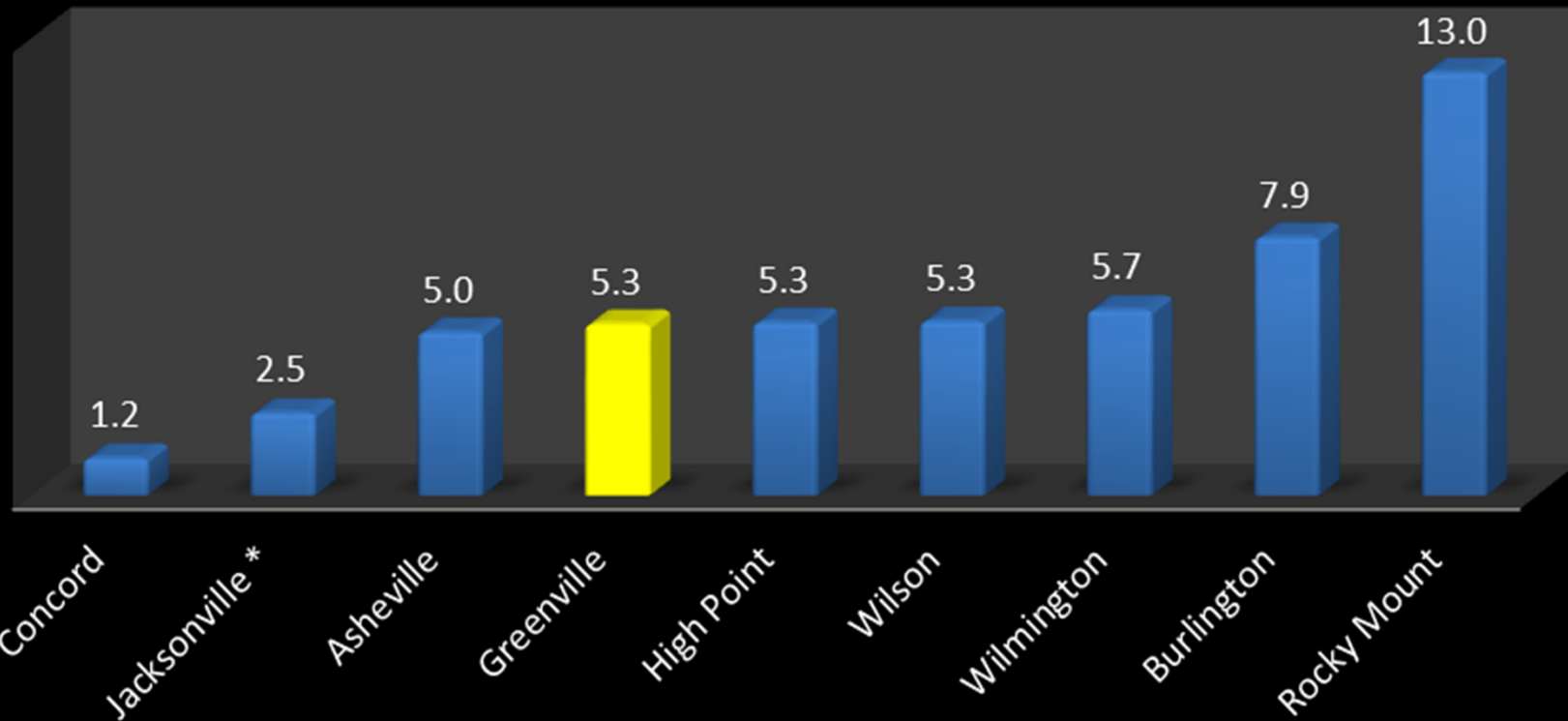


* - Jacksonville does not include statistics from the military base Camp Lejeune.

Calculations based on a UCR Part 1 crime rate per 1,000 population. These are cities in North Carolina of **similar size** and **population** using **all** Part 1 UCR Crimes

Find yourself in good company

North Carolina Similar City Comparison 2012 Violent Crime Rates

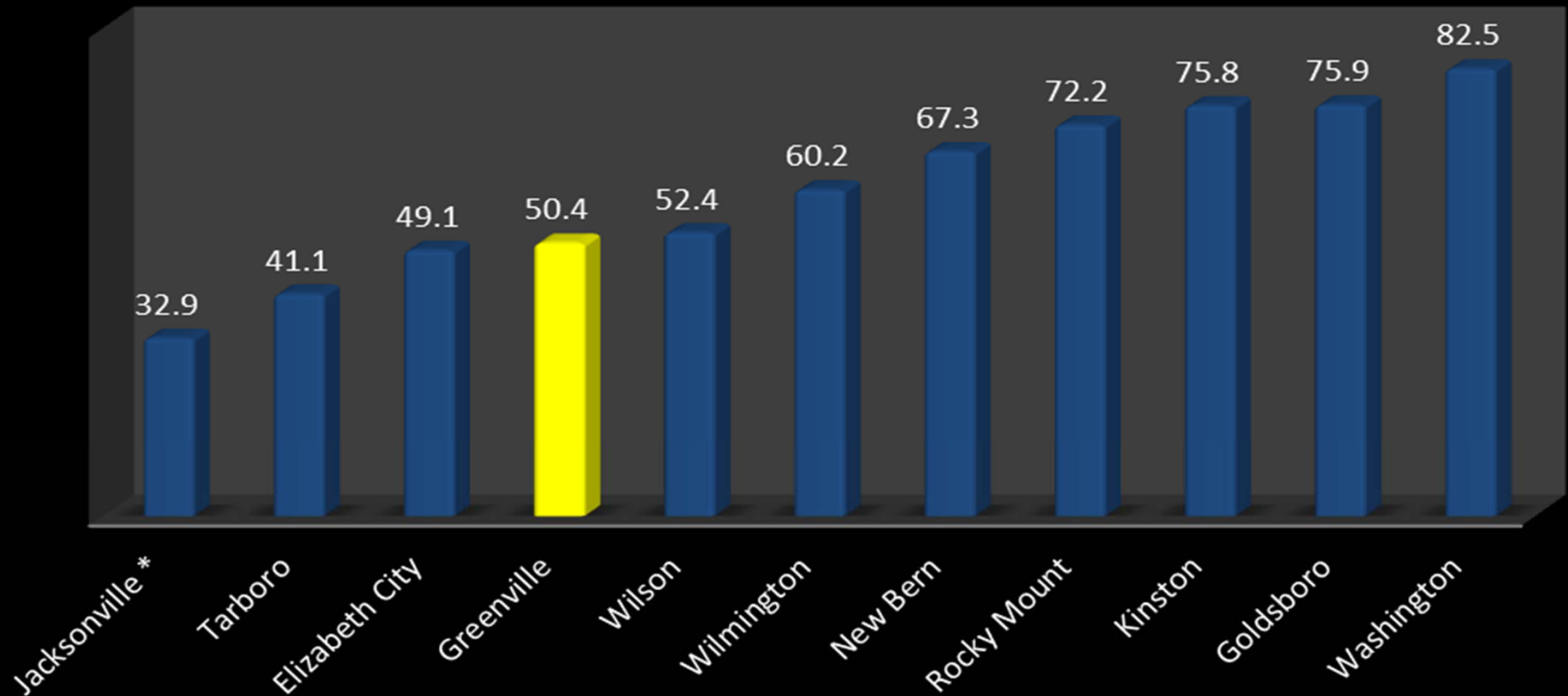


* - Jacksonville does not include statistics from the military base Camp Lejeune.

• Comparison of ***Violent Crimes only***.

Find yourself in good company

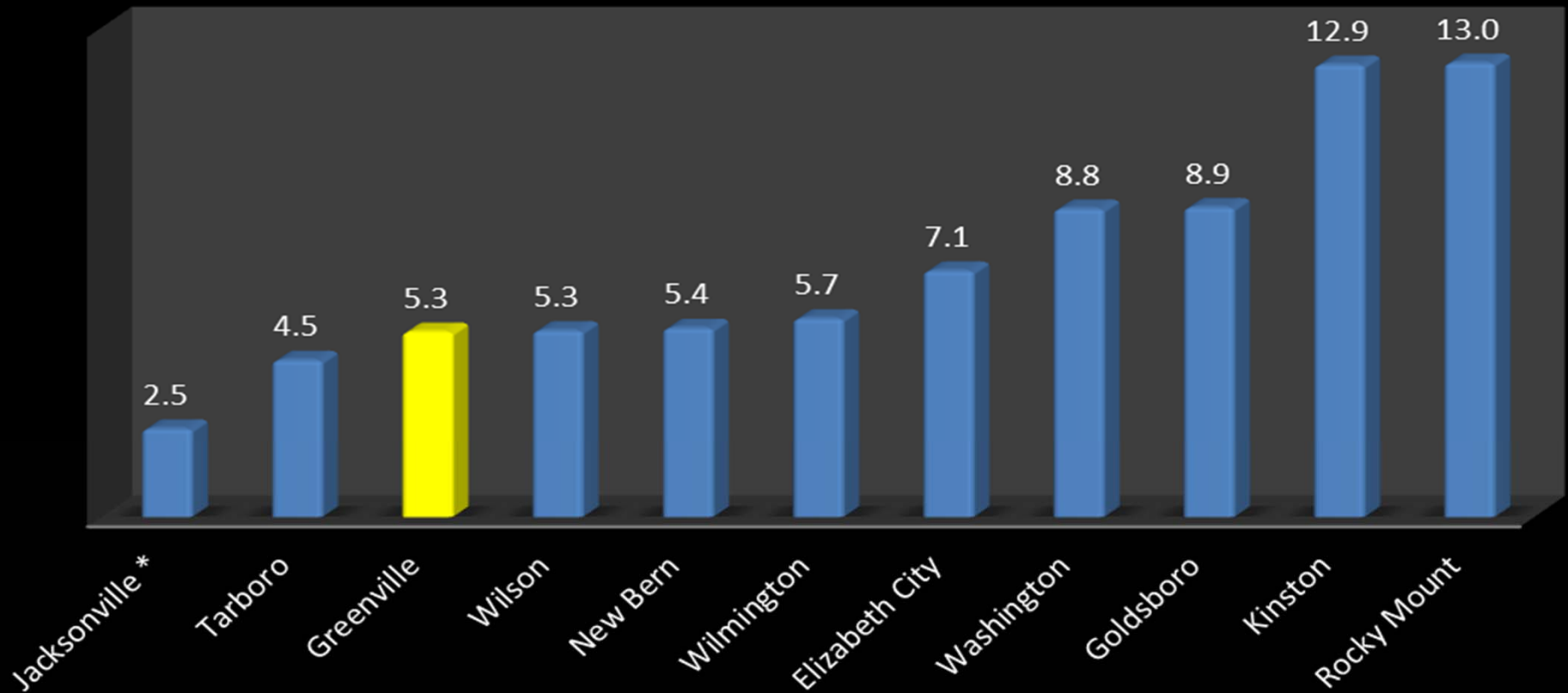
Eastern North Carolina Cities Part 1 Crime Rate Comparison for 2012



* - Jacksonville does not include statistics from the military base Camp Lejeune.

Find yourself in good company

Eastern North Carolina Cities Violent Crime Rate Comparison for 2012



* - Jacksonville does not include statistics from the military base Camp Lejeune.

Find yourself in good company