

PUBLIC TRANSPORTATION & PARKING COMMISSION

October 19, 2016

(9:15 a.m.)

Public Works Department

Conference Room

I. Call to Order/Welcome	Charles Moore
II. Roll Call/Establish Quorum	Charles Moore
III. Additions/Deletions to the Agenda	Charles Moore
IV. Approval of September 21, 2016 Minutes (Attachment A)	Charles Moore
V. Public Comments	Charles Moore
VI. New Business	Charles Moore
VII. GTAC Update	Lamont Jackson
VIII. Old Business	Charles Moore
IX. Other - FYI	
1. GREAT Monthly Report (Attachment B)	Lamont Jackson
2. Upcoming Projects and Meetings Information	Lamont Jackson
3. Change of Venue for November meeting	Lamont Jackson
IX. Proposed Agenda Items for November 16, 2016	Charles Moore
X. Adjourn Meeting	Charles Moore

ATTACHMENT A

Minutes

October 19, 2016

motion to accept the proposal as presented. The motion was seconded by Mr. Farkas and passed unanimously.

VII. OLD BUSINESS

1. GTAC Update

Mr. Mulligan gave a brief update on GTAC. He stated the bids are in, and the project is expected to be awarded on October 10, 2016. Ground breaking is planned for October 12, 2016. The estimated move-in date is November 2017.

VIII. OTHER – FYI

1. GREAT Monthly Report

Mr. Jackson presented the GREAT monthly report for review. He explained that ridership is currently down. However, Transit is continuing to remain under budget.

2. Upcoming Projects & Meetings Information

Mr. Jackson stated there were no upcoming projects and meetings to announce.

IX. PROPOSED AGENDA ITEMS FOR OCTOBER 19, 2016

There were no proposed agenda items given.

X. ADJOURN MEETING

With there being no further business to conduct, Mr. Farkas made a motion to adjourn the meeting. Ms. Faison seconded the motion. The motion passed unanimously and the meeting adjourned. The next meeting is scheduled for October 19, 2016 at 9:15 a.m. in the Public Works Conference Room.

Respectfully submitted,

Rachel Manning, Secretary
Public Transportation & Parking Commission

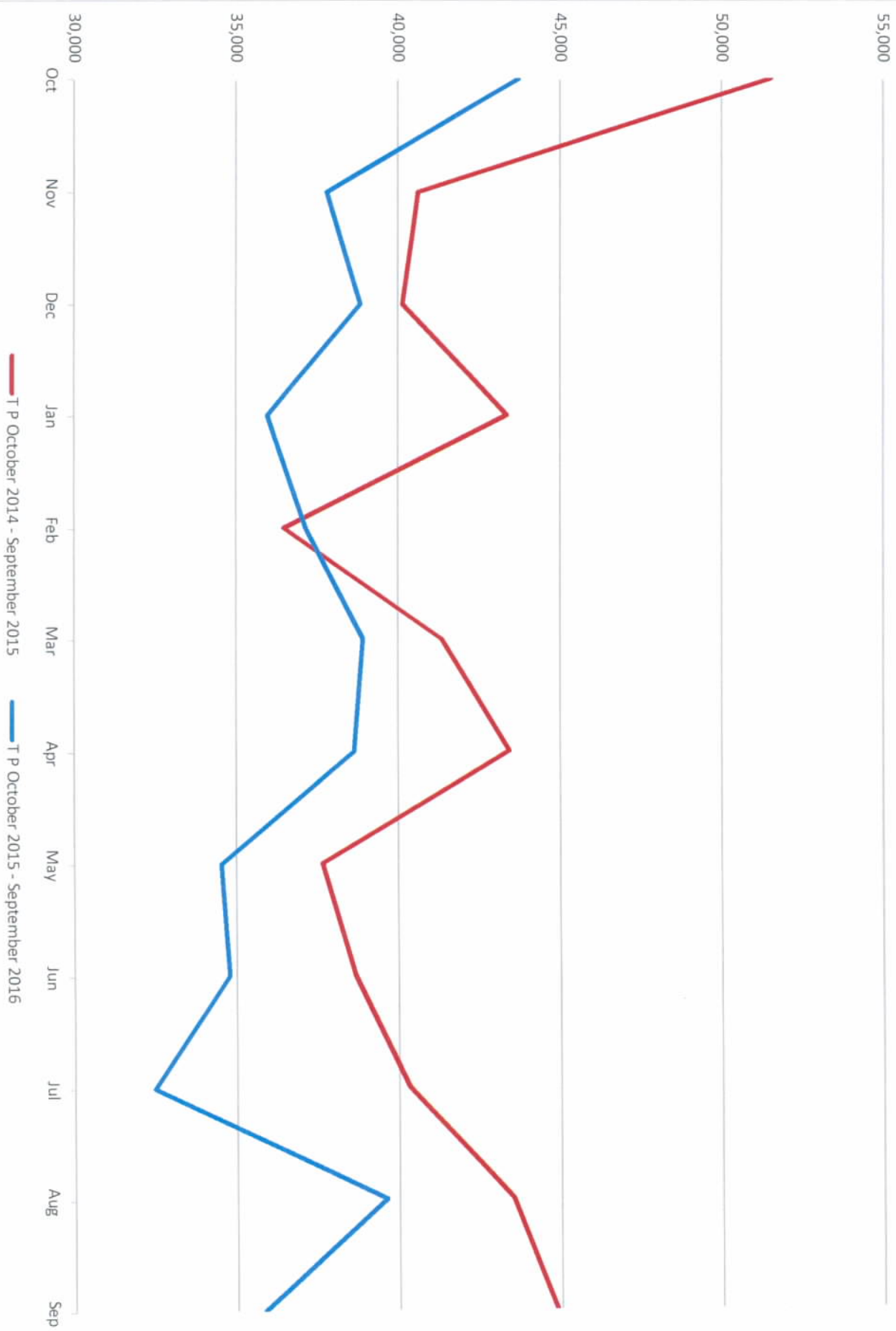
ATTACHMENT B
GREAT MONTHLY REPORT
October 2016

GREENVILLE AREA TRANSIT

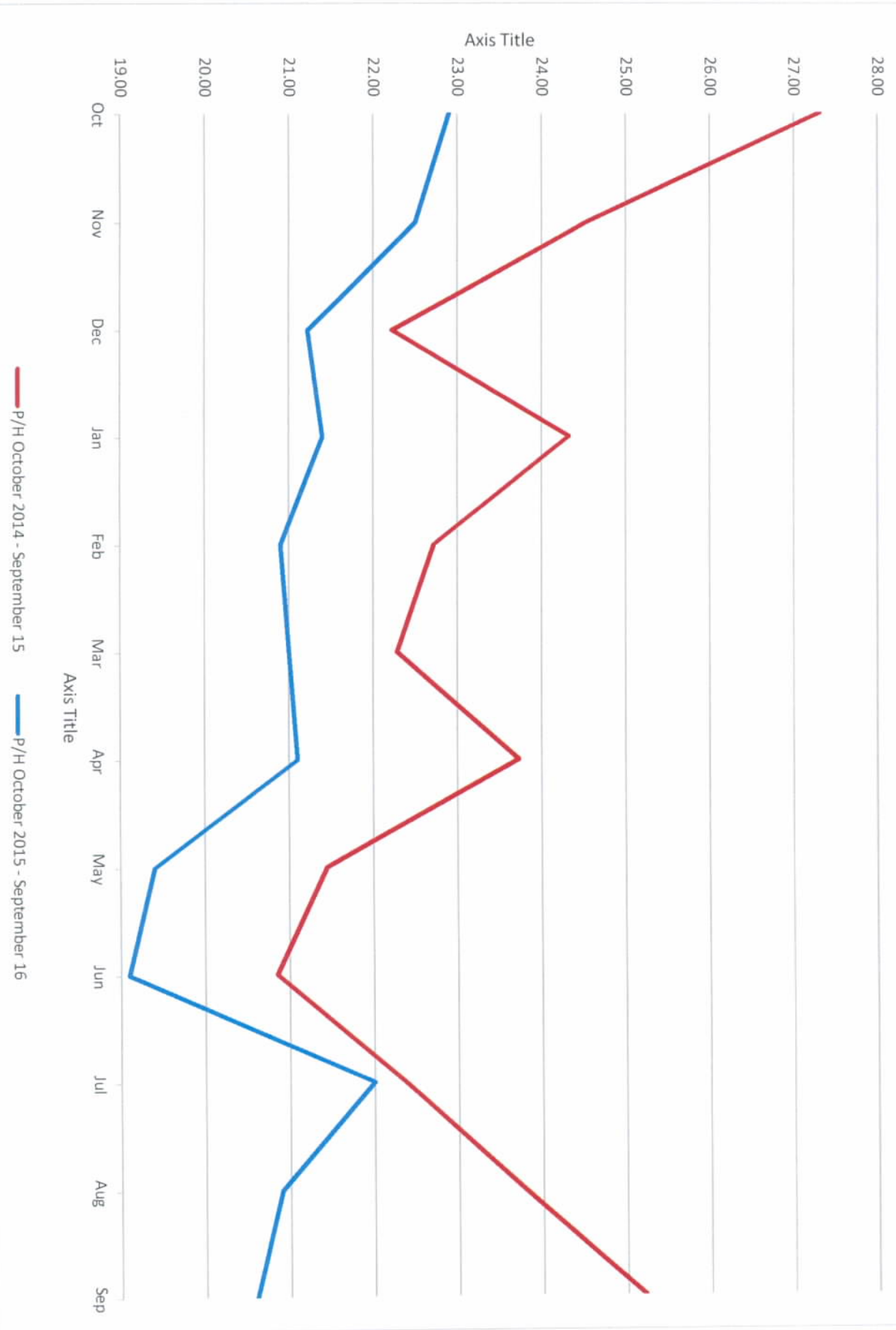
Data Report September 2016

	September 2016	September 2015	YTD FY 2017	YTD FY 2016		
PASSENGERS						
GREAT Trips	35,881	44,839	107,942	128,656		
Paratransit Trips	980	1,162	2,790	3,189		
Subtotal	36,861	46,001	110,732	131,845		
Tour Bus Trips	0	0	0	0		
Total	36,861	46,001	110,732	131,845		
PATS/GREAT Connector	0	278	1,810	278		
Days of Service	25	25	77	76		
Passengers Per Day	1,474	1,840	4,309	5,205		
Hours of Service	1,746	1,779	5,360	5,412		
Passengers Per Hour	21.1	25.9	61.9	73.1		
Miles of Service	25,025	24,148	76,846	73,462		
Passengers Per Mile	1.5	1.9	4.3	5.4		
FIXED ROUTE SERVICE ONLY	Month FY 17 Actual	Month FY 17 Budget	YTD FY 17 Actual	YTD FY 17 Budget	YTD \$ Variance	YTD % Actual vs Budget
TOTAL EXPENSES	\$ 61,402.00	\$ 210,834.33	\$ 61,402.00	\$ 210,834.33	\$ (149,432.33)	0.02426945 8.3%
TOTAL REVENUE	\$ 18,749.00	\$ 31,667.83	\$ 18,749.00	\$ 31,667.83	\$ (12,918.83)	0.007410637 8.3%
NET COST	\$ 42,653.00	\$ 179,166.50	\$ 42,653.00	\$ 179,166.50	\$ (136,513.50)	2.0% 8.3%
Net Cost Per Passenger	1.188734985	4.24	0.40	4.24	(3.84)	
Net Cost Per Hour	24.43	92.35	7.96	92.35	(84.39)	
Net Cost Per Mille	1.70	6.64	0.56	6.64	(6.09)	

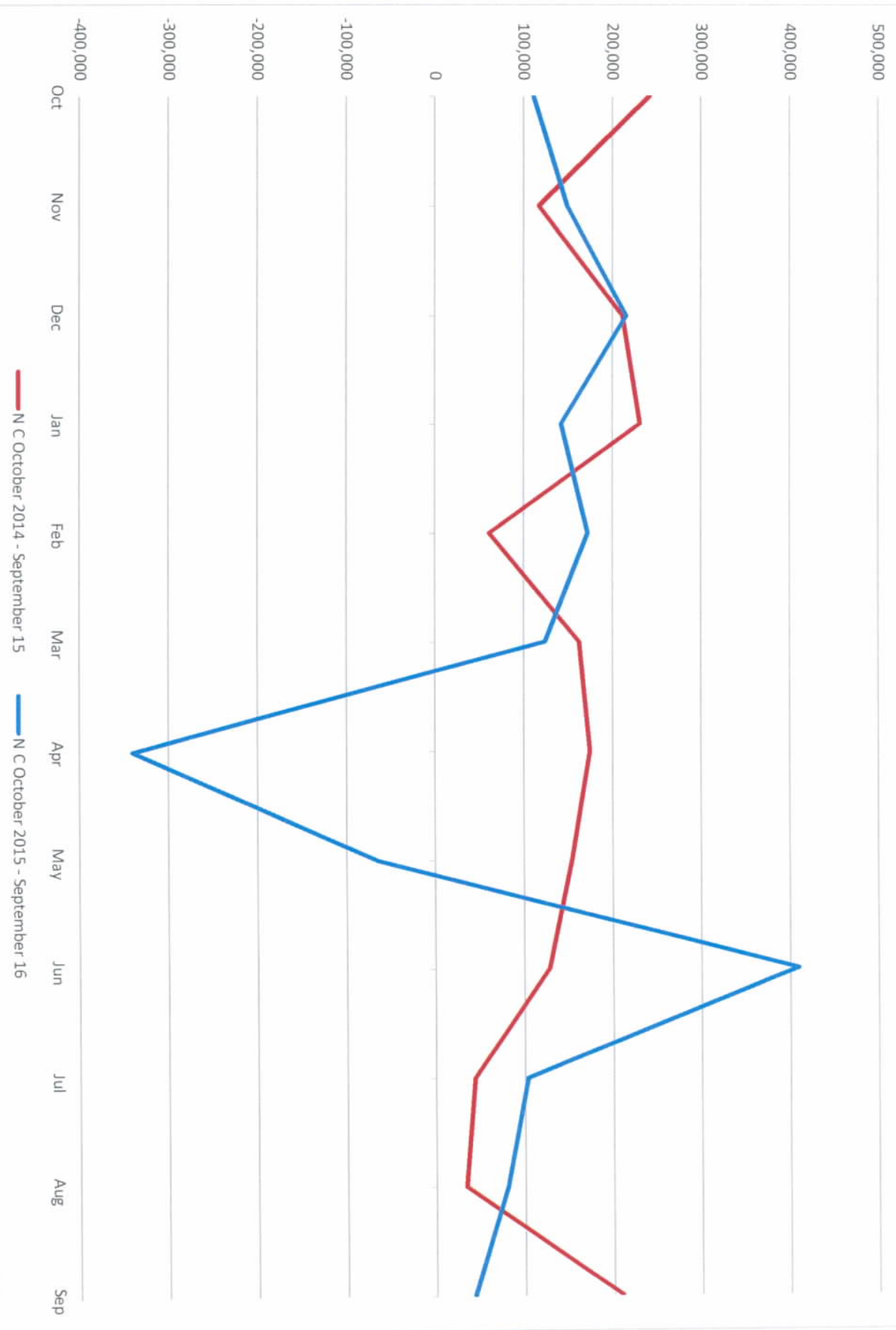
Total Passengers



Passengers Per Hour



Net Cost



GREAT
SUGGESTIONS, COMMENDATIONS, COMPLAINTS
Sep-16

CODE QUANTITY

SUGGESTIONS:

Route	S1	1	
Schedule	S2	0	UPDATE ALL
Bus Stop	S3	0	
Shelter	S4	0	
		1	

COMMENDATIONS:

Driver	P1	0
Other	P2	0
		0

COMPLAINTS:

Route	C1	2
Schedule	C2	0
Bus Stop	C3	1
Shelter	C4	0
Driver	C5	1
Other	C6	0
		4