



Agenda

Greenville City Council

May 8, 2017
6:00 PM
City Council Chambers
200 West Fifth Street

Assistive listening devices are available upon request for meetings held in the Council Chambers. If an interpreter is needed for deaf or hearing impaired citizens, please call 252-329-4422 (voice) or 252-329-4060 (TDD) no later than two business days prior to the meeting.

I. Call Meeting To Order

II. Invocation - Council Member Connelly

III. Pledge of Allegiance

IV. Roll Call

V. Approval of Agenda

- **Public Comment Period**

The Public Comment Period is a period reserved for comments by the public. Items that were or are scheduled to be the subject of public hearings conducted at the same meeting or another meeting during the same week shall not be discussed. A total of 30 minutes is allocated with each individual being allowed no more than 3 minutes. Individuals who registered with the City Clerk to speak will speak in the order registered until the allocated 30 minutes expires. If time remains after all persons who registered have spoken, individuals who did not register will have an opportunity to speak until the allocated 30 minutes expires.

VI. Special Recognitions

- Proclamation of Public Service Recognition Week

VII. Consent Agenda

1. Ordinance enacting and adopting Supplement #2017-S9 to the City of Greenville Code of Ordinances
2. Resolution accepting dedication of rights-of-way and easements for Parkside Bluffs Section 2, Phase 1 and Teakwood Green Subdivision Phase II

3. Acceptance of Urgent Repair Program grant from the North Carolina Housing Finance Agency
4. Resolution supporting an application by Ford and Shep, Social House and Bar for a Building Reuse Grant through the North Carolina Department of Commerce, Rural Economic Development Division
5. Resolution declaring a Police vehicle as surplus and authorizing its disposition to the East Carolina University Police Department
6. Report on Bids and Contracts Awarded
7. Various tax refunds greater than \$100

VIII. New Business

8. Amendment to Performance Assurance Provision in the Agreement with Sidewalk Greenville, LLC
9. Resolution Expressing City Council's Intent to Support Bike Lanes and Sidewalks for Future Transportation Projects
10. Presentation of the City's proposed Fiscal Year 2017-2018 operating budget
11. Ordinance to Amend the Greenville City Code Related to Time for Filing Applications with Regard to Street Closures (10-2-256 (D)), Parade Permits (11-2-4 (A)), and Amplified Sound (12-5-8 (B))
12. Report on Dormitory-Style Student Housing

IX. Review of May 11, 2017 City Council Agenda

X. City Manager's Report

XI. Comments from Mayor and City Council

XII. Adjournment



City of Greenville, North Carolina

Meeting Date: 5/8/2017
Time: 6:00 PM

Title of Item: Ordinance enacting and adopting Supplement #2017-S9 to the City of Greenville Code of Ordinances

Explanation: **Abstract:** The City Council will consider adopting and enacting a supplement to the Code of Ordinances which incorporates all ordinances of a general and permanent nature adopted after March 31, 2016 and on or before December 31, 2016.

Explanation: In accordance with a Codification Agreement (Contract No. 1757) dated November 14, 2008 between the City of Greenville and the North Carolina League of Municipalities, along with its code contractor, American Legal Publishing Corporation, the Code of Ordinances was fully revised and updated to include all ordinances adopted through October 8, 2009. Subsequent to this initial revision and update, American Legal Publishing Corporation maintains the City Code by producing periodic supplements to the printed version and hosting/updating an online version of the City Code. Supplement #2017-S9 incorporates all ordinances of a general and permanent nature enacted after March 31, 2016, and on or before December 31, 2016.

Fiscal Note: The total cost for production of Supplement 2017-S9 is estimated at \$2,500.

Recommendation: Adopt the attached ordinance enacting and adopting Supplement #2017-S9 to the City of Greenville's Code of Ordinances.

Viewing Attachments Requires Adobe Acrobat. [Click here](#) to download.

Attachments / click to download

[Ordinance adopting Supplement 2017 S9 to the Code of Ordinances 1050704](#)

ORDINANCE NO. 17-_____

AN ORDINANCE ENACTING AND ADOPTING SUPPLEMENT NUMBER 2017-S9 TO
THE CODE OF ORDINANCES OF THE CITY OF GREENVILLE, NORTH CAROLINA

WHEREAS, American Legal Publishing Corporation of Cincinnati, Ohio, has completed Supplement Number 2017-S9 to the Code of Ordinances of the City of Greenville, North Carolina, which supplement contains all ordinances of a general and permanent nature enacted after March 31, 2017, and on or before December 31, 2017; and

WHEREAS, North Carolina General Statute 160A-77 empowers and authorizes the City of Greenville to adopt and issue a code of its ordinances in book form and to adopt supplements.

NOW, THEREFORE, BE IT ORDAINED BY THE CITY COUNCIL OF THE CITY OF GREENVILLE:

Section 1. That Supplement Number 2017-S9 to the Code of Ordinances of the City of Greenville, North Carolina, as submitted by American Legal Publishing Corporation of Cincinnati, Ohio, be and the same is hereby adopted by reference as if set out in its entirety.

Section 2. Such supplement shall be deemed published as of the day of its adoption and approval by the City Council of the City of Greenville, and the City Clerk of the City of Greenville, North Carolina, is hereby authorized and ordered to insert such supplement in the copy of the Code of Ordinances kept on file in the Office of the City Clerk.

Section 3. This ordinance shall become effective upon its adoption.

This the 8th day of May, 2017.

Allen M. Thomas, Mayor

ATTEST:

Carol L. Barwick, City Clerk



City of Greenville, North Carolina

Meeting Date: 5/8/2017
Time: 6:00 PM

Title of Item: Resolution accepting dedication of rights-of-way and easements for Parkside Bluffs Section 2, Phase 1 and Teakwood Green Subdivision Phase II

Explanation: **Abstract:** This item proposes a resolution to accept dedication of rights-of-way and easements for Parkside Bluffs Section 2, Phase 1 and Teakwood Green Subdivision Phase II.

Explanation: In accordance with the City's Subdivision regulations, rights-of-way and easements have been dedicated for Parkside Bluffs Section 2, Phase 1 (Map Book 80 at Page 130) and Teakwood Green Subdivision Phase II (Map Book 80 at Page 121). A resolution accepting the dedication of the aforementioned rights-of-way and easements is attached for City Council consideration. The final plat showing the rights-of-way and easements are also attached.

Fiscal Note: Funds for the maintenance of these rights-of-way and easements are included within the fiscal year 2016-2017 budget.

Recommendation: Adopt the attached resolution accepting dedication of rights-of-way and easements for Parkside Bluffs Section 2, Phase 1 and Teakwood Green Subdivision Phase II.

Viewing Attachments Requires Adobe Acrobat. [Click here](#) to download.

Attachments / click to download

- [Parkside Bluffs Map](#)
- [Teakwood Green Map](#)
- [May 2017 Right of Way Resolution 1050653](#)

RESOLUTION NO.
A RESOLUTION ACCEPTING DEDICATION TO THE PUBLIC OF
RIGHTS-OF-WAY AND EASEMENTS ON SUBDIVISION PLATS

WHEREAS, G.S. 160A-374 authorizes any City Council to accept by resolution any dedication made to the public of land or facilities for streets, parks, public utility lines, or other public purposes, when the lands or facilities are located within its subdivision-regulation jurisdiction; and

WHEREAS, the Subdivision Review Board of the City of Greenville has acted to approve the final plats named in this resolution, or the plats or maps that predate the Subdivision Review Process; and

WHEREAS, the final plats named in this resolution contain dedication to the public of lands or facilities for streets, parks, public utility lines, or other public purposes; and

WHEREAS, the Greenville City Council finds that it is in the best interest of the public health, safety, and general welfare of the citizens of the City of Greenville to accept the offered dedication on the plats named in this resolution.

NOW, THEREFORE, BE IT RESOLVED by the City Council of the City of Greenville, North Carolina:

Section 1. The City of Greenville accepts the dedication made to the public of lands or facilities for streets, parks, public utility lines, or other public purposes offered by, shown on, or implied in the following approved subdivision plats:

Parkside Bluffs Section 2, Phase I	Map Book 80	Page 130
Teakwood Green Subdivision Phase II	Map Book 80	Page 121

Section 2. Acceptance of dedication of lands or facilities shall not place on the City any duty to open, operate, repair, or maintain any street, utility line, or other land or facility except as provided by the ordinances, regulations or specific acts of the City, or as provided by the laws of the State of North Carolina.

Section 3. Acceptance of the dedications named in this resolution shall be effective upon adoption of this resolution.

Adopted the 8th day of May, 2017.

Allen M. Thomas, Mayor

ATTEST:

Carol L. Barwick, City Clerk

NORTH CAROLINA
PITT COUNTY

I, Polly Jones, Notary Public for said County and State, certify that Carol L. Barwick personally came before me this day and acknowledged that she is the City Clerk of the City of Greenville, a municipality, and that by authority duly given and as the act of the municipality, the foregoing instrument was signed in its name by its Mayor, sealed with the corporate seal, and attested by herself as its City Clerk.

WITNESS my hand and official seal this the 8th day of May, 2017.

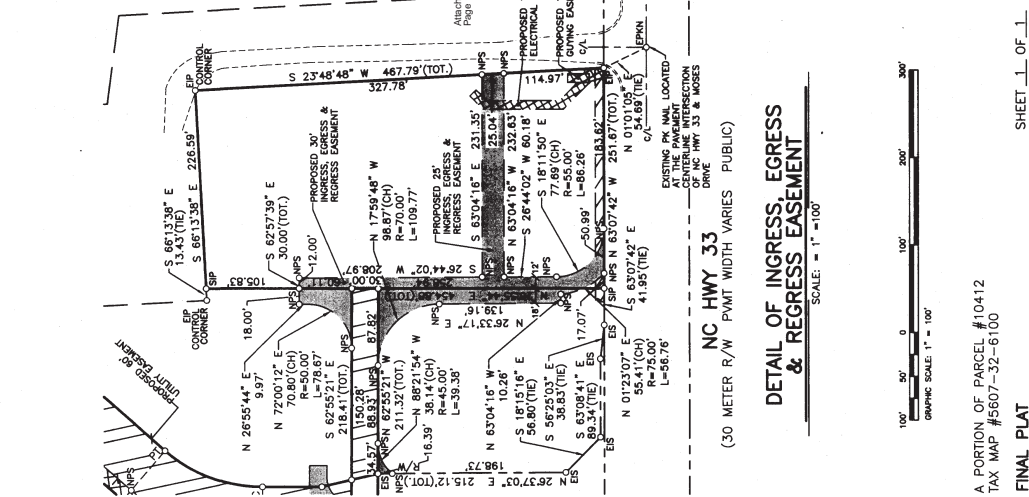
Notary Public

Attachment number 1
Page 2 of 2

My Commission Expires:

SITE DATA

TOTAL AREA	4.085 ACRES
NUMBER OF LOTS CREATED	0 S.F.
NUMBER OF LOTS ABANDONED	0 S.F.
AREA IN PARKS, RECREATION AREAS, CEMETERIES AND THE LIKE	0 S.F.



FINAL PLAT
 A PORTION OF PARCEL #10412
 TAX MAP #5607-32-6100
 SECTION 2, PHASE 1
 REFERENCE BEING A PORTION OF THE PROPERTY DESCRIBED IN DEED BOOK 2043, PAGE 165 OF THE PITT COUNTY REGISTER OF DEEDS
CITY OF GREENVILLE, GRIMESLAND TWP, PITT COUNTY, NC
 OWNER: V-SLEW, LLC
 ADDRESS: 1528 EVANS STREET ANNEX 2
 GREENVILLE, N.C. 27834
 PHONE: (252) 355-6622

APPROVED: MMB	DATE: 07/27/2016
APPROVED: BW	DATE: JGJ/NRW
DRAWN: JGJ/NRW	CHECKED: MMB
SCALE: 1" = 100'	



LEGEND

- EP = EXISTING IRON PIPE
- R/W = RIGHT-OF-WAY
- EP = EXISTING EGRESS STAKE
- B/B = BACK OF CURB TO BACK OF CURB
- EP/K = EXISTING PARKER KALON NAIL
- C/L = CENTERLINE
- TOT. = TOTAL

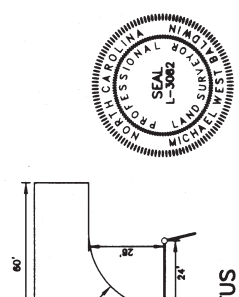
CURVE TABLE

CURVE	RADIUS	CHORD BEARING	LENGTH
C1	170.00'	S 45°40'15" W	130.70'
C2	230.00'	S 47°22'00" W	184.54'

VICINITY MAP

GENERAL NOTES

- ALL AREAS CALCULATED BY COORDINATE GEOMETRY.
- THIS MAP IS A SURVEY THAT CREATES A SUBDIVISION OF LAND WITHIN A COUNTY OR MUNICIPALITY THAT HAS AN ORDINANCE THAT REGULATES PARCELS OF LAND.
- THIS MAP IS NOT LOCATED IN A SPECIAL FLOOD HAZARDOUS AREA AS DETERMINED BY THE FEDERAL EMERGENCY MANAGEMENT AGENCY. REFERENCE TO THE DESIGNATION NOTED OVER WATER, SANITARY SEWER, GAS OR ELECTRICAL LINES IS FOR THE PURPOSE OF ESTABLISHING THE WIDTH OF SAID EASEMENT. THE EASEMENTS ARE NOT EXCLUSIVE AND WILL PERMIT THE INSTALLATION OF WIDERS, SANITARY SEWER GAS AND ELECTRIC LINES WITHIN THOSE DESIGNATED WIDTHS.
- NO BUILDINGS, STRUCTURES, OR OTHER IMPROVEMENTS, MATERIALS AND SURFACES, INCLUDING BUT NOT LIMITED TO PRINCIPAL AND ACCESSORY STRUCTURES AND ADDITIONS OR APPURTENANCES THERE TO, SIGNAGE, FENCES, MONUMENTS, LANDSCAPE PLANTINGS, FILES, MATERIALS, DEBRIS, SOLID WASTE COLLECTION CONTAINERS, MAIL RECEPTACLES AND IMPERVIOUS SURFACES, SHALL ENOUGH WITHIN ANY DEDICATED EASEMENT WITHOUT PRIOR WRITTEN APPROVAL OF THE PITTS COUNTY REGISTER OF DEEDS.
- IRON PIPES SET AT ALL CORNERS UNLESS OTHERWISE NOTED.



FIRE APPARATUS TURN-AROUND EASEMENT
 SCALE: - N.T.S.

COURSE	BEARING	DISTANCE
L1	N 82°55'21" W	82.89'
L2	N 27°04'30" E	30.00'
L3	N 82°49'28" W	55.15'
L4	N 17°11'32" E	30.00'
L5	S 82°49'28" E	35.30'
L6	N 27°17'18" E	9.83'
L7	N 37°17'18" E	15.00'
L8	S 82°42'44" E	19.83'
L9	S 82°49'08" E	15.03'
L10	N 13°37'59" E	30.85'
L11	N 82°42'44" W	34.74'

CERTIFICATION

I, MICHAEL W. BALDWIN, CERTIFY THAT I AM A REGISTERED PROFESSIONAL SURVEYOR IN THE STATE OF NORTH CAROLINA AND THAT I AM THE SURVEYOR OF RECORD FOR THIS SURVEY. I HAVE CONDUCTED A VISUAL INSPECTION OF THE BOUNDARIES AND CONDITIONS OF THE LAND DESCRIBED IN THIS PLAT AND I AM AWARE OF THE CONTENTS OF THIS PLAT AND THE DEEDS TO WHICH THIS PLAT REFERS. I AM NOT PROVIDING ANY GUARANTEE OR WARRANTY FOR THE INFORMATION CONTAINED HEREIN.

REVIEW OFFICER'S CERTIFICATE

Michael W. Baldwin
 REVIEW OFFICER

COPY

DATE: 03/28/2016
 RECORDED: 09/01/2016 AT 12:38:06 PM
 PITT COUNTY, NC
 BK 80 PG 130

APPROVAL

THIS FINAL PLAT NO. 16-16-164 WAS APPROVED BY THE SUBMISSION REVIEW BOARD ON 07/27/2016 AT 10:50 AM. THE BOARD IS A COMMITTEE OF THE CITY OF GREENVILLE, NC, CODE CHAPTER 5 OF THE GREENVILLE CITY CHARTER, AS AMENDED. THE BOARD'S DECISION IS FINAL AND NOT SUBJECT TO APPEAL.

SIGNED: [Signature]
 ATTEST: [Signature]

OWNERS STATEMENT

THIS IS EVIDENCE THAT THIS SUBDIVISION IS MADE AT THE REQUEST OF [Name].

SIGNED: [Signature]
 DATE: [Date]

SOURCE OF TITLE

THIS IS TO CERTIFY THAT THE LAST INSTRUMENT(S) IN THE CHAIN OF TITLE IS/ARE THE RECORD(S) IN THE PITTS COUNTY REGISTER OF DEEDS, GREENVILLE, N.C. DEED BOOK 2043, PAGE 165.

DEDICATION

THE UNDERSIGNED HEREBY ACKNOWLEDGES THIS PLAT AND ALLOTMENT TO BE MADE TO THE PUBLIC AND TO BE USED FOR THE OPEN SPACE AND EASEMENTS FOREVER ALL AREAS SHOWN OR SO INDICATED ON SAID PLAT.

NOTARY PUBLIC

MICHAEL W. BALDWIN
 REGISTERED PROFESSIONAL SURVEYOR
 STATE OF NORTH CAROLINA
 LICENSE NO. L-3082

NOTARY PUBLIC

MICHAEL W. BALDWIN
 REGISTERED PROFESSIONAL SURVEYOR
 STATE OF NORTH CAROLINA
 LICENSE NO. L-3082

CITY PLANNER

[Signature]
 CITY PLANNER

SITE DATA

PARCEL NUMBER: 14211
AREA OF PROPOSED PARCEL: 4687007653
NUMBER OF LOTS CREATED: 27
AVERAGE LOT SIZE: 17,301 SF
ADJACENT COMMON AREA: N/A
ADJACENT PARKS, RECREATION AREAS & THE LIKE: N/A
ZONING: RA20

LEGEND

- AC ACRE
- CC CONTROL CORNER
- CH CHORD
- C/L CENTERLINE
- D.B. DEED BOOK
- D.H. DRILL HOLE
- EP EXISTING IRON PIPE
- EH EXISTING HOLE
- M.B. IRON STAKE SET
- M.B. IRON BOOK
- M.B. NO POINT SET
- P.C. PAGE
- R/W RIGHT OF WAY
- SF SQUARE FEET
- LOT NUMBER
- ADJACENT LOT NUMBER
- DI DROP INLET
- ME NORTH-EAST
- ☐ DRAINAGE EASEMENT
- ☐ SIDEWALK EASEMENT
- ☐ ELECTRICAL EASEMENT

Doc ID: 0891270001, Ver: 1, CDP
File Name: 8/23/16 Page 1 of 1
List P: N/A
List P: N/A
List P: N/A
8/20 10/12/16
8/20 10/12/16

80 PG. 121

COPY

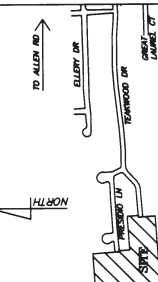
FLOOD NOTE

THIS PROPERTY IS NOT LOCATED IN A SPECIAL HAZARD AREA AS DETERMINED BY THE FEDERAL EMERGENCY MANAGEMENT AGENCY, DATED JULY 7, 2014, ZONE X.

NOTES

- THIS SURVEY PROVIDES A SUBDIVISION OF LAND WITHIN A COUNTY OF MANICAPULITY THAT HAS AN UNLAWFUL AND VIOLATES THE SUBDIVISION ACT.
- ALL DISTANCES ARE HORIZONTAL GROUND MEASUREMENTS UNLESS SHOWN OTHERWISE.
- ALL AREAS CALCULATED BY COORDINATE GEOMETRY.
- THIS SURVEY IS TO ANY AND ALL EASEMENTS, RIGHTS OF WAY, AND RESTRICTIVE COVENANTS WHICH MAY BE OF RECORD.
- THIS SURVEY PERFORMED WITHOUT BENEFIT OF A TITLE REPORT.
- THE DESIGNATION OTHER WATER, SANITARY SEWER, GAS OR ELECTRICAL LINES ARE FOR THE PURPOSE OF IDENTIFYING ONLY. THE DESIGNATOR IS NOT A GUARANTEE OF THE LOCATION OR DEPTH OF THESE LINES. THE USER SHOULD VERIFY THE LOCATION AND DEPTH OF ALL UTILITIES. THE USER SHOULD VERIFY THE LOCATION AND DEPTH OF ALL UTILITIES. THE USER SHOULD VERIFY THE LOCATION AND DEPTH OF ALL UTILITIES.
- THIS PROPERTY IS SUBJECT TO THE CITY OF GREENVILLE'S STORMWATER MANAGEMENT PROGRAM. EASEMENTS (EXISTING & PROPOSED) ARE CENTERED ON UTILITY LINES AS INSTALLED UNLESS NOTED OTHERWISE.
- NO BUILDINGS, STRUCTURES, OR OTHER IMPROVEMENTS, MATERIALS AND SURFACES, INCLUDING BUT NOT LIMITED TO PRINCIPAL AND ACCESSORY STRUCTURES AND ADDITIONS OR APPELMENTS ARE PERMITTED ON THIS LAND UNLESS APPROVED BY THE CITY OF GREENVILLE'S STORMWATER MANAGEMENT PROGRAM. LANDSCAPE PLANTINGS, FALL MATERIALS, DEBRIS, SOLID WASTE COLLECTION CONTAINERS, MAIL RECEPTACLES AND IMPERVIOUS SURFACES, SHALL ENCOMPASS WITHIN ANY DEDICATED EASEMENT WITHOUT PERMISSION AND SHALL BE SET AT ALL LOT CORNERS UNLESS OTHERWISE NOTED. ALL FRONT LOT CORNERS LOCATED IN SIDEWALK TO BE MARKED BY DRILL HOLES.
- SEWER SERVICE SHALL BE PROVIDED BY GREENVILLE UTILITIES COMMISSION.
- WATER SERVICE SHALL BE PROVIDED BY GREENVILLE UTILITIES COMMISSION.
- NO GEOMETRIC MONUMENTS FOUND WITHIN 2000'.

VICINITY MAP

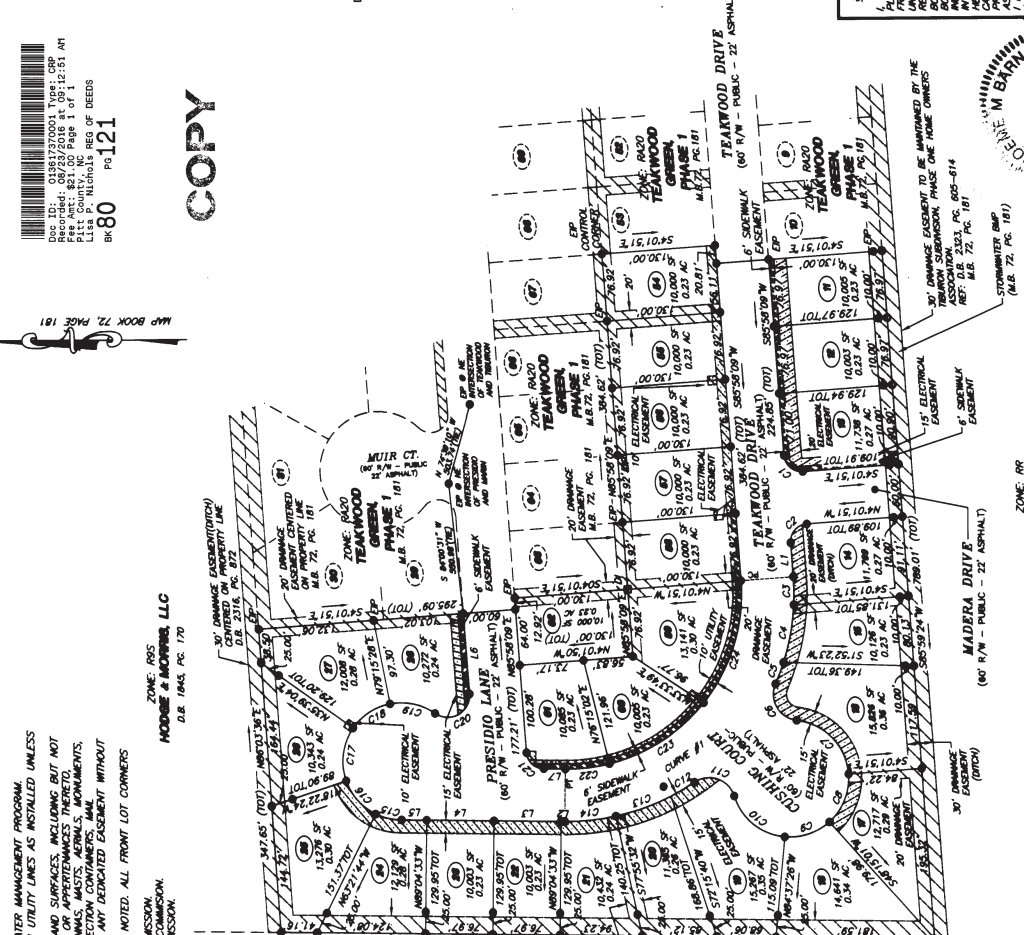


CURVE TABLE
1" = 100'

CURVE #	CH BEARING	CH LENGTH	RADIUS
C1	S40°50'09"W	28.98'	20.00'
C2	S49°01'51"W	28.28'	20.00'
C3	S89°31'16"W	32.22'	260.00'
C4	N79°32'03"W	68.90'	260.00'
C5	N69°15'26"W	26.18'	260.00'
C6	S60°14'11"W	48.16'	30.00'
C7	S46°24'24"W	85.35'	67.00'
C8	N67°55'11"W	58.88'	67.00'
C9	N18°12'58"W	53.63'	67.00'
C10	N39°10'26"W	74.54'	67.00'
C11	N19°34'43"E	48.16'	30.00'
C12	N30°20'53"W	31.43'	260.00'
C13	N19°30'20"W	66.89'	260.00'
C14	N63°55'43"W	59.04'	260.00'
C15	N1°07'40"E	30.43'	67.00'
C16	N48°32'10"E	50.81'	67.00'
C17	S02°08'42"E	60.88'	67.00'
C18	S32°59'18"E	50.35'	67.00'
C19	S12°19'51"W	52.86'	67.00'
C20	S29°14'03"E	45.24'	25.00'
C21	N43°28'48"E	27.04'	20.00'
C22	N68°24'48"W	51.08'	200.00'
C23	N32°39'33"W	128.42'	200.00'
C24	N72°37'00"W	146.04'	200.00'

LINE TABLE

LINE #	LENGTH	BEARING	COORDINATES
L1	38.85'	S65°58'09"W	
L2	4.03'	N00°55'27"E	
L3	76.97'	N00°55'27"E	
L4	28.66'	N00°55'27"E	
L5	92.26'	N85°58'09"E	
L6	24.54'	N00°55'27"E	



APPROVAL

THIS FINAL PLAT, 18-28, WAS APPROVED BY THE SUBDIVISION REVIEW BOARD IN ACCORDANCE WITH TITLE 9, CHAPTER 3 OF THE GREENVILLE CITY CODE ON THE DAY OF AUGUST 23, 2016.

SIGNED: [Signature]
CITY PLANNER

OWNERS STATEMENT

THIS IS EVIDENCE THAT THIS SUB-DIVISION IS MADE AT THE REQUEST OF THE OWNERS...

SIGNED: [Signature]
AT COMMISSIONER EXPRESS BUILD. 24.20.18

DEEDGATION

THE UNDERSIGNED HEREBY ACKNOWLEDGE(S) THIS PLAT AND ALLOTMENT TO BE THEIR FREE ACT AND DEED...

SIGNED: [Signature]
ATTEST: Noeme M Borja

SURVEYORS CERTIFICATION

I, BENJAMIN J. PURVIS, CERTIFY THAT THIS PLAT WAS DRAWN UNDER MY SUPERVISION FROM AN ACTUAL FIELD SURVEY PERFORMED...

SIGNED: [Signature]
DATE: 8/23/16

GRAPHIC SCALE





City of Greenville, North Carolina

Meeting Date: 5/8/2017
Time: 6:00 PM

Title of Item: Acceptance of Urgent Repair Program grant from the North Carolina Housing Finance Agency

Explanation: **Abstract:** The City Council authorized staff to apply for Urgent Repair Program (URP17) funding in January 2017. The City of Greenville has been awarded up to \$50,000 from the NC Housing Finance Agency to carry out urgent repairs for qualified beneficiaries. Staff is requesting acceptance of funding and approval to execute the required agreement upon receipt.

Explanation: The City of Greenville has been conditionally approved to receive up to \$50,000 from the NC Housing Finance Agency. The funds will be used to provide urgent housing repairs for very low-income senior citizens, persons with disabilities, and/or families with children under the age of six with elevated lead blood levels. The beneficiaries selected must live within the Greenville city boundary. A minimum of eight homes will be repaired under the program.

Fiscal Note: Up to \$50,000 in grant funds for urgent repairs have been awarded by the NC Housing Finance Agency.

Recommendation: Acceptance of the funds and authorization of the City Manager to enter into an agreement for the Urgent Repair Program 2017 (URP17).

Viewing Attachments Requires Adobe Acrobat. [Click here](#) to download.

Attachments / click to download

 [NCHFA Urgent Repair Grant Award Letter](#)



RECEIVED

APR 21 2017

CITY MANAGER'S OFFICE

April 13, 2017

A self-supporting
public agency

Ms. Barbara Lipscomb, City Manager
City of Greenville
PO Box 7207
Greenville, NC 27858

Scott Farmer
Executive Director

Dear Ms. Lipscomb:

PO Box 28066
Raleigh, NC
27611-8066

I am pleased to inform you that the City of Greenville has been conditionally approved to receive an amount not to exceed \$50,000 under the 2017 cycle of the Urgent Repair Program (URP17).

3508 Bush Street
Raleigh, NC
27609-7509

The URP17 Program attracted applications from a broad variety of housing providers across the state. Fifty-six applications were received, with funding requests totaling \$6.756 million. Our total commitment to URP17 of \$3.775 million funded thirty-five projects this year (63% of all applicants) and will provide urgently needed repairs or modifications to the homes of 612 households in 48 counties. Success in this competition reflects your organization's commitment and capacity to respond to the need for urgent repair assistance in your service area.

Tel. 919-877-5700
Fax. 919-877-5701
www.nchfa.com

A one-day Implementation Workshop is scheduled for June 6, 2017 in Raleigh. Detailed workshop information will be emailed to you and the person identified in your application as the Program contact. An URP17 Funding Agreement will be sent to you after you submit some required post-approval documentation and key staff have attended the workshop. Please do not begin work on your project until a Funding Agreement has been forwarded to you and properly executed.

On behalf of the Agency, I congratulate you on your successful application. If you have any questions regarding this award, please contact Chuck Dopler at (919) 981-5008.

Sincerely,

A handwritten signature in blue ink, appearing to read "Scott Farmer".

Scott Farmer
Executive Director

cc. Karen A. Gilkey, Planner II



City of Greenville, North Carolina

Meeting Date: 5/8/2017
Time: 6:00 PM

Title of Item: Resolution supporting an application by Ford and Shep, Social House and Bar for a Building Reuse Grant through the North Carolina Department of Commerce, Rural Economic Development Division

Explanation: **Abstract:** The North Carolina Department of Commerce, Rural Economic Development Division is considering a Greenville company, Ford and Shep, Social House and Bar to receive a \$30,000 grant from the Building Reuse Program. Ford and Shep, Social House and Bar will be a modernist, new American restaurant that will use locally sourced ingredients at 720 Dickinson Avenue in the former Cabinets Plus building.

Explanation: The North Carolina Department of Commerce, Rural Economic Development Division may approve a Greenville company, Ford and Shep, Social House and Bar to receive a \$30,000 Building Reuse Grant. Ford and Shep, Social House and Bar will submit the full application on July 6, 2017, contingent upon consent from the City Council. City staff is asking City Council to provide a resolution in support of the application. If the application is successful, a public hearing would be scheduled at a future meeting, when City Council would be asked to approve the local match requirement.

This new venture will create 6 new full-time jobs, averaging \$27,206 in salary per year. Under the grant provisions, Ford and Shep, Social House and Bar qualifies for \$5,000 per new full-time job created.

The property owner and Ford and Shep, Social House and Bar will invest over \$200,000 in landlord and tenant improvements to help transform the vacant building into an active place of business.

Fiscal Note: If the grant application is successful, the North Carolina Department of Commerce, Rural Economic Development Division will award Ford and Shep, Social House and Bar the \$30,000 grant. The grant requires a 5% cash match from the City of Greenville, which would be \$1,500. Funds to match the grant are included in the FY 2016-2017 budget in a line item designated for economic

development matching funds.

Recommendation: Staff recommends that City Council adopt the resolution in support of the Ford and Shep, Social House and Bar Building Reuse Grant application.

Viewing Attachments Requires Adobe Acrobat. [Click here](#) to download.

Attachments / click to download

 [Ford_and_Shep_Resolution_of_Support_1050687](#)

RESOLUTION NO. __

RESOLUTION SUPPORTING AN APPLICATION
ON BEHALF OF FORD AND SHEP, SOCIAL HOUSE AND BAR
TO THE NORTH CAROLINA DEPARTMENT OF COMMERCE
RURAL ECONOMIC DEVELOPMENT DIVISION BUILDING REUSE PROGRAM

WHEREAS, the City of Greenville is committed to advancing and promoting economic development in Greenville;

WHEREAS, the City of Greenville has adopted an Economic Development Strategic Plan for the purpose of enhancing the quality of life in Greenville by advancing economic opportunities for businesses and residents of the City of Greenville;

WHEREAS, North Carolina General Statute 158-7.1(a) authorizes the use of economic incentives for the purpose of private sector job creation;

WHEREAS, Ford and Shep, Social House and Bar has pledged to create up to 6 new full-time jobs in the Greenville corporate limits, is eligible to apply for a Building Reuse Grant up to the amount of \$30,000 through the North Carolina Department of Commerce, and requires the sponsorship of the City of Greenville to make the application; and

WHEREAS, the City of Greenville acknowledges that, if the grant is awarded, it will be required to commit a cash match of 5% of the grant amount toward the project for a total cash match of up to \$1,500;

NOW, THEREFORE, BE IT RESOLVED by the City Council of the City of Greenville that it does hereby support and endorse the application of Ford and Shep, Social House and Bar to the North Carolina Department of Commerce's Building Reuse Grant Program for a grant up to the amount of \$30,000.

Adopted this 8th day of May, 2017.

Allen M. Thomas, Mayor

Attest:

Carol L. Barwick, City Clerk



City of Greenville, North Carolina

Meeting Date: 5/8/2017
Time: 6:00 PM

Title of Item: Resolution declaring a Police vehicle as surplus and authorizing its disposition to the East Carolina University Police Department

Explanation: **Abstract:** The East Carolina University (ECU) Police Department is in need of a vehicle to transport one officer and a K-9. The Greenville Police Department currently has a 2007 surplus vehicle available that will temporarily meet the needs of ECU until such time as they can obtain a vehicle by normal budgetary means.

Explanation: At the request of the Interim Chief of Police of the ECU Police Department, a Greenville Police Department surplus vehicle has been determined to meet an immediate need for ECU. The vehicle is a 2007 Ford Crown Victoria with an insert designed to hold a K-9 while on duty. This vehicle will meet the needs of ECU until they are able to purchase a vehicle through the normal budgetary process. At that time, ECU will return the surplus vehicle to the City of Greenville for final disposition.

Fiscal Note: If approved, ECU will purchase the surplus vehicle for \$1.00. When this vehicle is no longer needed by ECU, it will be returned to the City of Greenville for disposition through normal surplus channels.

Recommendation: It is the recommendation of staff that this resolution be approved.

Viewing Attachments Requires Adobe Acrobat. [Click here](#) to download.

Attachments / click to download

RESOLUTION NO. _____-17

RESOLUTION DECLARING CERTAIN PROPERTY AS SURPLUS
AND AUTHORIZING ITS DISPOSITION TO THE EAST CAROLINA UNIVERSITY
POLICE DEPARTMENT

WHEREAS, the Greenville Police Department has determined that certain property is surplus to the needs of the City of Greenville;

WHEREAS, the East Carolina University Police Department can put this property to use and is in need of assistance in providing a vehicle suitable for transportation of an officer and a K-9 unit;

WHEREAS, North Carolina General Statute 160A-274 permits City Council to authorize the disposition, upon such terms and conditions it deems wise, with or without consideration, of real or personal property to another governmental unit;

NOW, THEREFORE, BE IT RESOLVED by the City Council of the City of Greenville that the hereinafter described property is declared as surplus to the needs of the City of Greenville and that said property shall be conveyed to the East Carolina University Police Department for one dollar (\$1.00), with the condition that the vehicle will be returned to the City of Greenville after the East Carolina University Police Department purchases a replacement vehicle to transport an officer and a K-9, said property being described as follows:

2007 Ford Crown Victoria
VIN #: 2FAHP71W57X151766

This the 8th day of May, 2017.

Allen M. Thomas, Mayor

ATTEST:

Carol L. Barwick, City Clerk

1050655

Item # 5



City of Greenville, North Carolina

Meeting Date: 5/8/2017
Time: 6:00 PM

Title of Item: Report on Bids and Contracts Awarded

Explanation: **Abstract:** The Director of Financial Services reports monthly the bids and/or contracts awarded over a certain dollar threshold by the Purchasing Manager and City Manager.

Explanation: The Director of Financial Services reports that the following bids and contracts were awarded during the months of March and April.

<u>Date Awarded</u>	<u>Description</u>	<u>Vendor PO Number</u>	<u>Amount</u>	<u>MWBE Vendor?</u>	<u>Does Local Preference Apply?</u>
3/28/2017	Computer Replacements	CDW Government Inc 17000409 Note: NC State Contract	\$74,533.49	No	No
4/11/2017	Avaya Ethernet Routing Switch Replacements plus Accessories	Integration Partners 17000452 Note: NC State Contract	\$97,169.00	No	No

Fiscal Note: Funding for the bids and contracts awarded are included in the City of Greenville's 2016-2017 budget ordinance.

Recommendation: That award information be reflected in the City Council minutes.

Viewing Attachments Requires Adobe Acrobat. [Click here](#) to download.

Attachments / click to download



City of Greenville, North Carolina

Meeting Date: 5/8/2017
Time: 6:00 PM

Title of Item: Various tax refunds greater than \$100

Explanation: **Abstract:** Pursuant to North Carolina General Statute 105-381, refunds are being reported to City Council. These are refunds created by a change or release of value for City of Greenville taxes by the Pitt County Tax Assessor. Pitt County Commissioners have previously approved these refunds; they are before City Council for their approval as well. These refunds will be reported as they occur when they exceed \$100.

Explanation: The Director of Financial Services reports refunds of the following taxes:

Payee	Adjustment Refunds	Amount
Cervantes, Moises M.	Registered Property Tax	215.49
Portillo, Bertha Alicia Rabago	Registered Property Tax	128.90

Fiscal Note: The total to be refunded is \$344.39.

Recommendation: Approval of tax refunds by City Council

Viewing Attachments Requires Adobe Acrobat. [Click here](#) to download.

Attachments / click to download



City of Greenville, North Carolina

Meeting Date: 5/8/2017
Time: 6:00 PM

Title of Item: Amendment to Performance Assurance Provision in the Agreement with Sidewalk Greenville, LLC

Explanation: **Abstract:** Sidewalk Greenville, LLC has requested that the performance assurance for the improvements required pursuant to its Agreement with the City be amended. The improvements are a mixed development on the property adjacent to Reade Circle, Pitt Street, and Dickinson Avenue. The request is for a letter of credit to be utilized rather than performance bonds furnished by the contractors. Action by Council to approve an amendment to the Agreement is required.

Explanation: The Agreement between the City and Sidewalk Greenville, LLC provides for the development by Sidewalk Greenville, LLC of the property located adjacent to Reade Circle, Pitt Street, and Dickinson Avenue as a mixed use development incorporating office, retail, along with parking, on the first floor and residential development on the upper floors. There is to be no less than 20,000 square feet of leasable office and retail space. The residential units will include student retail housing units and non-student market rate professional units.

Sidewalk is to complete the development of the property within 24 months of the issuance of a building permit. A building permit has not yet been issued since the building plans are still being reviewed by the State. The goal of Sidewalk is to have the development available for occupancy in August, 2018.

The Agreement provides that as a performance assurance that Sidewalk will include in all agreements with contractors to construct the improvements on the property a requirement that the contractor provide a performance bond to insure that the improvements are completed in accordance with the plans, permits and approvals for the project. Sidewalk has requested that the performance bond requirement be eliminated and replaced with a different performance assurance. The request is made in order to avoid the significant expense which

would be incurred for bonding the project.

Sidewalk proposes that, as a substitute, a letter of credit be provided by Sidewalk. The letter of credit will provide a guaranteed access to cash, if needed, to ensure the completion of the project. Sidewalk cites as additional performance assurances being provided, the guarantee which is being provided to the financial institution which is providing financing for the project. This would include a guarantee of funds which will be able to be accessed to complete the project. In addition, Sidewalk highlights the solid past performances of its partners in this project – Hallmark Campus Communities (as a developer) and Continental Building Company (as a builder). In summary, Sidewalk basically states that the expense of the performance bonds would be an expense which is not needed and adds no value to the project.

In addressing Sidewalks' request, the advice of the School of Government's Development Finance Initiative (DFI) was sought. DFI recommends that the amount of the Letter of Credit be equal to 5% to 10% of the project's construction contract or \$1,150,000 to \$2,300,000.

An amendment to the Agreement is required. Attached is the current language of the section to be amended and the proposed rewritten language.

Fiscal Note:

An amendment to the Agreement of changing the form of the performance assurance from performance bonds to a letter of credit does not create any expense.

Recommendation:

It is recommended that City Council approve an Amendment to the Agreement with Sidewalk Greenville, LLC to change the performance assurance from performance bonds to a letter of credit in the amount of \$1,725,000.

Viewing Attachments Requires Adobe Acrobat. [Click here](#) to download.

Attachments / click to download

 [Letter of Credit Language 1048792](#)

Agreement between Sidewalk Greenville LLC, as Buyer, and City of Greenville, as Seller

Current Section 11(c)

Buyer covenants and agrees that all agreements with contractors to construct the improvements on the Property shall require the contractor to provide a performance bond insuring that the improvements will be completed in accordance with the plans, permits and approvals therefor. Buyer shall provide to Seller copies of all performance bonds for the construction of the improvements on the Property and shall require that Seller be added, if legally permissible, as an additional insured or beneficiary of all such performance bonds.

Proposed Rewritten Section 11(c)

Buyer shall provide and maintain for the benefit of Seller a standby letter of credit in an amount equal to One Million Seven Hundred Twenty-Five Thousand and no/100ths Dollars (\$1,725,000.00) which amount shall be paid to Seller in the event the improvements on the Property are not completed in conformity with the Master Plan, as modified by the agreement of Buyer and Seller from time to time and to comply with governmental zoning or other regulatory requirements, and available for occupancy, as evidenced by a certificate of occupancy, no later than twenty four (24) months after issuance of a building permit. Said letter of credit shall (1) be issued by a commercial bank, which bank is acceptable to Seller, acting reasonably, (2) be in a form and contain such substantive provisions as Seller deems necessary and appropriate, including, without limitation, provisions relating to draws on the letter of credit and the term of the letter of credit and renewal provisions, and (3) be delivered to Seller no later than July 17, 2017, and any renewal letters of credit, or amendments to an existing letter of credit that effect a renewal, shall be delivered to Seller no later than thirty (30) calendar days before the expiration date of the letter of credit that is then outstanding. Said letter of credit shall be released no later than thirty (30) days after the issuance of a certificate of occupancy which evidences the availability of the improvements on the Property for occupancy after the completion of the improvements on the Property in conformity with the Master Plan, as modified by the agreement of Buyer and Seller from time to time and to comply with governmental zoning or other regulatory requirements.



City of Greenville, North Carolina

Meeting Date: 5/8/2017
Time: 6:00 PM

Title of Item: Resolution Expressing City Council's Intent to Support Bike Lanes and Sidewalks for Future Transportation Projects

Explanation: **Abstract:** At its April 24, 2017, meeting, City Council directed that a resolution be prepared for its consideration relating to support of the Bicycle and Pedestrian Commission's resolution supporting bike lanes and sidewalks for future transportation projects. A resolution has been prepared for Council's consideration.

Explanation: At its April 24, 2017, meeting, City Council directed that a resolution be prepared for its consideration relating to support of the Bicycle and Pedestrian Commission's resolution supporting bike lanes and sidewalks for future transportation projects. The Commission's resolution also called for City Council to approve a design alternative for the Evans Street/Old Tar Road widening project which included bike lanes and sidewalks. City Council took this action for this widening project at its April 24, 2017, meeting. A copy of the Bicycle and Pedestrian Commission's resolution is attached.

Including bike lanes and sidewalks in future transportation projects is consistent with several policies. These include the North Carolina Department of Transportation's Complete Streets Policy. This policy provides that the NCDOT is committed to providing an efficient multi-modal transportation network in North Carolina such that access, mobility, and safety needs of motorists, transit users, bicyclists, and pedestrians of all ages and abilities are safely accommodated and requires consideration and incorporation of Complete Streets design.

Additionally, the Greenville Urban Area Metropolitan Planning Organization adopted a Bicycle and Pedestrian Master Plan which includes bicycle and pedestrian facilities throughout the city.

The City has demonstrated its support of bicycle and pedestrian transportation by several actions. These include the adoption of policy statements in the Horizons

2026 Plan Greenville’s Community Plan and the adoption of the Greenway Master Plan. It also includes many projects which resulted in the construction of sidewalks, greenways, and bike lanes throughout the city. The support is also shown by the creation of the Bicycle and Pedestrian Commission.

The attached resolution for Council consideration expresses City Council’s intent to support the inclusion of bike lanes and sidewalks in future transportation projects by considering and incorporating bike lanes and sidewalks in the design and improvement of transportation projects. Factors which would not allow strict adherence to including bike lanes and sidewalks for a particular project include projects where there exist constraints due to the area available for the improvement or other limitations or practical considerations which impact their inclusion.

Fiscal Note:

Adoption of the resolution has no fiscal impact. However, inclusion of sidewalks and bike lanes in future projects likely will result in an expense.

Recommendation:

It is recommended that City Council approved the attached resolution expressing City Council's intent to support bike lanes and sidewalks for future transportation projects.

Viewing Attachments Requires Adobe Acrobat. [Click here](#) to download.

Attachments / click to download

 [BAPC_Evans_OldTar_Resolution_1049566](#)

 [RESOLUTION_TO_SUPPORT_BIKE_LANES_AND_SIDEWALKS_IN_FUTURE_TRANSPORTATION_PROJECTS_1050695](#)

Resolution on a Policy to Support Bike Lanes and Sidewalks for Current and Future Road Projects
Greenville Bicycle and Pedestrian Commission
Passed April 5, 2017

Whereas, there are plans to re-engineer and widen streets in the Greenville area, including Evans Street and Old Tar Road¹,

Whereas, Evans Street, Old Tar Road, Fire Tower Road, Allen Road, and Portertown Road have been selected by the North Carolina Department of Transportation (NCDOT) to be modified with bike lanes, sidewalks and car lanes,

Whereas, the 10th Street Connector is currently being modified as a complete street corridor with infrastructure to include sidewalks, bike lanes and car lanes,

Whereas, the NCDOT engineers have presented their plans for Evans Street before City Council,

Whereas, Greenville, NC is an inclusive community for all citizens, assigned with the responsibility of equal travel safety for all, be they pedestrian, bike rider or car driver,

Whereas, based on data from the study entitled *Dangerous by Design*, minority and elderly pedestrians and bike riders have more accidents when roadways are not designed to include them²,

Whereas, the previous engineering standards and principles used in Greenville's street designs have not resulted in an adequate standard of safety or utility for the people of this city.

Be it resolved that,

The Greenville Bicycle and Pedestrian Commission calls on the Greenville City Council to pass a resolution adopting the NCDOT plans for Evans Street and Old Tar Road, which is a complete street comprised of an active transportation infrastructure of roadways, and continuous sidewalks and bike lanes, to apply this resolution to any and all future projects within the Greenville city limits and Greenville's extraterritorial jurisdiction, and to provide the people of Greenville, NC with fewer accidents, more options for transportation, and safer travel for all.

¹ <https://www.ncdot.gov/projects/EvansStreetWidening/>

² <https://smartgrowthamerica.org/dangerous-by-design/>

RESOLUTION NO. – 17

RESOLUTION EXPRESSING THE INTENT OF THE CITY COUNCIL OF THE CITY OF
GREENVILLE TO SUPPORT BIKE LANES AND SIDEWALKS IN FUTURE
TRANSPORTATION PROJECTS

WHEREAS, transportation projects offer the opportunity to provide well-connected, safe, and attractive travel networks for bicyclists, pedestrians, and motorists which promote a livable and economically vibrant community;

WHEREAS, there are many adopted plans which promote bicycle and pedestrian transportation within the City including the Horizons 2026 Greenville's Community Plan, the Greenway Master Plan, the Greenville Bicycle and Pedestrian Master Plan, and the North Carolina Department of Transportation's Complete Streets Policy; and

WHEREAS, it is appropriate for City Council to express its intent to support bike lanes and sidewalks in future transportation projects;

NOW, THEREFORE, BE IT RESOLVED by the City Council of the City of Greenville that it does hereby express its intent to support the inclusion of bike lanes and sidewalks in future transportation projects by considering and incorporating bike lanes and sidewalks in the design and improvement of transportation projects. Factors which would not allow strict adherence to including bike lanes and sidewalks for a particular project include projects where there exist constraints due to the area available for the improvement or other limitations or practical considerations which impact their inclusion.

This the 8th day of May, 2017.

Allen M. Thomas, Mayor

ATTEST:

Carol L. Barwick, City Clerk



City of Greenville, North Carolina

Meeting Date: 5/8/2017
Time: 6:00 PM

Title of Item: Presentation of the City's proposed Fiscal Year 2017-2018 operating budget

Explanation: **Abstract:** City staff will present the proposed fiscal year 2017-2018 operating budget.

Explanation: As provided in the approved budget schedule, staff will present the City's proposed fiscal year 2017-2018 operating budget during the May 8, 2017, City Council meeting.

During the May 11, 2017, City Council meeting, representatives from the Pitt-Greenville Convention and Visitors Authority, Sheppard Memorial Library, and Greenville Utilities Commission will present their proposed fiscal year 2017-2018 budgets.

In compliance with Section 160A-148(5) of the North Carolina General Statutes, the City Council will hold a public hearing on Monday, June 5, and consider adopting the annual budget ordinance on Thursday, June 8.

Fiscal Note: The final amount for the City's budget will be determined by City Council action at the June 8, 2017, City Council meeting.

Recommendation: Receive the presentation on the proposed fiscal year 2017-2018 operating budget and provide feedback and direction.

Viewing Attachments Requires Adobe Acrobat. [Click here](#) to download.

Attachments / click to download

 [Budget Message and Budget Detail](#)

FY 2017-18 Proposed Budget



Find yourself in good company®

Proposed FY 2018 Budget Message



Find yourself in good company®

CITY OF GREENVILLE

Office of the City Manager

May 3, 2017

Honorable Mayor, Members of City Council, and Citizens of Greenville:

It is my pleasure to present to you the proposed budget for Fiscal Year (FY) 2018 for the City of Greenville. This budget continues the growth towards a Greater Greenville through increased investment in our buildings, infrastructure, and our employees, with a focus to drive community revitalization and improve the quality of life for the citizens in our community. Such investments will continue to support and enhance our economic development activities, which are centered on growing a sustainable tax base and providing new employment opportunities.



The FY 2018 proposed budget includes all City operating funds: General, Debt Service, Transit, Fleet, Sanitation, Stormwater, Housing, Health Insurance, Vehicle Replacement, Facilities Improvement, and Capital Reserve. The budget also includes separate budgets for the following independent commissions and authorities: Greenville Utilities Commission, Pitt-Greenville Convention and Visitors Authority, and Sheppard Memorial Library. The proposed FY 2018 City of Greenville total operating budget is \$129,025,689, which represents a decrease of 1.7% across all funds as compared to the FY 2017 adopted budget. The FY 2018 proposed budget for all City funds, inclusive of independent commissions and authorities, is \$383,228,226, which represents a decrease of 2.4% compared to FY 2017.

Fund	2015 Actual	2016 Actual	2017 Adopted Budget	2018 Proposed Budget	% Change
General Fund	\$ 77,407,669	\$ 78,092,981	\$ 82,640,550	\$ 81,913,799	-0.9%
Debt Service Fund	4,749,894	10,991,661	5,433,438	5,448,934	0.3%
Public Transportation - Transit Fund	4,157,308	2,638,981	2,530,012	2,740,992	8.3%
Fleet Maintenance Fund	3,575,629	4,058,800	4,240,378	4,337,071	2.3%
Sanitation Fund	7,571,736	7,460,008	7,647,951	7,619,286	-0.4%
Stormwater Fund	4,522,239	4,905,213	5,850,219	5,928,998	1.3%
Housing Fund	1,690,458	1,251,636	1,416,027	1,424,149	0.6%
Health Insurance Fund	12,336,663	12,233,779	12,785,572	13,135,690	2.7%
Vehicle Replacement Fund	2,854,810	2,161,930	5,066,743	4,934,770	-2.6%
Facilities Improvement Fund	1,545,434	1,579,180	1,590,000	1,542,000	-3.0%
Capital Reserve Fund	43,370	1,447,851	2,083,419	-	-100.0%
City of Greenville Funds	\$ 120,455,210	\$ 126,822,020	\$ 131,284,309	\$ 129,025,689	-1.7%
Greenville Utilities Commission	273,347,992	250,509,023	257,499,629	250,541,773	-2.7%
Convention & Visitors Authority	929,807	1,099,168	1,215,824	1,228,484	1.0%
Sheppard Memorial Library	2,445,725	2,308,936	2,528,942	2,432,280	-3.8%
Total All Funds	\$ 397,178,734	\$ 380,739,147	\$ 392,528,704	\$ 383,228,226	-2.4%



General Fund Budget Overview

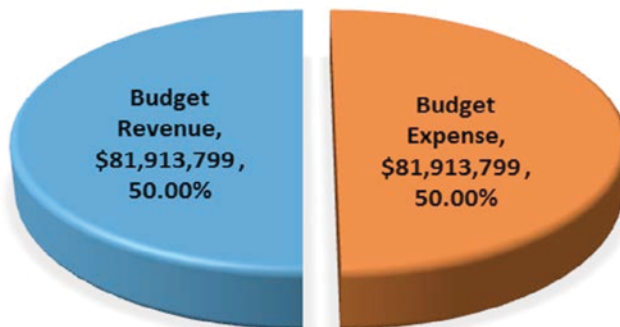
The following are the highlights of the FY 2018 proposed General Fund budget:

BUILDING A GREATER GREENVILLE ONE BUDGET HIGHLIGHT AT A TIME...

- ✓ Maintains current property tax rate at 52¢.
- ✓ Invests 86% of all General Fund revenues into core public service areas and obligated debt.
- ✓ Provides for an average 3.2% wage increase for employees.
- ✓ Includes funding for an additional 2.0 – 4.0 police positions through a pool that will serve as a match for additional positions through grants. This is in addition to the 4.0 – 6.0 grant pool positions included in the FY 2017 budget.
- ✓ Provides for the operation of a new employee health clinic in partnership with Vidant Health.
- ✓ Increases Street Improvement Project funding from \$1.7 million to \$2.0 million.
- ✓ Includes \$461,033 in funding for the Town Common project, Council’s #1 priority. This is in addition to \$851,663 in funding included in the FY 2017 budget.
- ✓ Provides \$1.54 million in appropriations to support the City’s deferred maintenance and infrastructure needs (i.e. Facilities Improvement Projects).
- ✓ Includes \$35,000 increase in Recreation & Parks and Public Works operating budgets to service the expansion of City services maintained by these two departmental areas.
- ✓ Provides funding of \$2.2 million for various capital projects of strategic importance to the City Council.
- ✓ Overall, provides a strong reflection of the City’s mission to provide all citizens with high-quality services in an open, inclusive, professional manner, ensuring a community of excellence now and in the future.

The proposed General Fund budget stands at \$81,913,799 for FY 2018, reflecting a less than 1% decrease from the FY 2017 total adopted budget of \$82,640,550. The City of Greenville operates under a two-year budget cycle, and the FY 2018 Financial Plan was developed and approved by City Council in June of 2016. In response to the City Council’s directives at the January 2017 Planning Session and the April 2017 budget preview, staff has modified the Financial Plan to take a more detailed look at revenue projections and the amount of appropriations remaining in departmental budgets at the close of the fiscal year. Proposed revenues for FY 2018 have been slightly reduced to better reflect historical trends and provide more accurate and conservative estimates. The following is a summary comparison:

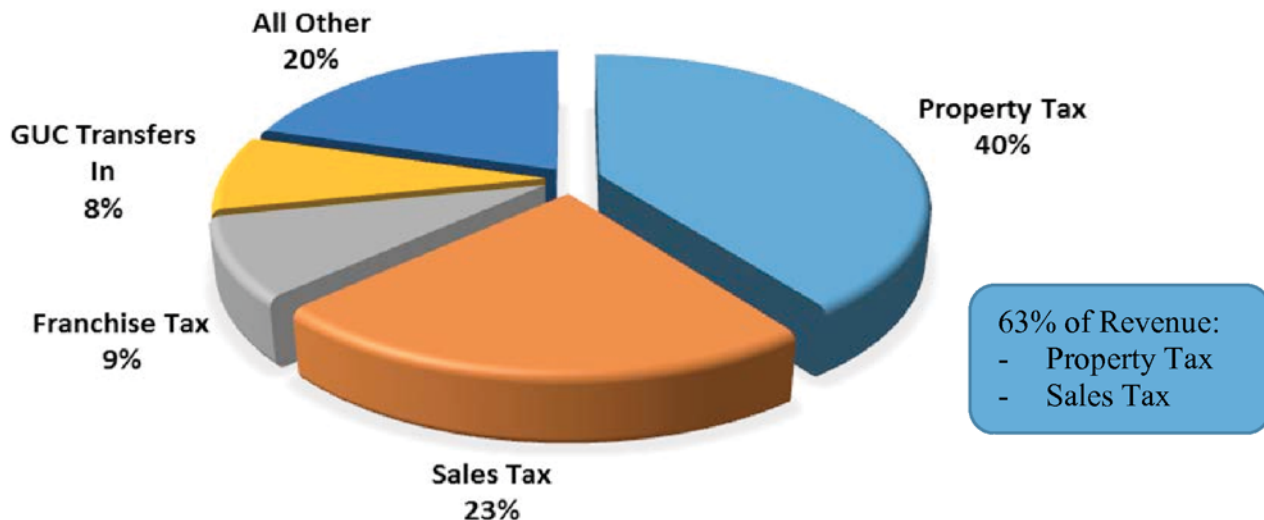
2017-18 Budget Plan	\$ 81,950,799
Budget Adjustment	(37,000)
2017-18 Proposed Budget	\$ 81,913,799
% Decrease	-0.05%





~ GENERAL FUND REVENUES ~

The General Fund is the City’s primary government fund that accounts for approximately 64% of the City’s total operating funds. The General Fund’s principal sources of revenue consist of Property Tax, Sales Tax, Utilities Franchise Tax, GUC Transfers In, and Other Revenues. As shown in the following pie chart, approximately 63% of all General Fund revenues are Property Tax and Sales Tax revenues:



The following are the proposed General Fund revenues by component for FY 2018 as compared to FY 2017:

	Budget FY2016-17	Projected Actual FY2016-17	Proposed Budget FY2017-18
Property Tax	\$ 32,444,935	\$ 32,268,416	\$ 32,750,000
Sales Tax	17,831,023	18,356,333	18,823,000
GUC Transfer In	6,459,112	6,675,407	6,651,919
Utility Franchise Tax	7,158,899	6,953,609	7,102,077
Rescue Transport	3,096,519	3,096,519	3,127,484
Powell Bill	2,220,065	2,220,065	2,220,065
Motor Vehicle Fee	1,383,674	1,383,674	1,503,457
Inspections	916,402	1,248,301	950,000
Recreation	1,979,690	1,779,690	1,999,487
Investment Earnings	500,000	450,000	500,000
Other Revenue	6,854,237	6,662,148	5,107,966
Subtotal	80,844,556	81,094,162	80,735,455
Fund Balance Appropriated	1,795,994	-	1,178,344
Total	\$ 82,640,550	\$ 81,094,162	\$ 81,913,799

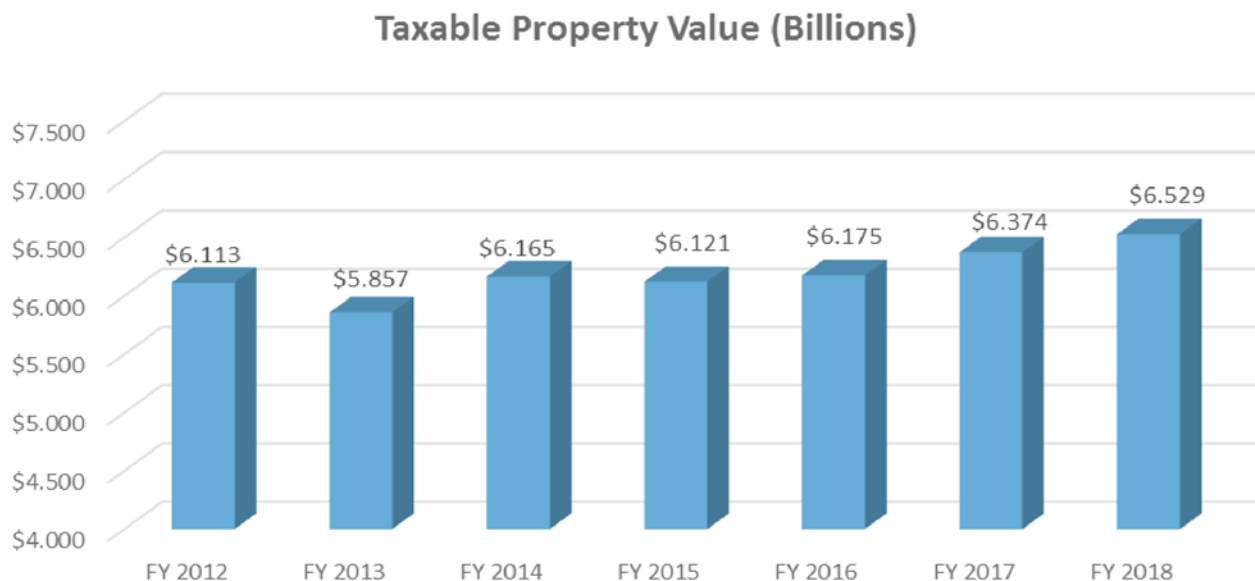


The FY 2018 proposed budget represents a reduction of \$726,751 from the FY 2017 adopted budget. There are two major revenue sources that were included in the FY 2017 budget that are not included in the FY 2018 budget. The following is a summary:

- \$1.5 million from the sale of the Police / Fire Rescue parking lot
- \$1.0 million in appropriated fund balance to purchase the Imperial site

Property Tax

Property Tax revenues consist of Real Property Values, Personal Property Values, Motor Vehicles, and Public Service Companies. The following is a summary of historical property tax values in billions:

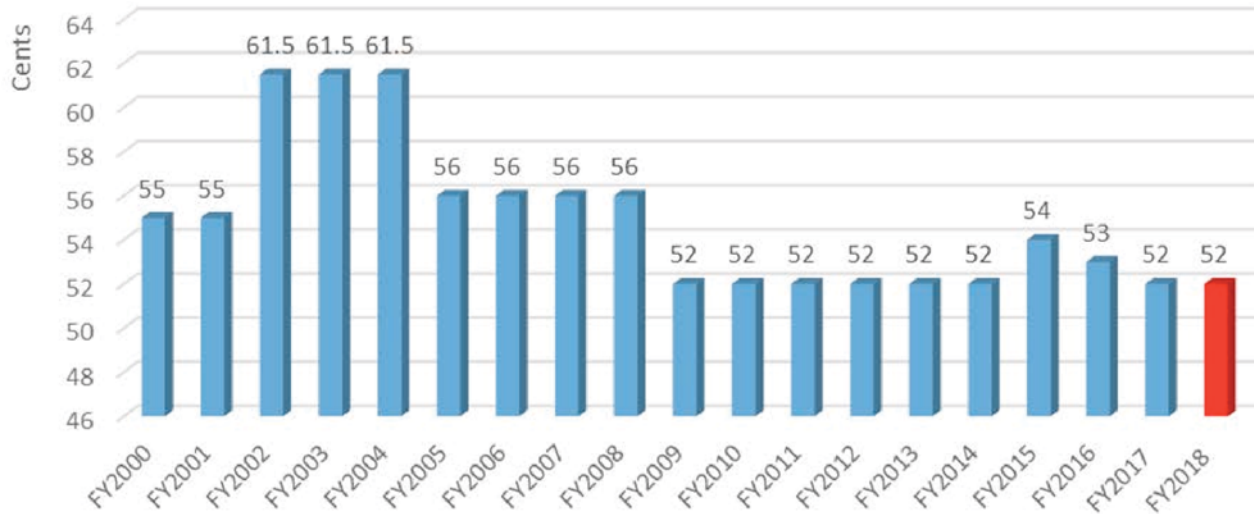


For tax year 2017, the assessed value for the City of Greenville was estimated at approximately \$6,374,477,022. For FY 2018, the preliminary valuation estimate provided by Pitt County was \$6,529,380,397, which represents a four-year average growth rate in values of 1.5%.

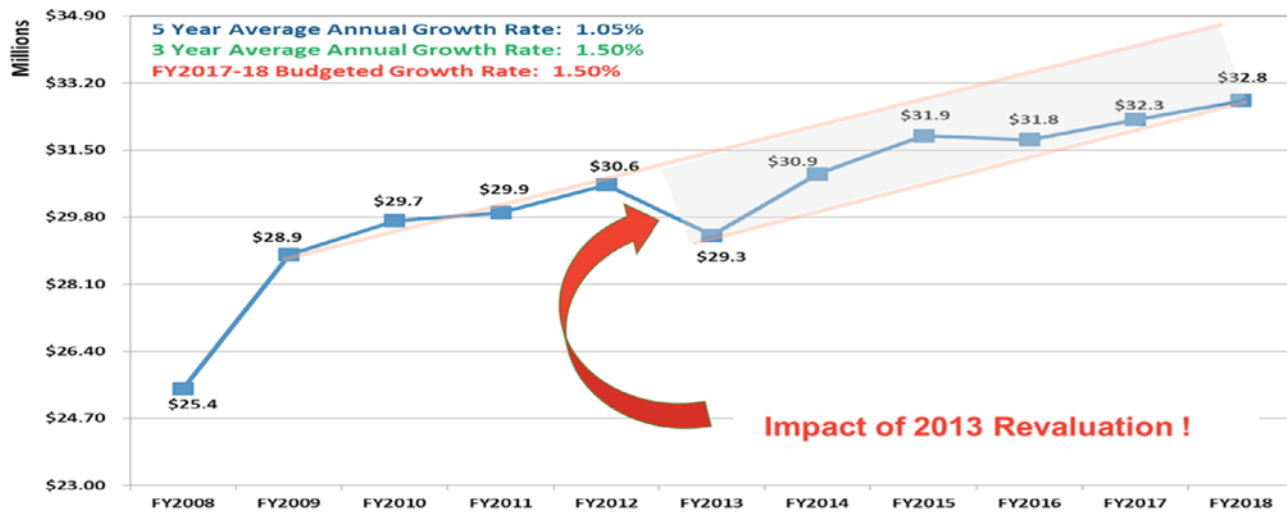
The proposed budget for FY 2018 maintains the property tax rate at 52¢ per \$100 of valuation. Historically, the City has maintained a very stable property tax rate. As the General Fund budget has grown, the property tax rate has remained relatively flat. Growth in the budget has been funded primarily through the expansion of the tax base, as referenced by the increase in valuation, as well as growth in other General Fund revenues, such as significant increases in sales tax revenues.



The following graph shows historical property tax rates for the City of Greenville dating back to FY 2000:



For FY 2018, property tax revenues are budgeted at approximately \$32,750,000, which represents a 1.5% increase from the projected actual property tax revenues for FY 2017. The following line graph depicts the change in property tax revenues for the City since FY 2008:

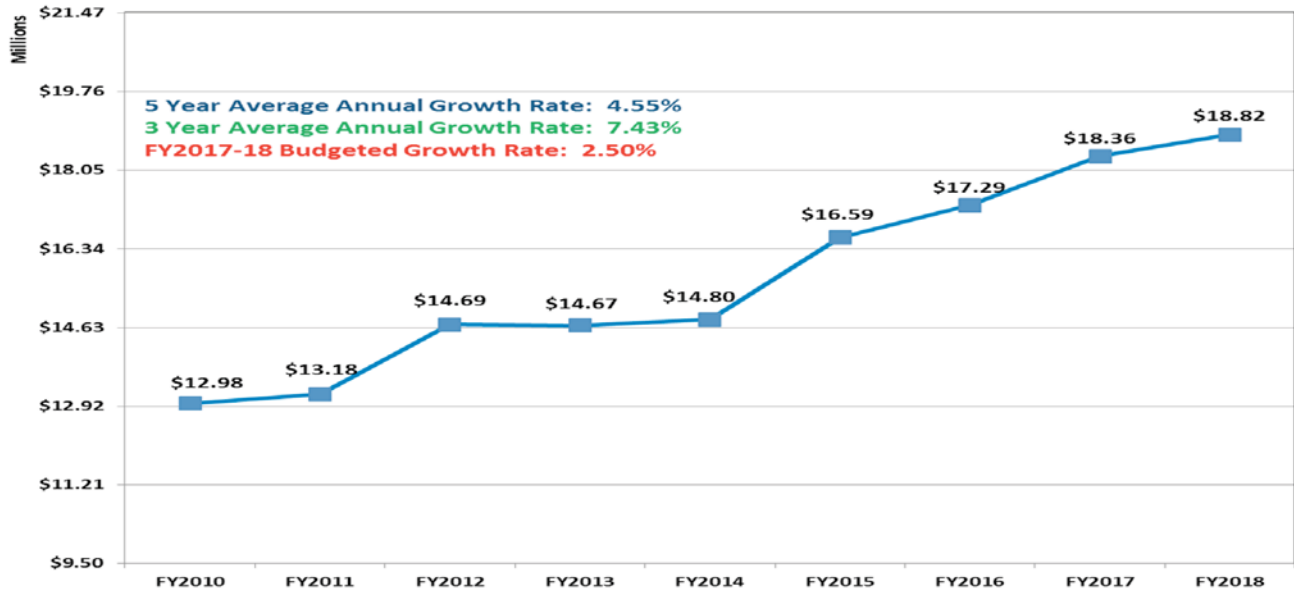


Sales Tax

Local Sales Tax collections, which closed FY 2016 strong, have remained even stronger in FY 2017. Through nine months of FY 2017, sales tax revenues are up 9% over the same period in FY 2016. It is believed that this level of growth will continue through the remainder of the fiscal year. The FY 2017 budget includes sales tax revenues of \$17,831,023. Current projections are that this revenue will be closer to \$18,356,333.



For the FY 2018 proposed budget, sales tax revenues are projected to be \$18,823,000. The North Carolina League of Municipalities is projecting that sales tax revenues will be 4.25% above the FY 2017 collections. These numbers can be highly impacted by local construction, state legislation, and other factors. Therefore, the FY 2018 proposed budget includes a conservative growth rate in sales tax revenues of approximately 2.5%. The following line graph depicts the change in sales tax revenues for the City since FY 2010:



Subsequent to FY 2016 when the privilege license was eliminated, the General Assembly changed the way sales tax revenue was distributed to help offset some of the loss.

Utilities Franchise Tax

What has commonly been referred to as the Utilities Franchise Tax is a sales tax on electricity, a sales tax on piped natural gas, and a sales tax on telecommunications. FY 2015 marked the first year of a new distribution method for the sales tax on electricity and piped natural gas. The general sales tax rate is applied to the sale of both electricity and natural gas, and a percentage of the proceeds are returned to the cities and towns. In the case of electricity, that percentage is 44%, and for natural gas it is 20%.

Utilities Franchise Tax revenues are budgeted at \$7,102,077 for FY 2018, which is \$200,000 (1.92%) less than the FY 2018 Plan that was approved a year ago. This is consistent with the North Carolina League of Municipalities state-wide projections for the next fiscal year.



GUC Transfers In

The transfer of funds from Greenville Utilities Commission to the City of Greenville is based on a specific formula that is outlined in the GUC charter. There are two primary components of the current methodology used to administer the formula that have a significant impact on the City’s budget:

- The change in net fixed assets and total bonded indebtedness from one year to the next
- The transfer budget is based on a projection of the formula calculation whereas the actual transfer is based on the results of the actual formula per the prior year audit

Both components described above can create volatility and major swings in the City’s General Fund budget resulting in the potential for budget shortfalls or surpluses.

On April 10, 2017, the City Council approved a new methodology to administer the transfer formula. The new methodology is intended to provide a more stable and predictable annual transfer amount that will reduce peaks and valleys associated with the amounts transferred, and mitigate any significant, negative impact on the City’s budget.

The basis for establishing the new methodology includes:

- The actual GUC transfer amount for the next year will be established prior to the beginning of the new fiscal year budget.
- The GUC transfer budget amount for the new fiscal year will be based on the following formula:

$$\begin{array}{r}
 \text{GUC Transfer} \\
 \text{Budget for New} \\
 \text{Year}
 \end{array}
 =
 \begin{array}{r}
 \text{Average General} \\
 \text{Transfer Calculation} \\
 \text{For Three Years Prior} \\
 \text{to Current Fiscal Year}
 \end{array}
 +
 \begin{array}{r}
 \text{Projected Street} \\
 \text{Lighting} \\
 \text{Reimbursement for} \\
 \text{New Budget Year}
 \end{array}$$

- Using the average actual general transfer calculation (per the GUC audits) for the prior three years will provide the following advantages:
 - Averaging three prior years as the basis for next year’s budget will minimize large swings that could occur as compared to using only one year as a basis.
 - The calculation criteria set forth in the charter will still be utilized as part of the averaging process.
 - Unlike the current budgeting method, which is a projection, the new approved transfer methodology will enable the City and GUC to know the exact amount of the general transfer calculation, as it will be based on verifiable, audited information.

Under the old methodology used to administer the GUC Transfer, the actual transfer to the City over the two-year biennial period would have been approximately \$1.1 million less than what was budgeted. Under the new methodology used to administer the formula, the actual transfer will be \$306,107 less than what was budgeted. For FY 2018, the GUC Transfer In is estimated to be \$6,651,919 as compared to an actual transfer of \$6,675,407 for FY 2017.



Powell Bill

Powell Bill funds represent the distribution of certain vehicle registration fees and the State gasoline tax to local governments using a formula based on population and road miles. These State-shared revenues are restricted to street and sidewalk construction and maintenance, engineering, and traffic signal operations. Fluctuations in state population and the size and number of streets directly influence the actual Powell Bill revenues that are allocated to the City. For FY 2018, Powell Bill revenues are not expected to change from the current FY 2017 budget of \$2,220,065.

Motor Vehicle Fees

As part of the FY 2017 budget, the Council approved an increase in the Motor Vehicle Fee from \$20 to \$30. Revenues for FY 2017 include fee payments at both the \$20 rate and the \$30 rate as the \$30 fee was phased in as new fees for the new fiscal year became due. Motor Vehicle Fee revenues are projected to total \$1,383,674 for FY 2017. With the new fee completely phased in, Motor Vehicle Fee revenues are projected to increase to \$1,503,457 for the FY 2018 proposed budget, which is an increase of approximately 8.6% from FY 2017.

All Other Revenues

All Other Revenues consist of several different sources such as building permits, development fees, planning fees, Recreation and Parks activity fees, police fees, engineering fees, Fire/Rescue fees, parking leases, and parking violations. For the FY 2017 budget, projected revenues for this source are \$6,662,148. The FY 2018 proposed budget shows a decrease of \$1,554,182, or approximately 23%, from the FY 2017 projected. The reduction from FY 2017 to FY 2018 is primarily related to one-time revenue received in FY 2017 from the sale of the City's Police/Fire Rescue parking lot.

Fund Balance

The final revenue source that should be noted is appropriated fund balance. The FY 2018 proposed budget includes a base amount of \$200,000 to cover a contingency. This amount is always subject to change depending on the capital projects in any given year, unfinished projects, and open purchase orders that are carried forward into the following year. There is an additional \$265,766 appropriated within the General Fund and an additional \$712,578 appropriated within Powell Bill in order to complete various road projects and to move forward with the next round of road refurbishments.

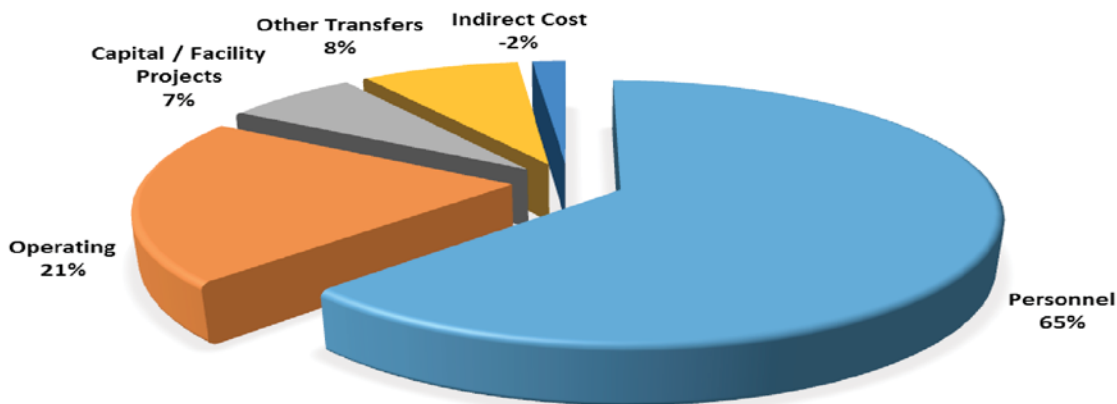


~ GENERAL FUND EXPENDITURES ~

According to the North Carolina Local Government Budget and Fiscal Control Act, each local government must project an annual balanced budget, assuming all revenues will be used to pay for expenditures on a one-to-one basis; therefore, revenues must equal expenditures. The FY 2018 proposed budget includes revenues and expenditures each totaling \$726,751 less than the FY 2017 original budget.

	Budget Adopted FY 2016-17	Budget Proposed FY 2017-18
Personnel	\$ 50,896,956	\$ 53,265,688
Operating	17,583,164	17,505,441
Capital / Facility Projects	7,301,276	5,727,631
Other Transfers	8,292,013	6,874,558
Indirect Cost	(1,432,859)	(1,459,519)
Total	\$ 82,640,550	\$ 81,913,799

The following is the percentage allocation of General Fund expenditures by expense category for the FY 2018 proposed budget:



Personnel

Personnel costs, inclusive of both salaries and fringe benefits, make up approximately 65% of the total General Fund budget. The FY 2018 Financial Plan approved by City Council in June of 2016 included an average 2.0% wage increase for employees broken down between a 1.0% cost of living adjustment (COLA) and a 1.0% average merit pay adjustment.

The City Council and the Greenville Utilities Commission (GUC) Board of Commissioners met in a joint meeting on April 24, 2017, to evaluate and discuss employee wage rate adjustments for FY 2018. The City and GUC annually review the competitive market pay posture of the joint pay plan with an



objective to maintain an effective pay system for employees that is internally equitable, compatible, and competitive.

Various market rate wage surveys were evaluated at the joint meeting so as to benchmark projected market related wage growth for FY 2018. Public-sector and private-sector wage rate surveys indicated that the average wage adjustment for FY 2018 was 3.2% and 3.1%, respectively. In light of the benchmark data, both the City Council and the GUC Board of Commissioners voted to recommend evaluating a 3.2% wage increase for employees as part of the FY 2018 proposed budget for both the City and GUC.

The FY 2018 proposed budget includes a 3.2% average wage increase for City employees broken down as follows:

- 1.0% Cost of Living Adjustment (COLA)
- 2.2% for Merit Pool (Average)

In 2015 the City engaged Segal Waters, an independent, third-party pay and benefits consultant, to assist in updating the City’s performance appraisal structure for the purpose of re-establishing an employee merit pay system. Merit pay is a system of compensation intended to reduce pay compression, and better reward higher performing employees with additional pay. As part of this process, Segal Waters recommended a minimum average merit increase of 3% in order to produce an adequately sized merit pool that is able to reward higher performing employees.

The 3.2% average wage increase included in the FY 2018 proposed budget reflects a 1.2% increase from the 2.0% average increase included in the FY 2018 Financial Plan. The Personnel budget has been adjusted by \$450,000 to cover the expense of the additional 1.2% wage increase. In addition, various budget redirections and adjustments have been made within the FY 2018 budget to cover the additional personnel cost of \$450,000. The following is a detail of the budget redirections and adjustments made within the proposed budget to compensate for the 1.2% wage rate increase:

Reduction in Discretionary Budget Increase	\$ 75,000
Bradford Creek Golf Course Redirection	105,000
Reduction in IT Switches and Routers Budget	28,000
Reduction in Tar River Legacy Plan Budget	139,000
Reduction in Westside Park Budget	10,000
Reduction in Eastside Park Budget	10,000
Mast Pole Arm Project Adjustment	50,000
Increase in Sales Tax Revenue Budget	33,000
Total Redirections & Adjustments	<u>\$ 450,000</u>

The personnel budget also includes an additional \$250,000 in funding for an additional 2.0 – 4.0 police positions through a pool that will serve as a match for additional positions through grants. This additional funding is on top of the additional 4.0 – 6.0 grant pool positions included in the FY 2017 budget.



Personnel expenses have been reduced by 4.0% to account for a 4.0% vacancy rate, which is equal to \$1,491,664. The vacancy rate for salaries and benefits is broken down as follows:

	Budget Before Vacancy	4% Vacancy Adjustment	Budget After Vacancy
Salaries	\$38,529,719	(\$1,279,245)	\$37,250,474
Benefits	16,227,633	(212,419)	16,015,214
Total	\$54,757,351	(\$1,491,664)	\$53,265,688

The proposed budget does not include:

- Any additional positions aside from the Police Department
- Any position reclassifications

Operating Expenses

General Fund operating expenses include both discretionary budgets and fixed cost budgets. Both discretionary and fixed costs budgets are allocated down to the departmental level and are used to fund the day-to-day operations of the City. Departments have more control and influence over the level in which discretionary dollars are allocated and utilized to fund the operations of the department. To the contrary, departments have minimal discretion and influence over the utilization of the fixed cost budgets.

The following are examples of expenses categorized as discretionary and fixed cost:

Discretionary Expense		Fixed Cost Expense	
- Repairs & Maintenance	} More Discretion / Influence Over Use	- Utilities & Fuel	} Minimal Discretion / Influence Over Use
- Supplies & Materials		- Computer Hardware / Software	
- Advertising		- Telephone	
- Dues & Subscriptions		- Liability Insurance	
- Printing		- Fleet & Vehicle Replacement	

The following is a breakdown of the City’s proposed General Fund operating budget for FY 2018 compared to FY 2017:

	FY 2016-17 Adopted Budget	FY 2017-18 Proposed Budget	Change
Discretionary Budget	\$ 8,530,101	\$ 8,565,101	\$ 35,000
Fixed Cost Budget	9,053,063	8,940,340	(112,723)
Total	\$17,583,164	\$17,505,441	\$ (77,723)



Operating expenses comprise approximately 21% of the City’s total General Fund budget. The FY 2018 budget of approximately \$17.5 million represents a decrease of \$77,723 from the FY 2017 budget. Discretionary budgets comprise approximately 49% of total operating expense while Fixed Cost budgets comprise the remaining 51%. The increase of \$35,000 in the Discretionary budget is allocated to the following departments in order to better service the expansion of the City’s operations, such as maintenance of new trails, the new Trillium playground, and other park improvements.

- Recreation & Parks: \$20,000
- Public Works: \$15,000

As the level of City services has continued to expand over the past six years, the Discretionary dollars allocated to operational departments to provide these services has remained fairly constant. In fact, the Discretionary budget for FY 2018 is approximately \$76,000 less than the Discretionary budget allocated for FY 2012.

Capital / Facility Projects

General Fund revenues allocated to Capital / Facility projects can be broken down into the following components: capital projects, facility improvement projects, and street improvement projects. General Fund dollars allocated to facility improvements are transferred from the General Fund to the Facilities Improvement Fund. General Fund dollars allocated to street improvements are transferred from the General Fund to the Street Improvement Fund.

The following is a summary of the capital and facility related budgets included in the General Fund budget for FY 2018:

Capital Improvements	\$ 2,185,631
Street Improvements	2,000,000
Facility Improvements	1,542,000
Total	\$ 5,727,631

Combined, the three areas account for approximately 7.0% of the overall General Fund budget.



Capital Improvements

The FY 2018 proposed budget provides \$2,185,631 for various capital projects of strategic importance to the Council. The projects funded include the following:

Project	Department					Total
	IT	Police	Rec & Parks	Public Works	Vehicle Replace	
Ethernet Routing, Switches	\$ 50,000	\$ -	\$ -	\$ -	\$ -	\$ 50,000
Data Backup and Recovery System	40,000	-	-	-	-	40,000
Neighborhood Area Cameras	-	21,967	-	-	-	21,967
Town Common Renovation	-	-	461,033	-	-	461,033
Westside Park Development	-	-	190,000	-	-	190,000
Eastside Park	-	-	140,000	-	-	140,000
Tar River Legacy Plan	-	-	180,000	-	-	180,000
Other Miscellaneous Projects	-	-	10,602	-	-	10,602
Replacement of Mast Arm Poles	-	-	-	50,000	-	50,000
Traffic Calming	-	-	-	25,000	-	25,000
Street Light Improvements	-	-	-	100,000	-	100,000
Traffic Signal Progression	-	-	-	35,000	-	35,000
Cemetery Enhancements	-	-	-	13,185	-	13,185
Other Miscellaneous Projects	-	-	-	9,000	-	9,000
VRF: Vehicles > \$35,000	-	-	-	-	859,844	859,844
Total	\$ 90,000	\$ 21,967	\$ 981,635	\$ 232,185	\$ 859,844	\$ 2,185,631

Street Improvements

For FY 2018 proposed Street Improvements funding has been increased from \$1.7 million to \$2.0 million. This is in addition to the \$10 million in Street Improvement funding included in the 2015 General Obligation Bond. It is important to note that since FY 2015, the City has appropriated approximately \$17.35 million into Street Improvements. This equates to approximately 100 lane miles of resurfacing! Some of the streets that are included but not limited to are listed below.

Facility Improvements

The FY 2018 proposed budget provides \$1.54 million in appropriations to support the City’s deferred maintenance and infrastructure needs, such as facility improvement projects. This program was created in FY 2015 through a one cent increase in the property tax rate and the reduction of departmental operating expenses. The FY 2018 Facility Improvements budget is allocated to the Recreation & Parks and Public Works departments as follows:



Find yourself in good company®

Recreation and Parks	\$ 811,000
Public Works	731,000
FY 2018 Proposed Budget	<u>\$1,542,000</u>

Other Transfers

Other Transfers account for 8% of the General Fund budget, \$6,874,558 for FY 2018. A portion of the General Fund expenditures is transferred to other funds, such as Debt Service, Sheppard Memorial Library, Housing Division, and the Transit Fund.

The following is a summary of Other Transfers as included in the FY 2018 proposed budget and compared to the FY 2017 budget:

	FY 2016-17 Adopted Budget	FY 2017-18 Proposed Budget
Debt Service Fund	\$ 4,737,002	\$ 4,737,002
Sheppard Memorial Library	1,197,058	1,232,969
Housing Division	292,684	300,806
Transit Fund	565,269	603,781
Capital Reserve Fund	460,000	-
Imperial Site Project Fund	1,040,000	-
Total	<u>\$ 8,292,013</u>	<u>\$ 6,874,558</u>

~ OTHER FUNDS ~

Debt Service Fund

The Debt Service Fund accounts for payment of the City’s obligated debt as financed by General Fund revenue and the occupancy tax. Transfers are made throughout the fiscal year from the General Fund to the Debt Service Fund to cover the principal and interest payments. The proposed FY 2018 budget revenues for the Debt Service Fund stand at \$5,448,934, which does not represent a change from the FY 2018 Financial Plan that was approved by City Council in June of 2016. Per the Long Term Debt Strategy, the City’s intention is to fund future capital projects within the level of current debt service being financed through the General Fund without an increase in property tax. As debt service is retired, the savings will be reinvested into newly obligated debt to finance additional capital projects.



Stormwater Utility Fund

The FY 2018 proposed budget for the Stormwater Utility Fund does not represent a change from the FY 2018 Financial Plan that was approved by City Council in June of 2016. The FY 2017 adopted budget included an increase of \$.50 per ERU per month. The FY 2018 approved Financial Plan also included an additional \$.50 per ERU per month. The following is a summary of the change in the monthly stormwater fee since FY 2015 including the FY 2018 proposed budget:

Fiscal Year	Monthly Rate	Change
FY 2015 Actual	\$ 3.85	\$ 0.50
FY 2016 Actual	4.35	0.50
FY 2017 Actual	4.85	0.50
FY 2018 Proposed	5.35	0.50

A five-year stormwater plan was developed to address stormwater needs citywide. This approach includes the recently completed basin modeling study, a significant investment in the Town Creek Culvert project, and a reliable funding source for other stormwater system needs. The stormwater utility fees are projected to generate revenues of \$5,928,998 for FY 2018. The basin modeling study identified approximately \$100 million in capital projects over the next 20 years in order to address drainage concerns. This level of future capital projects will require a significant increase in funding, above that included in FY 2018 proposed fee structure, in order to complete.

Public Transportation/Transit Fund

The majority of revenues for this fund are generated by grant income. For FY 2018, projected grant revenues are \$1,757,197. The original transfer from the general fund was \$636,781 but has been reduced slightly by \$33,000 down to \$603,781.

Housing Fund

For FY 2018, projected grant revenues are \$1,424,149. The original transfer from the General Fund was \$307,806 but has been reduced by a minimal \$7,000 down to \$300,806.



Sanitation Fund

The FY 2018 budget for the Sanitation Fund does not represent a change from the FY 2018 Financial Plan that was approved by City Council in June of 2016. The City continues with its multi-year plan to modernize its sanitation collection practices. This plan includes the elimination of backyard service on July 1, 2017. To make the service self-supporting, the FY 2017 adopted budget included a \$.50 per month rate increase for basic curbside collection as well as multi-family collection. The FY 2018 approved Financial Plan included a \$.25 per month rate increase for basic curbside collection as well as multi-family collection. Fee changes for both fiscal years are reflected below:

Service Type	Proposed Rate for FY 2017 (Per Month) Increase by \$.50	FY 2017 Revenues	Proposed Rate for FY 2018 (Per Month) Increase by \$.25	FY 2018 Revenues
Curbside (Basic)	\$15.75	\$7,481,586	\$16.00	\$7,449,600
Backyard (Premium)	\$44.30		-	
Multi-Family	\$15.75		\$16.00	

The Sanitation Fund continues to make annual transfers in the amount of \$250,000 annually to the Vehicle Replacement Fund as repayment of a one-time transfer of \$750,000 made in FY 2016. Repayment started in FY 2017 and will end in FY 2019, at which time the Sanitation Fund will begin repayment to the General Fund for capital investments made in the sanitation program.

Fleet Maintenance Fund

The Fleet Maintenance Fund provides assistance and maintenance to all City fleet vehicles. Maintenance includes, but is not limited to, auto body repair, welding, small equipment repair, and tire repair. This department also provides fuel to City vehicles. Currently, there is a study underway regarding our fleet maintenance program. No changes are proposed from the original FY 2018 Plan.

Vehicle Replacement Fund

The Vehicle Replacement Fund is an internal service fund used to account for revenues and expenses associated with vehicles and other capital equipment purchased by the City. For FY 2018, the transfer from City departments will remain at \$3,328,636 as was in the original plan. This fund continues to pay approximately \$250,000 to the Sanitation Fund.

Health Fund

There will be no changes from the FY 2018 Plan to the FY 2018 Proposed. The City, in combination with Greenville Utilities Commission, operates a self-insured health insurance program through Cigna that is funded by both employer and employee contributions.

SUMMARY

Per the direction of the City Council, staff continues to prepare a budget that brings revenue and expenditure projections together. Staff continues to monitor certain legislation changes proposed in the North Carolina General Assembly, as well as the Federal Government, which could have a significant impact on projected municipal revenues and expenses.

I am grateful for the support the City Council has provided to address the needs of a growing city that will enhance the quality of life for its citizens. I would like to thank the City department heads and staff for their dedication and commitment in the preparation of this budget. We asked each of them to closely review their budget and consider reductions to help bring the budget into balance. They all responded with complete professionalism and effort. I would specifically like to recognize the contributions of Assistant City Manager Michael Cowin and the Budget and Evaluation Division.

I am confident that this budget will support the City Council and the entire City organization in fulfilling its mission to provide all citizens high-quality services in an open, inclusive, professional, and transparent manner, ensuring a community of excellence now and in the future.

Respectfully submitted,

A handwritten signature in cursive script that reads 'Barbara Lipscomb'.

Barbara Lipscomb
City Manager

FY 2017-18 Proposed Budget

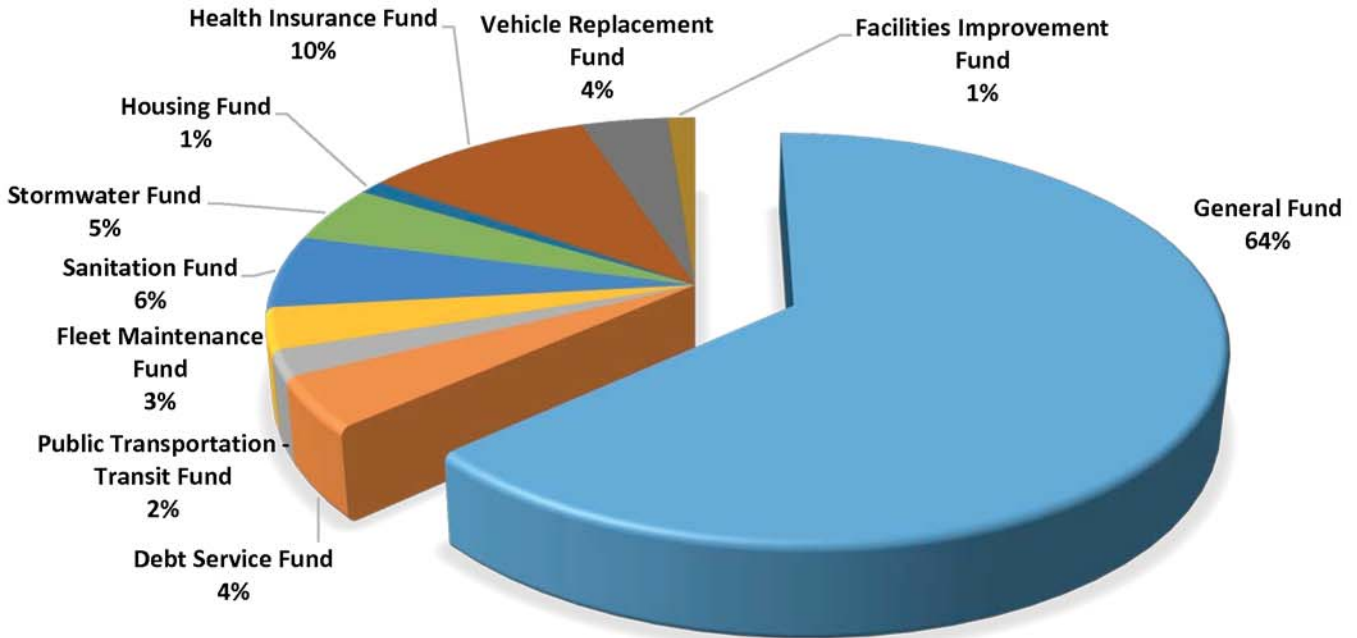


Find yourself in good company®

Budget Comparison City Managed Funds

CITY OF GREENVILLE
BUDGET COMPARISON OF CITY MANAGED FUNDS
FOR FISCAL YEAR 2018

Fund	2015 Actual	2016 Actual	2017 Budget	2018 Proposed	% Change
General Fund	\$ 77,407,669	\$ 78,092,981	\$ 82,640,550	\$ 81,913,799	-0.9%
Debt Service Fund	4,749,894	10,991,661	5,433,438	5,448,934	0.3%
Public Transportation - Transit Fund	4,157,308	2,638,981	2,530,012	2,740,992	8.3%
Fleet Maintenance Fund	3,575,629	4,058,800	4,240,378	4,337,071	2.3%
Sanitation Fund	7,571,736	7,460,008	7,647,951	7,619,286	-0.4%
Stormwater Fund	4,522,239	4,905,213	5,850,219	5,928,998	1.3%
Housing Fund	1,690,458	1,251,636	1,416,027	1,424,149	0.6%
Health Insurance Fund	12,336,663	12,233,779	12,785,572	13,135,690	2.7%
Vehicle Replacement Fund	2,854,810	2,161,930	5,066,743	4,934,770	-2.6%
Facilities Improvement Fund	1,545,434	1,579,180	1,590,000	1,542,000	-3.0%
Capital Reserve Fund	43,370	1,447,851	2,083,419	-	-100.0%
Total	\$ 120,455,210	\$ 126,822,020	\$ 131,284,309	\$ 129,025,689	-1.7%



FY 2017-18 Proposed Budget



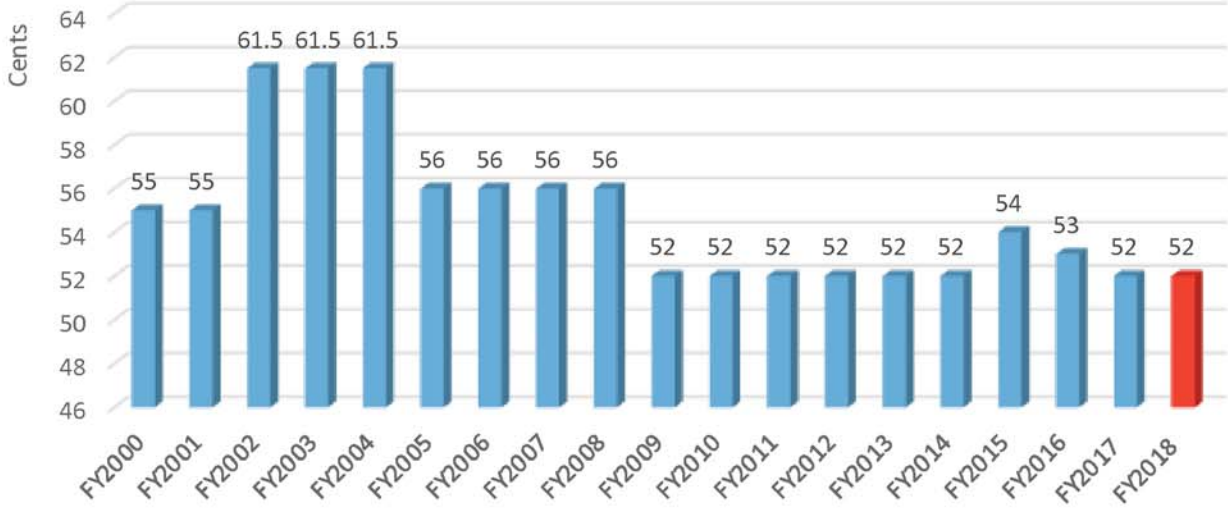
Find yourself in good company®

General Fund Budget Summary

General Fund

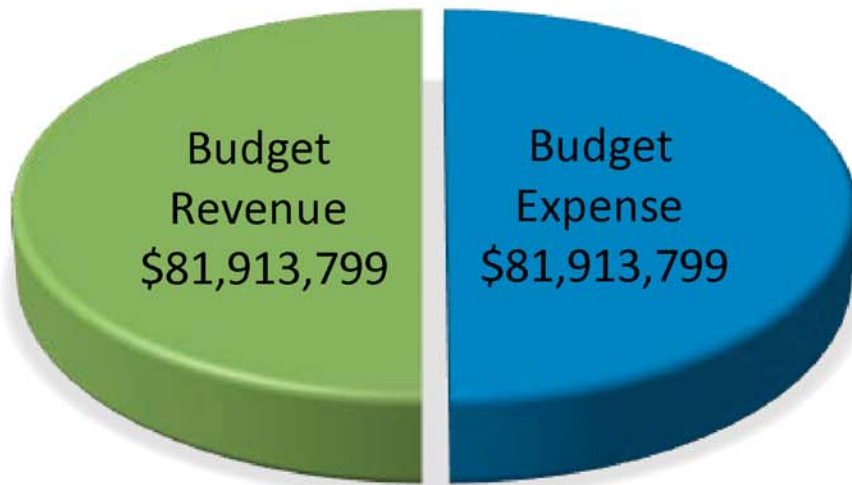
The General Fund is established to account for the revenues and expenditures in operating the general functions of a non-proprietary nature. This fund receives ad valorem tax revenues, state shared revenues, licenses, permits, and fees. The major operating activities include general government, police, fire, public works, recreation and parks, and other governmental service functions.

CITY OF GREENVILLE
AD VALOREM PROPERTY TAX RATE
FOR FISCAL YEAR 2018



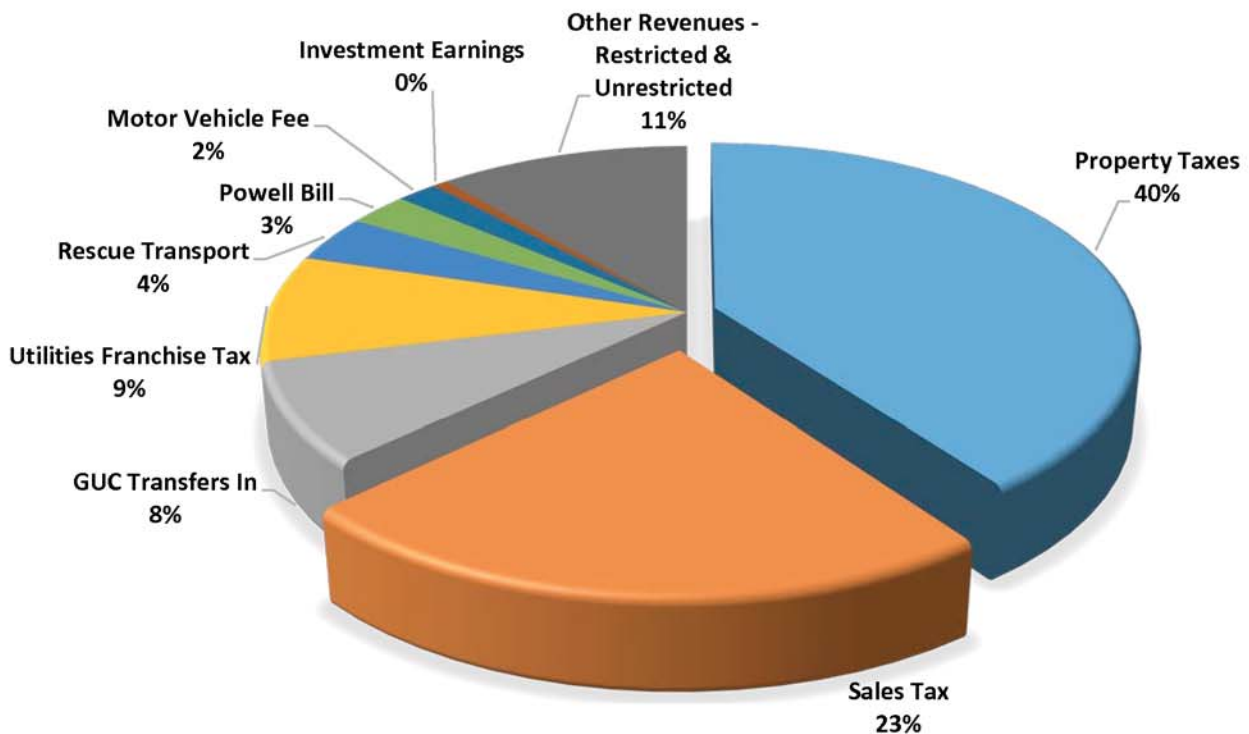
CITY OF GREENVILLE
SUMMARY OF BUDGET PROPOSAL FOR GENERAL FUND
FOR FISCAL YEAR 2018

2017-18 Budget Plan	\$81,950,799
Budget Adjustment	<u>(37,000)</u>
2017-18 Proposed Budget	\$81,913,799
% Decrease	-0.05%



CITY OF GREENVILLE
BUDGET PROPOSAL FOR GENERAL FUND REVENUES
FOR FISCAL YEAR 2018

	2015 Actual	2016 Actual	2017 Budget	2018 Proposed
Property Taxes	\$ 31,860,174	\$ 31,760,125	\$ 32,444,935	\$ 32,750,000
Sales Tax	16,588,706	17,289,708	17,831,023	18,823,000
GUC Transfers In	6,505,044	7,383,935	6,459,112	6,651,919
Utilities Franchise Tax	6,282,750	6,949,180	7,158,899	7,102,077
Rescue Transport	3,499,651	3,033,907	3,096,519	3,127,484
Powell Bill	2,235,741	2,220,065	2,220,065	2,220,065
Motor Vehicle Fee	1,096,015	1,015,680	1,383,674	1,503,457
Inspections	1,084,774	658,573	916,402	950,000
Recreation	2,007,186	1,864,639	1,979,690	1,999,487
Investment Earnings	363,857	683,778	500,000	500,000
Other Revenues - Restricted & Unrestricted	5,883,771	5,233,391	6,854,237	5,107,966
Appropriated Fund Balance				
General Fund	-	-	1,078,808	465,766
Powell Bill	-	-	717,186	712,578
Subtotal	\$ 77,407,669	\$ 78,092,981	\$ 82,640,550	\$ 81,913,799

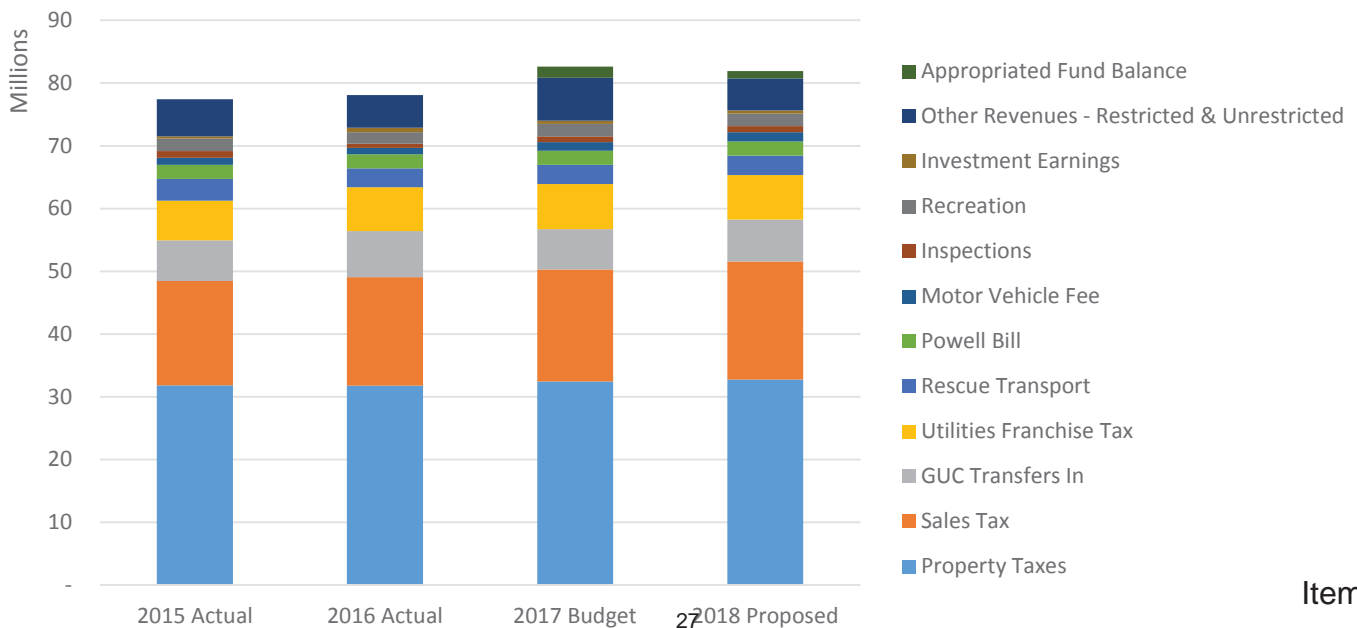


CITY OF GREENVILLE
BUDGET PROPOSAL FOR GENERAL FUND REVENUES
FOR FISCAL YEAR 2018

	2015 Actual	2016 Actual	2017 Budget	2018 Proposed
Unrestricted Intergovernmental				
Property Taxes				
Current Year Taxes	\$ 28,938,765	\$ 28,842,926	\$ 29,694,435	\$ 29,944,490
Motor Vehicle Taxes	2,884,760	2,994,670	2,907,541	2,965,692
Prior Years Taxes	281,964	204,359	146,159	149,082
Tax Penalties & Interest	220,768	172,176	183,784	187,460
Tax Discounts	(316,067)	(409,232)	(404,197)	(412,281)
Tax Refunds	(150,016)	(44,774)	(82,787)	(84,443)
Subtotal	\$ 31,860,174	\$ 31,760,125	\$ 32,444,935	\$ 32,750,000
Other Unrestricted Intergovernmental				
Sales Taxes	16,588,706	17,289,708	17,831,023	18,823,000
Rental Vehicle - Gross Receipts	127,304	142,723	130,763	133,378
Video Program & Supplemental PEG	908,091	871,962	914,621	923,767
Motor Vehicle Fee	1,096,015	1,015,680	1,383,674	1,503,457
Payment in Lieu of Taxes	51,075	46,584	51,075	51,075
State Fire Protection	380,431	386,926	390,000	390,000
Utilities Franchise Tax	6,282,750	6,949,180	7,158,899	7,102,077
Wine & Beer	416,085	390,180	432,937	437,266
Subtotal	\$ 25,850,457	\$ 27,092,943	\$ 28,292,992	\$ 29,364,020
Restricted Intergovernmental				
Traffic Control Lights Maintenance	290,776	(78,869)	157,000	157,000
Street Sweeper Agreement	50,070	25,035	25,035	25,035
Reimbursable Agreements	-	-	503,000	-
Federal Forfeiture Money	69,237	-	-	-
Powell Bill State Allocation	2,235,741	2,220,065	2,220,065	2,220,065
Special State/Federal/Local Grants	32,698	-	13,186	13,186
Controlled Substance Tax	30,744	34,173	-	-
Police Department Grants	313	-	-	-
Task Force Overtime Reimbursement	25,044	-	-	-
Section 104 F Planning Grant MPO	160,358	91,763	225,280	225,280
Recreation & Parks Donations - Restricted	90,703	72,837	-	-
Subtotal	\$ 2,985,684	\$ 2,365,004	\$ 3,143,566	\$ 2,640,566
Licenses, Permits & Fees				
Privilege Licenses	724,810	23	-	-
Inspection Division Permits	1,084,774	658,573	916,402	950,000
Planning Fees	102,943	135,975	109,625	110,721
Recreation Department Activity Fees	2,007,186	1,864,639	1,979,690	1,999,487
Police Fees	1,243,985	1,344,499	1,205,625	1,229,621
Engineering Fees	14,973	29,981	14,386	14,508
Fire / Rescue Fees	229,511	202,061	207,955	208,455
Subtotal	\$ 5,408,182	\$ 4,235,751	\$ 4,433,683	\$ 4,512,792

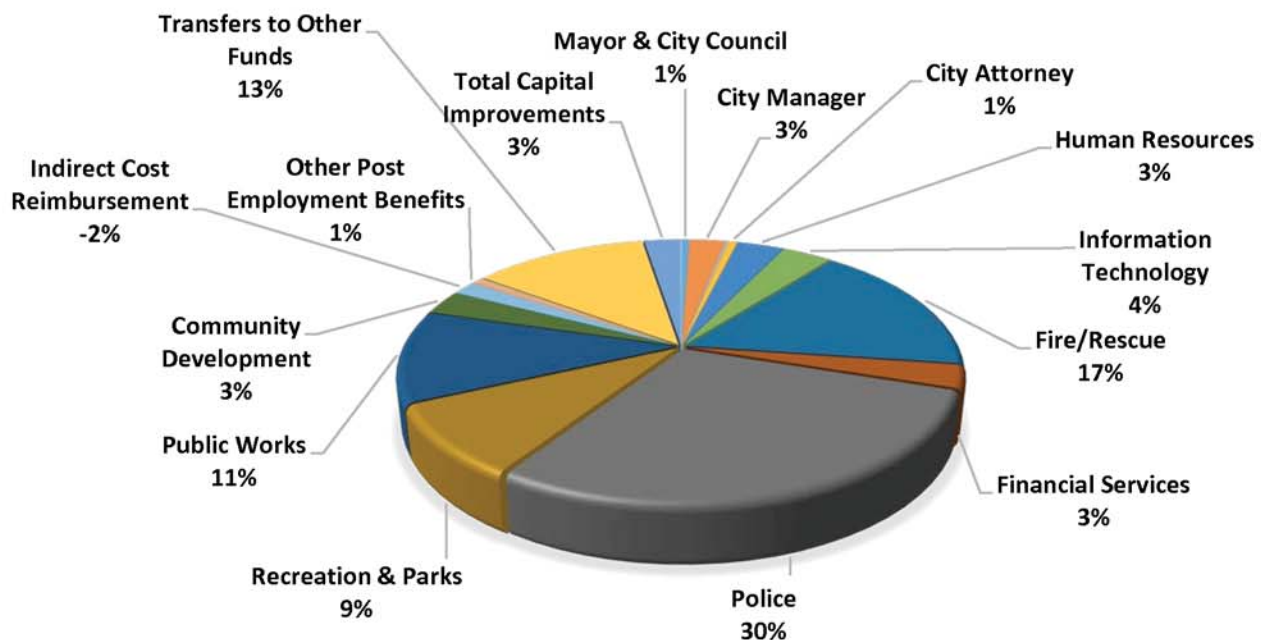
CITY OF GREENVILLE
BUDGET PROPOSAL FOR GENERAL FUND REVENUES
FOR FISCAL YEAR 2018

	2015 Actual	2016 Actual	2017 Budget	2018 Proposed
Sales & Services				
Rescue Service Transport	3,499,651	3,033,907	3,096,519	3,127,484
Leased Parking & Meters	171,459	186,697	178,386	178,386
Parking Violations	188,324	297,783	200,000	216,363
Other Sales & Services	482,884	361,545	343,328	-
Subtotal	<u>\$ 4,342,318</u>	<u>\$ 3,879,932</u>	<u>\$ 3,818,233</u>	<u>\$ 3,522,233</u>
Other Revenues				
Donations	8,121	-	-	-
Sale of Property	7,139	70,435	1,525,758	26,016
Other Revenue	18,822	179,279	226,277	767,909
Subtotal	<u>\$ 34,082</u>	<u>\$ 249,714</u>	<u>\$ 1,752,035</u>	<u>\$ 793,925</u>
Investment Earnings				
Investment Earnings	<u>\$ 363,857</u>	<u>\$ 683,778</u>	<u>\$ 500,000</u>	<u>\$ 500,000</u>
Other Financing Sources				
Transfer in GUC	6,505,044	7,383,935	6,459,112	6,651,919
Transfer from Capital Reserve	-	50,000	-	-
Transfer from Sanitation	-	58,942	-	-
Other Transfers	57,871	332,857	-	-
Appropriated Fund Balance - General Fund	-	-	1,078,808	465,766
Appropriated Fund Balance - Powell Bill	-	-	717,186	712,578
Subtotal	<u>\$ 6,562,915</u>	<u>\$ 7,825,734</u>	<u>\$ 8,255,106</u>	<u>\$ 7,830,263</u>
Total Revenues not including Other Financing Sources	<u>70,844,754</u>	<u>70,267,247</u>	<u>74,385,444</u>	<u>74,083,536</u>
Total Revenues including Other Financing Sources	<u>\$ 77,407,669</u>	<u>\$ 78,092,981</u>	<u>\$ 82,640,550</u>	<u>\$ 81,913,799</u>



CITY OF GREENVILLE
BUDGET PROPOSAL FOR GENERAL FUND EXPENDITURES
FOR FISCAL YEAR 2018

	2015 Actual	2016 Actual	2017 Budget	2018 Proposed
Mayor & City Council	\$ 363,076	\$ 399,017	\$ 378,265	\$ 457,998
City Manager	1,060,062	1,257,272	2,181,371	2,077,618
City Clerk	261,408	232,546	244,879	265,083
City Attorney	456,107	468,044	455,059	460,767
Human Resources	2,412,518	3,607,855	2,796,037	2,790,698
Information Technology	2,909,254	3,263,760	2,963,382	2,993,452
Fire/Rescue	12,839,310	13,630,366	13,568,513	14,023,486
Financial Services	2,454,669	2,490,011	2,487,958	2,428,481
Police	22,575,236	23,551,071	23,087,392	24,750,354
Recreation & Parks	7,400,170	7,644,946	7,572,763	7,573,949
Public Works	7,924,225	8,471,925	9,470,961	9,686,950
Community Development	2,466,066	2,624,262	2,661,558	2,562,292
Total by Department	\$ 63,122,101	\$ 67,641,075	\$ 67,868,138	\$ 70,071,129
Indirect Cost Reimbursement	\$ (1,284,768)	\$ (1,390,869)	\$ (1,432,859)	\$ (1,459,519)
Other Post Employment Benefits	400,000	450,000	500,000	500,000
Contingency	-	-	150,000	200,000
Total Expenses by Department	\$ 62,237,333	\$ 66,700,205	\$ 67,085,279	\$ 69,311,610
Transfers to Other Funds	\$ 11,408,692	\$ 11,116,896	\$ 11,582,013	\$ 10,416,558
Total Capital Improvements	2,596,181	78,419	3,973,258	2,185,631
Total General Fund	\$ 76,242,206	\$ 77,895,520	\$ 82,640,550	\$ 81,913,799

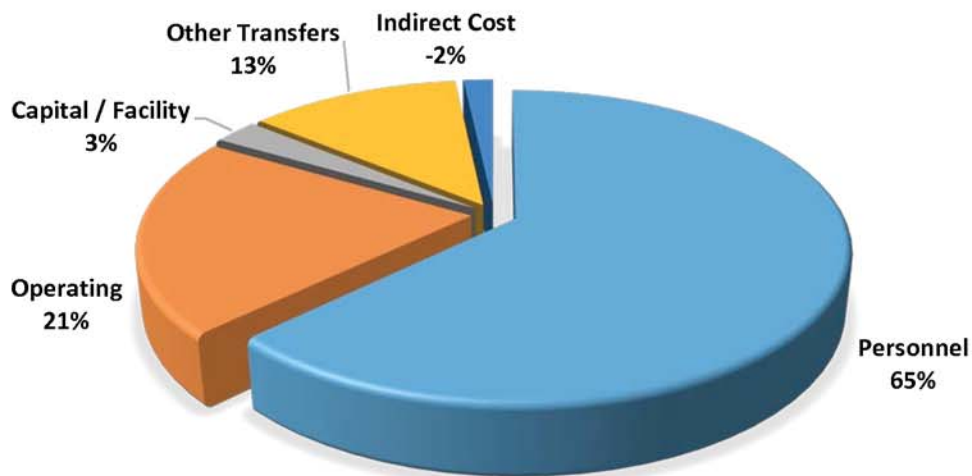


CITY OF GREENVILLE
BUDGET PROPOSAL FOR GENERAL FUND EXPENDITURES
FOR FISCAL YEAR 2018

	<u>2015 Actual</u>	<u>2016 Actual</u>	<u>2017 Budget</u>	<u>2018 Proposed</u>
Personnel				
Regular Salaries	31,341,269	32,322,096	33,699,614	35,258,772
Overtime Salaries	1,000,421	1,229,450	1,165,338	1,456,762
Off-Duty	413,046	369,374	237,838	237,838
Allowances	459,223	366,982	467,940	459,540
FICA	2,419,415	2,500,280	2,355,312	2,703,818
Retirement	2,235,190	2,229,691	2,243,874	2,732,279
Health Insurance	7,940,242	8,113,249	8,946,371	8,691,174
Group Life Insurance	72,915	93,162	116,118	140,398
Workers Compensation	663,609	630,099	656,068	559,512
Education/Training Assistance	28,087	52,549	17,100	30,000
401K Program	817,076	837,572	811,488	903,386
Other Personnel Expense	128,210	102,344	179,895	92,209
Total Personnel	\$ 47,518,703	\$ 48,846,846	\$ 50,896,956	\$ 53,265,688
Operating				
Contracted Services	3,168,977	3,661,916	3,787,361	3,760,647
Supplies & Equipment	3,838,932	4,137,821	3,417,302	3,329,310
Utilities/Fuel	3,103,161	2,984,295	3,351,600	3,285,729
Maintenance	1,263,631	1,247,705	1,451,609	1,493,001
Fleet Expense	1,539,797	1,688,938	1,966,140	1,960,170
Technology	913,622	1,181,658	1,265,057	1,271,348
Liability Insurance	1,025,774	1,533,970	811,000	811,000
Other Post-Employment Benefits	400,000	450,000	500,000	500,000
Travel & Training	338,264	318,879	386,034	378,245
Contingency	-	-	150,000	200,000
Elections	-	63,362	-	-
Other Expense	411,240	300,172	497,061	515,991
Total Operating	\$ 16,003,398	\$ 17,568,717	\$ 17,583,164	\$ 17,505,441
Capital Outlay / Capital Improvements	2,596,181	1,753,930	4,011,276	2,185,631
Total Capital	\$ 2,596,181	\$ 1,753,930	\$ 4,011,276	\$ 2,185,631

**CITY OF GREENVILLE
BUDGET PROPOSAL FOR GENERAL FUND EXPENDITURES
FOR FISCAL YEAR 2018**

	2015 Actual	2016 Actual	2017 Budget	2018 Proposed
Transfers				
Facilities Improvement Fund	1,545,434	1,579,180	1,590,000	1,542,000
Street Improvement Program	2,650,000	1,138,000	1,700,000	2,000,000
Debt Service Fund	4,113,477	4,281,286	4,737,002	4,737,002
Sheppard Memorial Library	1,248,774	1,162,192	1,197,058	1,232,969
Housing Division	211,327	235,561	292,684	300,806
Transit Fund	711,443	712,963	565,269	603,781
Capital Reserve Fund	43,369	1,447,301	460,000	-
Imperial Site Project Fund	-	-	1,040,000	-
South Greenville Project	200,000	81,000	-	-
FEMA - Hurricane Irene	180,592	-	-	-
COPS Law Enforcement	262,968	-	-	-
Other Transfers	241,308	479,412	-	-
Total Transfers	\$ 11,408,692	\$ 11,116,896	\$ 11,582,013	\$ 10,416,558
Indirect Cost Reimbursement	(1,284,768)	(1,390,869)	(1,432,859)	(1,459,519)
Total Expenditures	\$ 76,242,206	\$ 77,895,520	\$ 82,640,550	\$ 81,913,799



FY 2017-18 Proposed Budget



Find yourself in good company®

Other Fund Budget Summaries

Other Funds

This section will include the revenues and expenses for the following funds:

- Debt Service Fund
- Public Transportation
- Fleet Maintenance
- Sanitation
- Stormwater
- Housing
- Health Insurance
- Vehicle Replacement
- Facilities Improvement
- Capital Reserve

FY 2017-18 Proposed Budget



Find yourself in good company®

Debt Service Fund Budget Summary

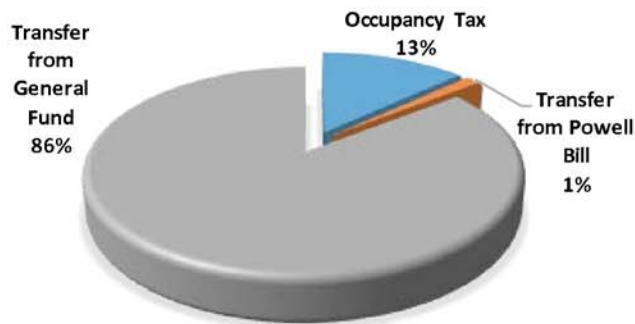
Debt Service Fund

The Debt Service Fund accounts for the payment of the City's debt. When payments are due, the General Fund transfers the needed funds into this fund for payment.

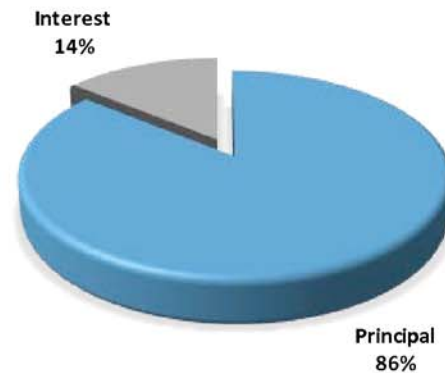
**CITY OF GREENVILLE
DEBT SERVICE FUND
FOR FISCAL YEAR 2018**

	2015 Actual	2016 Actual	2017 Budget	2018 Proposed
Revenues:				
Occupancy Tax	\$ 636,088	\$ 520,822	\$ 696,436	\$ 711,932
Transfer from Powell Bill	66,107	49,845	68,677	73,299
Transfer from General Fund	4,047,370	4,231,441	4,668,325	4,663,703
Bond Proceeds	-	6,185,392	-	-
Investment Earnings	329	4,161	-	-
Total	\$ 4,749,894	\$ 10,991,661	\$ 5,433,438	\$ 5,448,934
Expenses:				
Principal	\$ 3,766,065	\$ 3,808,442	\$ 4,606,181	\$ 4,682,088
Interest	1,024,261	815,107	827,257	766,846
Closing Costs	-	6,248,200	-	-
Transfer to South Greenville Center	-	102,500	-	-
Other	9,671	56,050	-	-
Total	\$ 4,799,997	\$ 11,030,298	\$ 5,433,438	\$ 5,448,934

DEBT SERVICE REVENUES



DEBT SERVICE EXPENSES



FY 2017-18 Proposed Budget



Find yourself in good company®

Public Transportation Budget Summary

Public Transportation Fund

Planning activities remain approximately the same and are reimbursed at 80% from Federal funds. Federal operating funding remains at 50% of the total. Capital items and ADA service and preventative maintenance items requested are reimbursable at 80% Federal share.

**CITY OF GREENVILLE
PUBLIC TRANSPORTATION FUND
FOR FISCAL YEAR 2018**

	2015 Actual	2016 Actual	2017 Budget	2018 Proposed
Revenues:				
Grant Income	\$ 3,043,669	\$ 1,642,200	\$ 1,584,729	\$ 1,757,197
Bus Fare/Ticket Sales	319,129	281,058	380,014	380,014
Other Revenues	83,067	2,759	-	-
Transfer from General Fund	711,443	712,963	565,269	603,781
Appropriated Fund Balance	-	-	-	-
Total	<u>\$ 4,157,308</u>	<u>\$ 2,638,981</u>	<u>\$ 2,530,012</u>	<u>\$ 2,740,992</u>
Expenses:				
Personnel	\$ 1,114,361	\$ 1,114,245	\$ 1,099,591	\$ 1,177,241
Operating	797,856	1,087,378	1,013,309	1,141,561
Capital	2,071,804	347,945	417,112	422,190
Other	-	(419,782)	-	-
Total	<u>\$ 3,984,021</u>	<u>\$ 2,129,787</u>	<u>\$ 2,530,012</u>	<u>\$ 2,740,992</u>



FY 2017-18 Proposed Budget



Find yourself in good company®

Fleet Maintenance Budget Summary

Fleet Maintenance

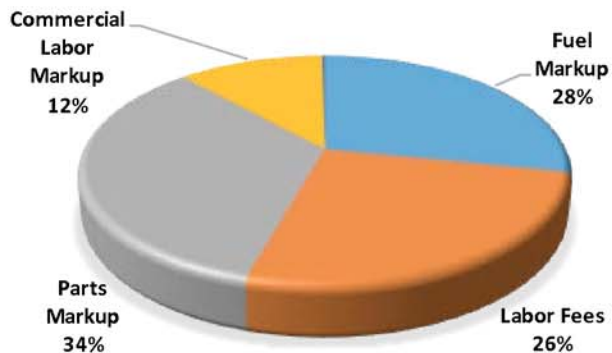
The Fleet Maintenance Fund has been established as an internal service fund to account for charge-backs to the respective departments of the City for labor, fuel, and parts for items needed to maintain City vehicles. The creation of this fund will assist the City in more accurately reflecting the true costs of the vehicle maintenance by department.

**CITY OF GREENVILLE
FLEET MAINTENANCE FUND
FOR FISCAL YEAR 2018**

	2015 Actual	2016 Actual	2017 Budget	2018 Proposed
Revenues:				
Fuel Markup	\$ 1,095,091	\$ 935,828	\$ 1,169,099	\$ 1,222,336
Labor Fees	939,388	1,261,071	1,142,540	1,136,773
Parts Markup	1,093,418	1,208,087	1,434,129	1,471,233
Commercial Labor Markup	438,418	613,651	484,925	496,796
Other	9,314	40,163	9,685	9,933
Total	<u>\$ 3,575,629</u>	<u>\$ 4,058,800</u>	<u>\$ 4,240,378</u>	<u>\$ 4,337,071</u>

Expenses:				
Personnel	\$ 1,397,377	\$ 1,364,193	\$ 1,408,128	\$ 1,466,383
Operating	2,677,115	2,585,079	2,832,250	2,870,688
Capital	-	-	-	-
Transfer to General Fund	-	8,487	-	-
Other	-	(19,344)	-	-
Total	<u>\$ 4,074,492</u>	<u>\$ 3,938,415</u>	<u>\$ 4,240,378</u>	<u>\$ 4,337,071</u>

FLEET MAINTENANCE REVENUES



FLEET MAINTENANCE EXPENSES



FY 2017-18 Proposed Budget



Find yourself in good company®

Sanitation Fund Budget Summary

Sanitation Fund

The Sanitation Fund is established to account for the user charges, fees, and all operating costs associated with the operation of the Sanitation Division operated through the Public Works Department of the City. The Sanitation Division offers comprehensive solid waste services such as garbage, recyclable, bulky trash, leaf collection, as well as mosquito and rodent control. A rate increase of \$0.25/per month is proposed for the next year as to move forward with the elimination of backyard service and to make the service self-supporting.

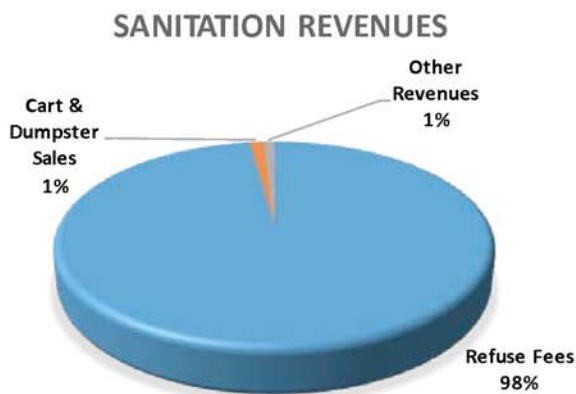
Scheduled Changes in Monthly Rates

	Back Yard Rates		Curbside Rates	
	Monthly Rate	Change	Monthly Rate	Change
2015 Actual	\$ 43.55	\$ 1.25	\$ 14.50	\$ 1.25
2016 Actual	44.30	0.75	15.25	0.75
2017 Actual	44.30	-	15.75	0.50
2018 Projected	-	-	16.00	0.25
2019 Projected	-	-	16.25	0.25
2020 Projected	-	-	16.50	0.25

**CITY OF GREENVILLE
SANITATION FUND
FOR FISCAL YEAR 2018**

	2015 Actual	2016 Actual	2017 Budget	2018 Proposed
Revenues:				
Refuse Fees	\$ 7,015,305	\$ 7,307,613	\$ 7,481,586	\$ 7,449,600
Cart & Dumpster Sales	91,196	66,866	93,020	94,880
Other Revenues	105,235	85,529	73,345	74,806
Transfer from General Fund	-	-	-	-
Bond Proceeds	360,000	-	-	-
Total	\$ 7,571,736	\$ 7,460,008	\$ 7,647,951	\$ 7,619,286

Expenses:				
Personnel	\$ 3,178,689	\$ 2,951,139	\$ 2,950,369	\$ 3,135,859
Operating	3,239,932	2,885,696	4,076,855	3,963,668
Capital	608,034	326,401	200,000	101,606
Debt Service	57,991	58,942	170,727	168,153
Contra Expense	-	(48,359)	-	-
Transfer to Vehicle Replacement Fund	-	-	250,000	250,000
Total	\$ 7,084,646	\$ 6,173,819	\$ 7,647,951	\$ 7,619,286



FY 2017-18 Proposed Budget



Find yourself in good company®

Stormwater Fund Budget Summary

Stormwater Fund

The Stormwater Utility Fund is an enterprise fund established to implement the City's Stormwater Management Program. Revenue for this program is generated through a Stormwater fee paid by citizens owning improved property with buildings, parking lots, driveways, etc. The Stormwater Management Program is implemented through the Public Works Department's Engineering and Street Maintenance Divisions. It is directed at compliance with Federal and State environmental regulations through the implementation of local development regulations, capital improvements, and storm drain maintenance. A fee increase of \$0.50/ERU is proposed for the next year so as to move forward with the Watershed Master Plan and complete various other projects of high priority.

Scheduled Changes in Monthly Rates

	Monthly Rate	Change
2015 Actual	\$ 3.85	\$ 0.50
2016 Actual	4.35	0.50
2017 Actual	4.85	0.50
2018 Projected	5.35	0.50
2019 Projected	5.35	-
2020 Projected	5.35	-

**CITY OF GREENVILLE
STORMWATER FUND
FOR FISCAL YEAR 2018**

	<u>2015 Actual</u>	<u>2016 Actual</u>	<u>2017 Budget</u>	<u>2018 Proposed</u>
Revenues:				
Stormwater Utility Fee	\$ 4,354,309	\$ 4,932,955	\$ 5,374,886	\$ 5,928,998
Other Revenues	167,930	(28,221)	-	-
Transfer from Other Funds	-	479	-	-
Appropriated Fund Balance	-	-	475,333	-
Total	<u>\$ 4,522,239</u>	<u>\$ 4,905,213</u>	<u>\$ 5,850,219</u>	<u>\$ 5,928,998</u>
Expenses:				
Personnel	\$ 1,261,563	\$ 1,268,564	\$ 1,427,041	\$ 1,487,637
Operating	1,333,290	757,434	1,423,178	1,398,361
Capital	3,112,364	209,153	3,000,000	3,043,000
Other Expenses	-	(115,352)	-	-
Transfer Out	257,515	406,056	-	-
Total	<u>\$ 5,964,732</u>	<u>\$ 2,525,855</u>	<u>\$ 5,850,219</u>	<u>\$ 5,928,998</u>

STORMWATER REVENUES



STORMWATER EXPENSES



FY 2017-18 Proposed Budget



Find yourself in good company®

Housing Fund Budget Summary

Housing Fund

The Housing Division administers US Department of Housing and Urban Development Community Development Block Grant Funds and Local Bond Funds. The funds are used to develop programs to serve low and moderate-income households. To this end, this fund is responsible for monitoring programs for compliance with local, state, and federal program standards. This fund also provides housing rehabilitation assistance to owner occupants, assistance to nonprofit agencies, down-payment assistance to homebuyers, acquisition and demolition of substandard structures, and program administrative funding.

**CITY OF GREENVILLE
HOUSING FUND
FOR FISCAL YEAR 2018**

	2015 Actual	2016 Actual	2017 Budget	2018 Proposed
Revenues:				
CDBG Grant Income	\$ 1,006,478	\$ 684,002	\$ 796,296	\$ 796,296
HOME Grant Income	446,867	332,073	327,047	327,047
Program Income	25,786	-	-	-
Transfer from General Fund	211,327	235,561	292,684	300,806
Total	<u>\$ 1,690,458</u>	<u>\$ 1,251,636</u>	<u>\$ 1,416,027</u>	<u>\$ 1,424,149</u>
Expenses:				
Personnel	\$ 285,248	\$ 261,773	\$ 463,182	\$ 485,655
Operating	1,383,869	957,880	952,845	938,494
Capital	-	29,987	-	-
Transfer Out	-	9,960	-	-
Total	<u>\$ 1,669,117</u>	<u>\$ 1,259,601</u>	<u>\$ 1,416,027</u>	<u>\$ 1,424,149</u>

HOUSING REVENUES



HOUSING EXPENSES



FY 2017-18 Proposed Budget



Find yourself in good company®

Health Fund Budget Summary

Health Fund

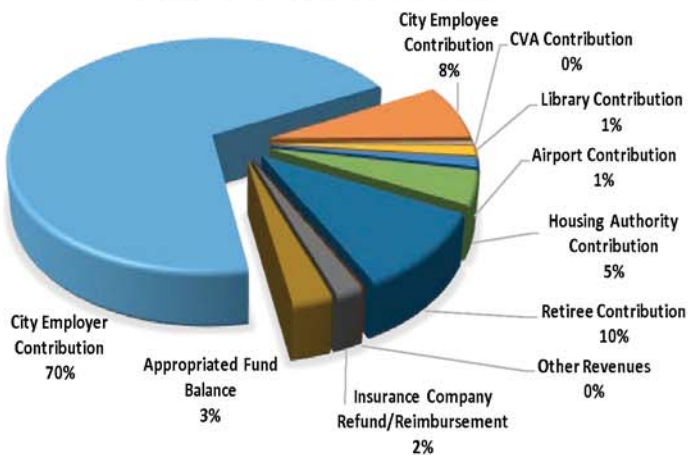
The Health Fund is used to account for the administration of the City's health insurance program.

**CITY OF GREENVILLE
HEALTH FUND
FOR FISCAL YEAR 2018**

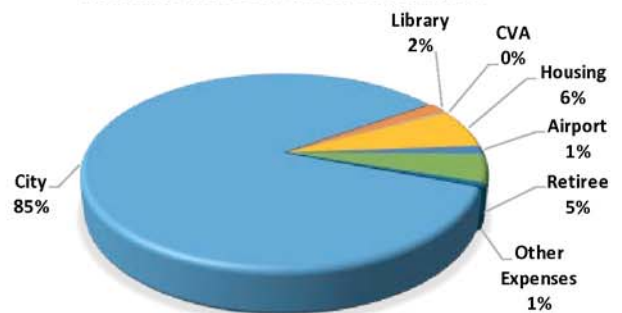
	2015 Actual	2016 Actual	2017 Budget	2018 Proposed
Revenues:				
City Employer Contribution	\$ 8,394,660	\$ 7,878,601	\$ 8,837,053	\$ 9,197,718
City Employee Contribution	1,624,498	1,619,812	1,245,311	991,464
CVA Contribution	45,988	47,936	48,670	51,713
Library Contribution	177,134	166,147	176,895	182,536
Airport Contribution	158,947	157,489	168,179	173,411
Housing Authority Contribution	597,920	581,240	581,284	599,541
Retiree Contribution	1,094,678	1,401,474	1,311,058	1,349,309
Other Revenues	86	94	4,246	4,246
Insurance Company Refund/Reimbursement	242,752	380,987	240,000	240,000
Appropriated Fund Balance	-	-	172,876	345,752
Total	\$ 12,336,663	\$ 12,233,779	\$ 12,785,572	\$ 13,135,690

Expenses:				
City	\$ 9,854,263	\$ 10,548,236	\$ 10,851,187	\$ 11,137,330
Library	186,670	184,658	209,203	216,313
CVA	38,511	49,495	52,814	54,611
Housing	782,673	804,968	812,915	841,305
Airport	156,146	159,164	177,167	183,234
Retiree	563,766	426,888	592,286	612,897
Other Expenses	56,819	-	90,000	90,000
Total	\$ 11,638,848	\$ 12,173,410	\$ 12,785,572	\$ 13,135,690

HEALTH INSURANCE REVENUES



HEALTH INSURANCE EXPENSES



FY 2017-18 Proposed Budget



Find yourself in good company®

Vehicle Replacement Fund Budget Summary

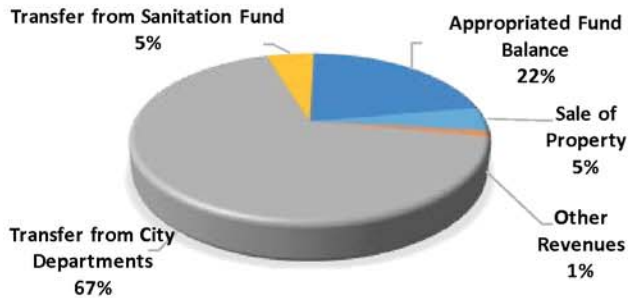
Vehicle Replacement Fund

The Vehicle Replacement Fund accounts for monies to fund the City's capital budget, for the replacement of vehicles. All vehicles/equipment maintained by the Fleet Maintenance Division of the Public Works Department are considered under this fund. This fund minimizes fluctuations in the annual budget for vehicle expenditures and establishes a manageable replacement cycle.

**CITY OF GREENVILLE
VEHICLE REPLACEMENT FUND
FOR FISCAL YEAR 2018**

	<u>2015 Actual</u>	<u>2016 Actual</u>	<u>2017 Budget</u>	<u>2018 Proposed</u>
Revenues:				
Sale of Property	\$ 219,488	\$ 63,819	\$ 223,000	\$ 227,460
Other Revenues	-	-	50,000	51,000
Transfer from City Departments	2,635,322	2,098,112	3,176,826	3,328,636
Transfer from Sanitation Fund	-	-	250,000	250,000
Appropriated Fund Balance	-	-	<u>1,366,917</u>	<u>1,077,674</u>
Total	<u>\$ 2,854,810</u>	<u>\$ 2,161,930</u>	<u>\$ 5,066,743</u>	<u>\$ 4,934,770</u>
Expenses:				
Operating	\$ -	\$ 1,782,721	\$ -	\$ -
Capital	3,334,759	4,320,146	5,066,743	4,934,770
Contra Expense	-	<u>(3,483,687)</u>	-	-
Total	<u>\$ 3,334,759</u>	<u>\$ 2,619,180</u>	<u>\$ 5,066,743</u>	<u>\$ 4,934,770</u>

VEHICLE REPLACEMENT REVENUES



VEHICLE REPLACEMENT EXPENSES



FY 2017-18 Proposed Budget



Find yourself in good company®

Facilities Improvement Fund Budget Summary

Facilities Improvement Fund

The Facilities Improvement Fund accounts for monies to fund deferred maintenance projects as outlined in the City's 10 Year Facilities Improvement Plan. The projects funded include facility operations projects that are overseen by the Public Works department as well as Parks and Recreation improvement projects that are overseen by the Parks and Recreation department. The fund was created back in fiscal year 2014-15 through a \$0.01 increase in the ad valorem property tax rate. The fund receives funding through transfers from the General Fund in an amount needed to fund the annual budgeted projects.

**CITY OF GREENVILLE
FACILITIES IMPROVEMENT FUND
FOR FISCAL YEAR 2018**

	2015 Actual	2016 Actual	2017 Budget	2018 Proposed
Revenues:				
Transfer from General Fund	\$ 1,545,434	\$ 1,579,180	\$ 1,590,000	\$ 1,542,000
Total	<u>\$ 1,545,434</u>	<u>\$ 1,579,180</u>	<u>\$ 1,590,000</u>	<u>\$ 1,542,000</u>
Expenses:				
Depreciation	\$ -	\$ 40,734	\$ -	\$ -
Capital/Capital Improvements	752,770	577,498	1,590,000	1,542,000
Contra Expense	-	(441,254)	-	-
Total	<u>\$ 752,770</u>	<u>\$ 176,979</u>	<u>\$ 1,590,000</u>	<u>\$ 1,542,000</u>

**FACILITIES IMPROVEMENT
REVENUES**



**FACILITIES IMPROVEMENT
EXPENSES**



FY 2017-18 Proposed Budget



Find yourself in good company®

Capital Reserve Fund Budget Summary

Capital Reserve Fund

Capital Reserve Fund is a fund established to set aside and appropriate current funding to future capital projects. Routinely, the Council has transferred unassigned fund balance from the General Fund above the 14% Fund Balance policy into the Capital Reserve Fund to fund specifically identified projects as approved by Council. Currently, the Capital Reserve Fund contains funding appropriated to land banking for future park sites as well as funding for the Dickinson Sidewalk Project.

**CITY OF GREENVILLE
CAPITAL RESERVE FUND
FOR FISCAL YEAR 2018**

	<u>2015 Actual</u>	<u>2016 Actual</u>	<u>2017 Budget</u>	<u>2018 Proposed</u>
Revenues:				
Investment Earnings	\$ -	\$ 550	\$ -	\$ -
Transfers from General Fund	43,370	1,447,301	460,000	-
Transfers from Convention Center	-	-	-	-
Appropriated Fund Balance	-	-	1,623,419	-
Total	<u><u>\$ 43,370</u></u>	<u><u>\$ 1,447,851</u></u>	<u><u>\$ 2,083,419</u></u>	<u><u>\$ -</u></u>
Expenses:				
Increase in Reserve	\$ 43,370	\$ -	\$ -	\$ -
Transfer to Capital Project Fund	-	-	2,083,419	-
Transfer to General Fund	-	50,000	-	-
Total	<u><u>\$ 43,370</u></u>	<u><u>\$ 50,000</u></u>	<u><u>\$ 2,083,419</u></u>	<u><u>\$ -</u></u>



City of Greenville, North Carolina

Meeting Date: 5/8/2017
Time: 6:00 PM

Title of Item: Ordinance to Amend the Greenville City Code Related to Time for Filing Applications with Regard to Street Closures (10-2-256 (D)), Parade Permits (11-2-4 (A)), and Amplified Sound (12-5-8 (B))

Explanation: **Abstract:** In order to allow sufficient time for processing, staffing, and notifications, additional time is needed to process applications submitted with regard to street closures, parade permits, and amplified sounds.

Explanation: Currently, individuals submitting applications for a street closing need to apply at least 48 hours prior to the event. Additionally, applicants for a parade permit need to apply not less than five (5) working days prior to the event, and amplified sound applications are due at least 72 hours prior to the event. In a recent review of these procedures, staff has determined that additional time is needed to effectively process these applications, to include proper notice and coordination of available staff. As such, staff recommends the time for filing applications be amended as follows:

Street Closing: 48 hours to **5 work days**

Parade: 5 work days to **15 (work) days**

Amplified Sound: at least 72 hours to **7 work days**


A copy of the proposed ordinance amendment is attached for your review.

Fiscal Note: N/A

Recommendation: Staff recommends approval to amend the City Ordinances extending the time for filing applications with regard to street closures, parade permits, and amplified sound.

Viewing Attachments Requires Adobe Acrobat. [Click here](#) to download.

Attachments / click to download

 [Ordinance to Amend Timelines for Permits Red Line 1050547](#)

 [Draft Ordinance Number 17 Amending City Code 1050485](#)

ORDINANCE NO. 17-
ORDINANCE AMENDING CHAPTER 2 OF TITLE 11 OF THE CITY CODE
RELATING TO TIME FOR FILING APPLICATIONS WITH REGARD TO
STREET CLOSURES (10-2-256 (D)), PARADE PERMITS (11-2-4 (A)),
AND AMPLIFIED SOUND (12-5-8(B))

THE CITY COUNCIL OF THE CITY OF GREENVILLE, NORTH CAROLINA, DOES
HEREBY ORDAIN:

Section 1. That Section 10-2-256 of the Code of Ordinances, City of Greenville, is hereby amended by rewriting subsection (D) so that said section shall read as follows:

(D) Time for filing application. The application shall be filed at least ~~48 hours~~ **five (5) working days** prior to the scheduled event. Failure to file on time will result in denial of a permit, unless it is found that unusual circumstances or good cause exists.

Section 2. That Section 11-2-4 of the Code of Ordinances, City of Greenville, is hereby amended by rewriting subsection (A) so that said section shall read as follows:

(A) Filing period. An application for a parade permit shall be filed with the Chief of Police not less than ~~five~~ **fifteen (15)** working days before the date on which the parade is to be conducted; provided, however, where good cause is shown, the Chief of Police shall have the authority to consider any application which is filed less than the prescribed filing period.

Section 3. That Section 12-5-8 of the Code of Ordinances, City of Greenville, is hereby amended by rewriting subsection (B) so that said section shall read as follows:

(B) Application for permit. Any person or group of persons desiring an “outdoor amplified sound permit” or a “permit to exceed” shall apply as provided in this section, and shall provide all information required. All applications for a “permit to exceed” shall be submitted to the Chief of Police or his or her designee at least ~~72 hours~~ **seven (7) working days** prior to the scheduled event; failure to comply with this requirement shall be grounds for denying the permit.

Section 4. All ordinances or parts of ordinances in conflict herewith are hereby repealed to the extent of such conflict.

Section 5. Any part or provision of this ordinance found by a court of competent jurisdiction to be in violation of the Constitution or laws of the United States or North Carolina is hereby deemed severable and shall not affect the validity of the remaining provisions of the ordinance.

Section 6. This ordinance shall become effective upon its adoption.

This the 8th day of May, 2017.

Allen M. Thomas, Mayor

ATTEST:

Carol L. Barwick, City Clerk

ORDINANCE NO. 17-
ORDINANCE AMENDING CHAPTER 2 OF TITLE 11 OF THE CITY CODE
RELATING TO TIME FOR FILING APPLICATIONS WITH REGARD TO
STREET CLOSURES (10-2-256 (D)), PARADE PERMITS (11-2-4 (A)),
AND AMPLIFIED SOUND (12-5-8(B))

THE CITY COUNCIL OF THE CITY OF GREENVILLE, NORTH CAROLINA, DOES
HEREBY ORDAIN:

Section 1. That Section 10-2-256 of the Code of Ordinances, City of Greenville, is hereby amended by rewriting subsection (D) so that said section shall read as follows:

(D) Time for filing application. The application shall be filed at least five (5) working days prior to the scheduled event. Failure to file on time will result in denial of a permit, unless it is found that unusual circumstances or good cause exists.

Section 2. That Section 11-2-4 of the Code of Ordinances, City of Greenville, is hereby amended by rewriting subsection (A) so that said section shall read as follows:

(A) Filing period. An application for a parade permit shall be filed with the Chief of Police not less than fifteen (15) working days before the date on which the parade is to be conducted; provided, however, where good cause is shown, the Chief of Police shall have the authority to consider any application which is filed less than the prescribed filing period.

Section 3. That Section 12-5-8 of the Code of Ordinances, City of Greenville, is hereby amended by rewriting subsection (B) so that said section shall read as follows:

(B) Application for permit. Any person or group of persons desiring an “outdoor amplified sound permit” or a “permit to exceed” shall apply as provided in this section, and shall provide all information required. All applications for a “permit to exceed” shall be submitted to the Chief of Police or his or her designee at least seven (7) working days prior to the scheduled event; failure to comply with this requirement shall be grounds for denying the permit.

Section 4. All ordinances or parts of ordinances in conflict herewith are hereby repealed to the extent of such conflict.

Section 5. Any part or provision of this ordinance found by a court of competent jurisdiction to be in violation of the Constitution or laws of the United States or North Carolina is hereby deemed severable and shall not affect the validity of the remaining provisions of the ordinance.

Section 6. This ordinance shall become effective upon its adoption.

This the 8th day of May, 2017.

Allen M. Thomas, Mayor

ATTEST:

Carol L. Barwick, City Clerk



City of Greenville, North Carolina

Meeting Date: 5/8/2017
Time: 6:00 PM

Title of Item: Report on Dormitory-Style Student Housing

Explanation: **Abstract:** At their April 10, 2017 meeting, City Council directed Planning staff to research and analyze area dormitory-style student housing developments and present their findings at the May 8, 2017 City Council meeting.

Explanation: Recent rezoning requests to allow various types of student housing projects have generated much discussion among the Council Members and throughout the community. There have been specific areas of concern regarding the location of dormitory-style student housing complexes that are developed outside of the core campus. At their April 10, 2017 meeting, City Council directed Planning staff to research and identify recommended geographic areas near the main East Carolina University campus that are more appropriate for dormitory-style student housing complex future development and maintenance. Staff was instructed to bring back a recommendation for City Council direction as a potential zoning ordinance amendment at the May 8, 2017 meeting.

In consideration of the task, staff prepared two (2) alternative recommendations to direct the location of future dormitory-style student housing complexes may be developed.

Option A

Step A1. Leave the existing dormitory development ordinance in place that allows

dormitories in the downtown urban core area; and

Step A2. Eliminate the provisions and allowances of 4-bedroom multi-family

developments outside of the downtown/urban core.

Option B.

Step B1. Expand the boundary of where dormitories may be allowed in the downtown/urban core: and

Step B2. Eliminate the allowance of 4-bedroom multi-family developments

outside of
the downtown/urban core.

Planning staff will provide a presentation illustrating and explaining the analysis of the options during the Council meeting. Following the presentation, staff will seek City Council guidance and direction on how to proceed.

Fiscal Note: No cost to the City.

Recommendation: Seek guidance and direction from City Council regarding dormitory-style student housing.

Viewing Attachments Requires Adobe Acrobat. [Click here](#) to download.

Attachments / click to download
