

PROPOSED AGENDA
PUBLIC TRANSPORTATION & PARKING COMMISSION

June 20, 2018

(9:15 a.m.)

Public Works Department
Conference Room

- | | | |
|-------|---|----------------|
| I. | Call to Order/Welcome | Charles Moore |
| II. | Roll Call/Establish Quorum | Charles Moore |
| III. | Additions/Deletions to the Agenda | Charles Moore |
| IV. | Approval of April 18, 2018 Minutes (Attachment A) | Charles Moore |
| V. | Public Comments | Charles Moore |
| VI. | New Business | |
| | 1. Dickinson Avenue/ Imperial Site Parking | Ken Graves |
| | 2. Bus Shelter Update (Attachment B) | Lamont Jackson |
| | 3. Dump the Pump Day (Attachment C) | Lamont Jackson |
| | 4. Ribbon Cutting GKBTC | Lamont Jackson |
| VII. | Old Business | Charles Moore |
| | 1. GTAC | Kevin Mulligan |
| | 2. Uptown Parking | Kevin Mulligan |
| VIII. | Other - FYI | |
| | 1. GREAT Monthly Report's (Attachment D) | Lamont Jackson |
| IX. | Proposed Agenda Items for August 15, 2018 | Charles Moore |
| X. | Adjourn Meeting | Charles Moore |

ATTACHMENT A

MINUTES

April 18, 2018

**PUBLIC TRANSPORTATION & PARKING COMMISSION
MINUTES
April 18, 2018**

The Public Transportation and Parking Commission met on the above date at 9:15 a.m. in the Conference Room of the Public Works Department.

Members Present: Mr. Charles Moore Mr. Dave Schwartz Mrs. Bianca Shoneman
 Mr. Andrew Denton Mrs. Jessica Harley

Staff Present: Mr. Lamont Jackson Mrs. Rachel Manning Mr. Jordan Anders

Guests:

I. WELCOME

Mr. Moore called the meeting to order.

II. ROLL CALL/ESTABLISH QUORUM

Mr. Moore established a quorum.

III. ADDITIONS/DELETIONS TO THE AGENDA

Mrs. Harley informed that her attendance was not recorded in the March minutes.

IV. APPROVAL OF MARCH 21, 2018 MINUTES

A motion was made by Mr. Denton to approve the minutes with the addition of Mrs. Harley's attendance. The motion was seconded by Mrs. Shoneman and passed unanimously.

V. PUBLIC COMMENTS

There were no public comments.

VI. NEW BUSINESS

1. Letter to Mayor and Council on Parking Options

Mr. Moore presented a draft letter to the commission for review. Upon reading and discussing, Mrs. Shoneman made a motion to approve the letter as written. The motion was seconded by Mr. Schwartz and passed unanimously. Mr. Moore stated that the letter would be sent within the week.

VII. OLD BUSINESS

1. Transportation Center

Mr. Jackson gave an update on the transportation center. He stated the new completion date was now set for the end of May. Shelter lanes have been poured, glass has been installed, all sheetrock is up, electrical is being installed, and all doors have been secured. He also stated the approval of two supervisor positions had been granted, as well as one to two more positions. There will also be security personnel available during operating hours. Mr. Jackson plans to set up an information booth, at the transfer point, to notify the public of the new transportation center.

Mr. Jackson plans to take the commission on a walk-through of the transportation center at the May meeting.

VIII. OTHER – FYI

1. GREAT Monthly Report

Mr. Jackson presented the GREAT monthly report for February. He reported an increase in ridership for month to date, although a decline is still showing for year to date. Expenses are remaining under budget for year to date, even though there has been a slight increase in costs. Customer service is continuing to improve, and there have been fewer complaints reported.

2. Upcoming Projects & Meetings Information

Mr. Jackson reported new fare boxes that will be implemented within the upcoming months.

IX. PROPOSED AGENDA ITEMS MAY 16, 2018

- 1. Dickinson Avenue Parking**
- 2. Bus Shelter Update**
- 3. Dump the Pump**
- 4. Parking Strategy**

X. ADJOURN MEETING

With no further business to discuss, a motion was made by Mrs. Harley to adjourn the meeting. A second was made by Mr. Denton and passed unanimously. The next meeting is scheduled for May 16, 2018 a.m. in the Public Works Conference Room.

Respectfully submitted,

Rachel Manning, Secretary
Public Transportation & Parking Commission

ATTACHMENT B

BUS SHELTER UPDATE

MAY 2018



ATTACHMENT C

NATIONAL DUMP THE PUMP DAY

MAY 2018

Dump the Pump

JUNE 21, 2018

RIDE PUBLIC TRANSIT



MEDIA ADVISORY FOR PARTICIPANTS
To Be Issued Before June 21, 2018 – 13th Annual National Dump the Pump Day

13TH ANNUAL NATIONAL DUMP THE PUMP DAY TO BE HELD ON JUNE 21
Dump the Pump. Ride Public Transit.

The City of Greenville and Greenville Area Transit, announced today that it will join with other public transportation systems nationwide to participate in the 13th annual National Dump the Pump Day on Thursday, June 21. The slogan of this year's National Dump the Pump Day is "*Dump the Pump. Ride Public Transit.*"

Sponsored by the American Public Transportation Association (APTA), the 2018 National Dump the Pump Day is a day that encourages people to ride public transportation and to take them where they need to go, instead of driving a car. Started in June 2006 when gas prices were \$3 per gallon, this national day emphasizes that public transportation is a convenient travel option that also helps people save money. According to the March APTA [Transit Savings Report](#), individuals in a two-person household can save an average of more than \$9,894 annually by downsizing to one car.

Additionally, public transportation is a cornerstone of local economies in urban, suburban, and rural communities. In fact, a public transportation helps to make a community economically prosperous and competitive. Every \$1 invested in public transportation generates approximately \$4 in economic returns, powering community growth and revitalization.

WHAT: 13th Annual National Dump the Pump Day

WHERE: at Greenville Area Transit and transit agencies nationwide

WHEN: Thursday, June 21, 2018

Note: Stay tuned for the updated monthly Transit Savings Report. It will be updated every month in the toolkit. June's Transit Savings Report will be available on June 7 – two weeks before National Dump the Pump Day.

A PROCLAMATION ESTABLISHING
13th ANNUAL NATIONAL DUMP THE PUMP DAY
IN Greenville North Carolina
ON JUNE 21, 2018

WHEREAS June 21, 2018 marks the 13th annual National Dump the Pump Day as a day that encourages people to ride public transportation, as public transit offers economic opportunity and powers community growth by driving economic development and revitalizing neighborhoods;

WHEREAS every \$1 invested in public transportation generates approximately \$4 in economic returns;

WHEREAS public transportation is a \$68 billion industry that directly employs 420,000 people and supports millions of private sector jobs;

WHEREAS 87 percent of public transit trips directly impact the economy by connecting people to jobs and retail and entertainment venues;

*WHEREAS people who ride public transportation can save, on average, \$9,894 per year, based on current gas prices, the cost of owning a car and the average unreserved parking rate;

WHEREAS U.S. public transportation use saves 4.2 billion gallons of gasoline annually;

THEREFORE BE IT RESOLVED THAT I, The Mayor of Greenville, North Carolina proclaim June 21, 2018 as NATIONAL DUMP THE PUMP DAY in Greenville, NC and that Greenville Area Transit will join with public transportation agencies across the country and participate in the 13th annual National Dump the Pump Day to encourage people to ride public transportation on June 21, 2018;

ALSO BE IT RESOLVED THAT Greenville declares that by using public transportation people save money, help the environment and improve America's quality of life;

ALSO BE IT RESOLVED THAT where public transportation goes, communities grow and prosper.

PASSED AND ADOPTED THIS ____ DAY OF _____, 2018.
P.J. Connelly, Mayor

*Note: This figure changes every month. You could say nearly \$10,000 or, if the official does a proclamation in June, the June savings number will be available June 7.

Greenville Area Transit
A PROCLAMATION ESTABLISHING
13th ANNUAL NATIONAL DUMP THE PUMP DAY
IN Greenville NC
ON JUNE 21, 2018

WHEREAS June 21, 2018 marks the 13th annual National Dump the Pump Day as a day that encourages people to ride public transportation, as public transit offers economic opportunity and powers community growth by driving economic development and revitalizing neighborhoods;

WHEREAS every \$1 invested in public transportation generates approximately \$4 in economic returns;

WHEREAS public transportation is a \$68 billion industry that directly employs 420,000 people and supports millions of private sector jobs;

WHEREAS 87 percent of public transit trips directly impact the economy by connecting people to jobs or retail and entertainment venues;

*WHEREAS people who ride public transportation can save, on average, \$9,894 per year, based on current gas prices, the cost of owning a car and the average unreserved parking rate;

WHEREAS U.S. public transportation use saves 4.2 billion gallons of gasoline annually;

NOW, THEREFORE, THE GREAT PUBLIC TRANSPORTATION AND PARKING COMMISSION RESOLVES AS FOLLOWS:

SECTION 1. Declares that Greenville Area Transit will join with public transportation systems across the country and participate in the 13th annual National Dump the Pump Day on June 21, 2018 by encouraging citizens to ride public transportation;

SECTION 2. That THE GREAT PUBLIC TRANSPORTATION AND PARKING COMMISSION declares that public transportation is an important part of our nation's transportation system and provides citizens with travel options other than driving a car;

SECTION 3. That THE GREAT PUBLIC TRANSPORTATION AND PARKING COMMISSION declares that by using public transportation, people save money, help the environment, and improve America's quality of life;

SECTION 4. Further orders that THE GREAT PUBLIC TRANSPORTATION AND PARKING COMMISSION participate in the 13th annual National Dump the Pump Day by (include the other activities you will be doing).

PASSED AND ADOPTED THIS ___ DAY OF _____, 2018

Charles Moore, Chairman

Vote Results

Mr. Charles Moore _____
Mr. Dave SchwartzMrs. _____
Bianca Shoneman _____
Mr. Andrew Denton _____
Mrs. Jessica Harley _____

*Note: This figure changes every month. You could say nearly \$10,000 or, if the Board does a proclamation in June, the June savings number will be available June 7.

ATTACHMENT D

Minutes

May 2018

June 2018

GREENVILLE AREA TRANSIT

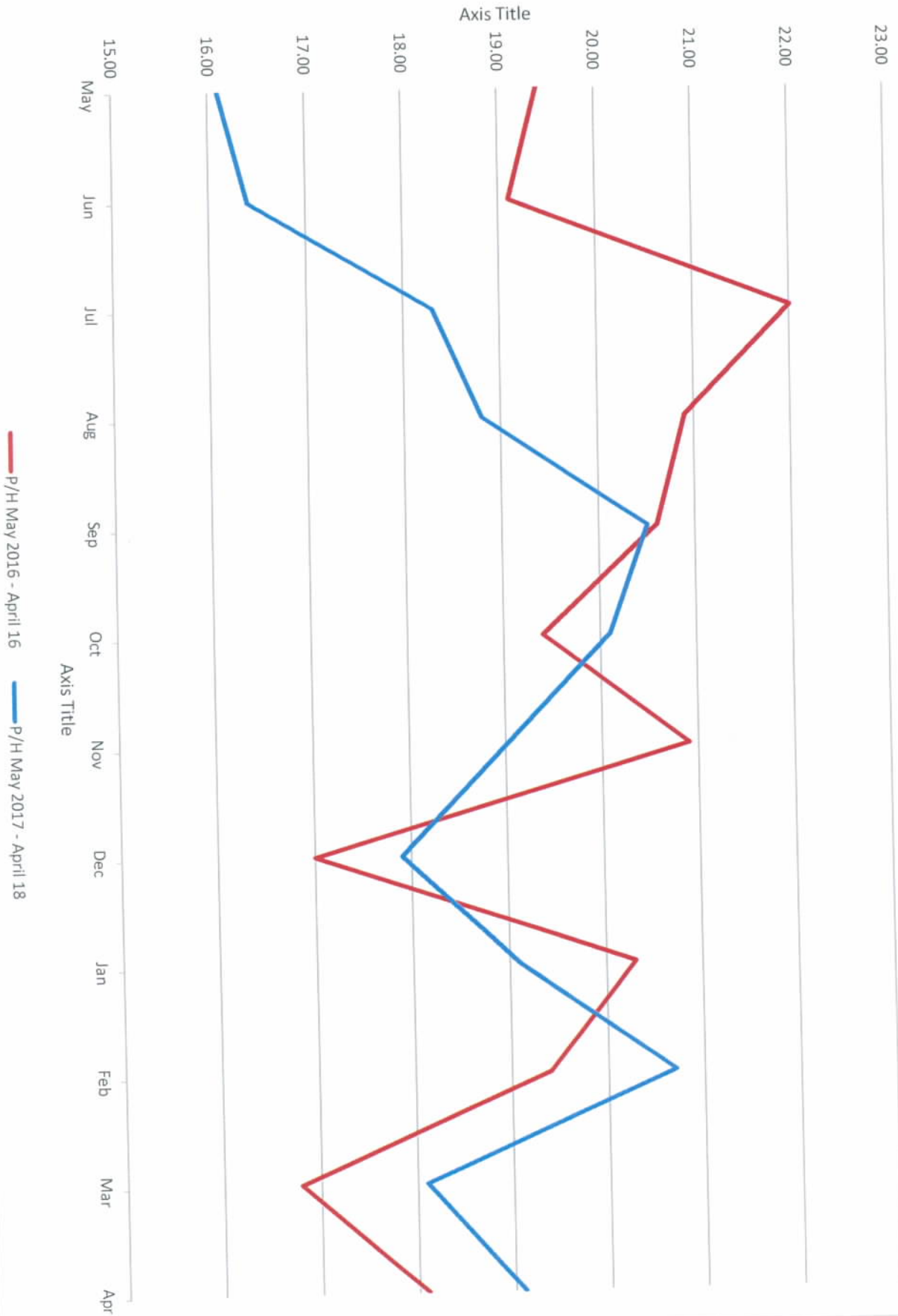
Data Report April 2018

	April 2018	April 2017	YTD FY 2018	YTD FY 2017		
PASSENGERS						
GREAT Trips	33,413	29,869	334,254	331,238		
Paratransit Trips	885	943	8,812	9,563		
Subtotal	34,298	30,812	343,066	340,801		
Tour Bus Trips	0	0	0	0		
Total	34,298	30,812	343,066	340,801		
PATS/GREAT Connector						
	339	283	8,266	283		
Days of Service						
	25	24	253	253		
Passengers Per Day	1,372	1,284	13,566	13,524		
Hours of Service	1,746	1,648	17,408	17,488		
Passengers Per Hour	19.6	18.7	197.2	195.4		
Miles of Service	25,025	23,632	252,061	250,594		
Passengers Per Mile	1.4	1.3	13.6	13.6		
FIXED ROUTE						
SERVICE ONLY	Month FY 18	Month FY 18	YTD FY 18	YTD FY 18	YTD \$	YTD %
	Actual	Budget	Actual	Budget	Variance	Actual vs Budget
TOTAL EXPENSES	\$ 182,560.17	\$ 227,806.17	\$ 1,904,024.87	\$ 2,278,061.67	\$ (374,036.80)	69.65%
TOTAL REVENUE	\$ 20,657.10	\$ 31,667.83	\$ 208,428.45	\$ 316,678.33	\$ (108,249.88)	7.62%
NET COST	\$ 161,903.07	\$ 196,138.33	\$ 1,695,596.42	\$ 1,961,383.33	\$ (265,786.91)	72.0%
Net Cost Per Passenger	4.845511328	5.52	5.07	5.52	(0.45)	
Net Cost Per Hour	92.75	102.33	97.40	102.33	(4.93)	
Net Cost Per Mile	6.47	7.14	6.73	7.14	(0.42)	

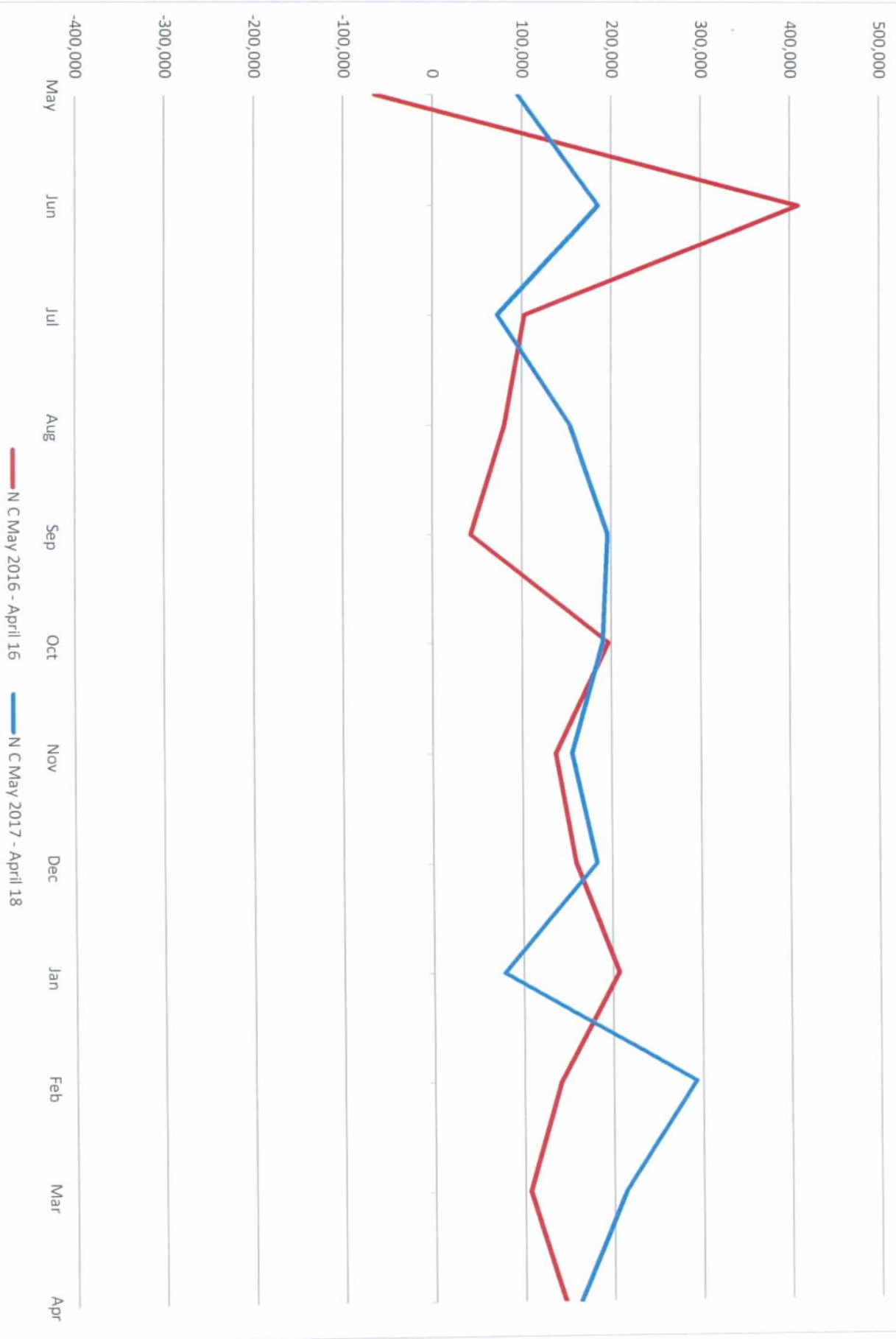
Total Passengers



Passengers Per Hour



Net Cost



SUGGESTIONS, COMMENDATIONS, COMPLAINTS

May-18

CODE QUANTITY

SUGGESTIONS:

Route	S1	0
Schedule	S2	0
Bus Stop	S3	0
Shelter	S4	0
		0

COMMENDATIONS:

Driver	P1	0
Other	P2	0
		0

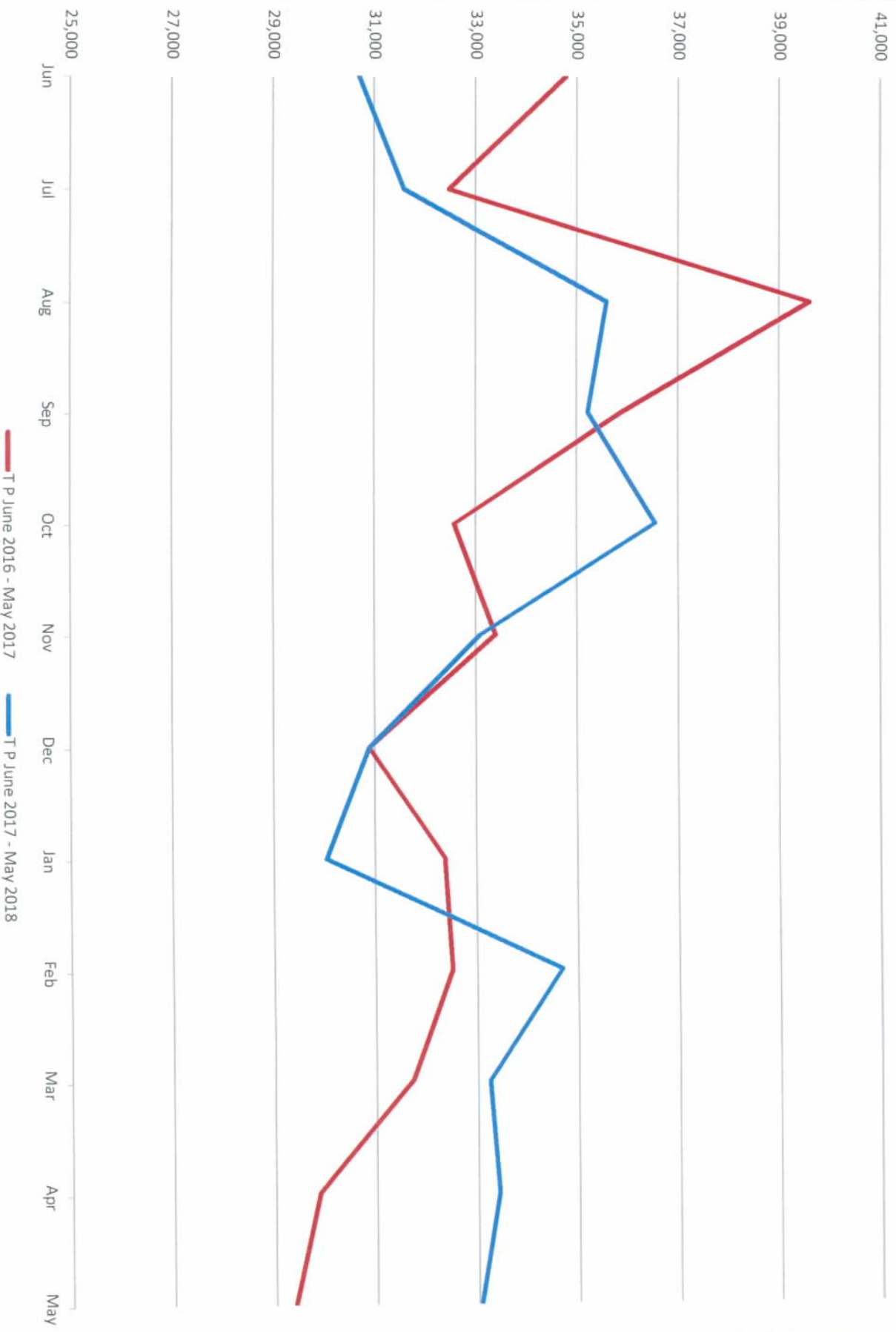
COMPLAINTS:

Route	C1	6
Schedule	C2	0
Bus Stop	C3	0
Shelter	C4	0
Driver	C5	0
Other	C6	0
		6

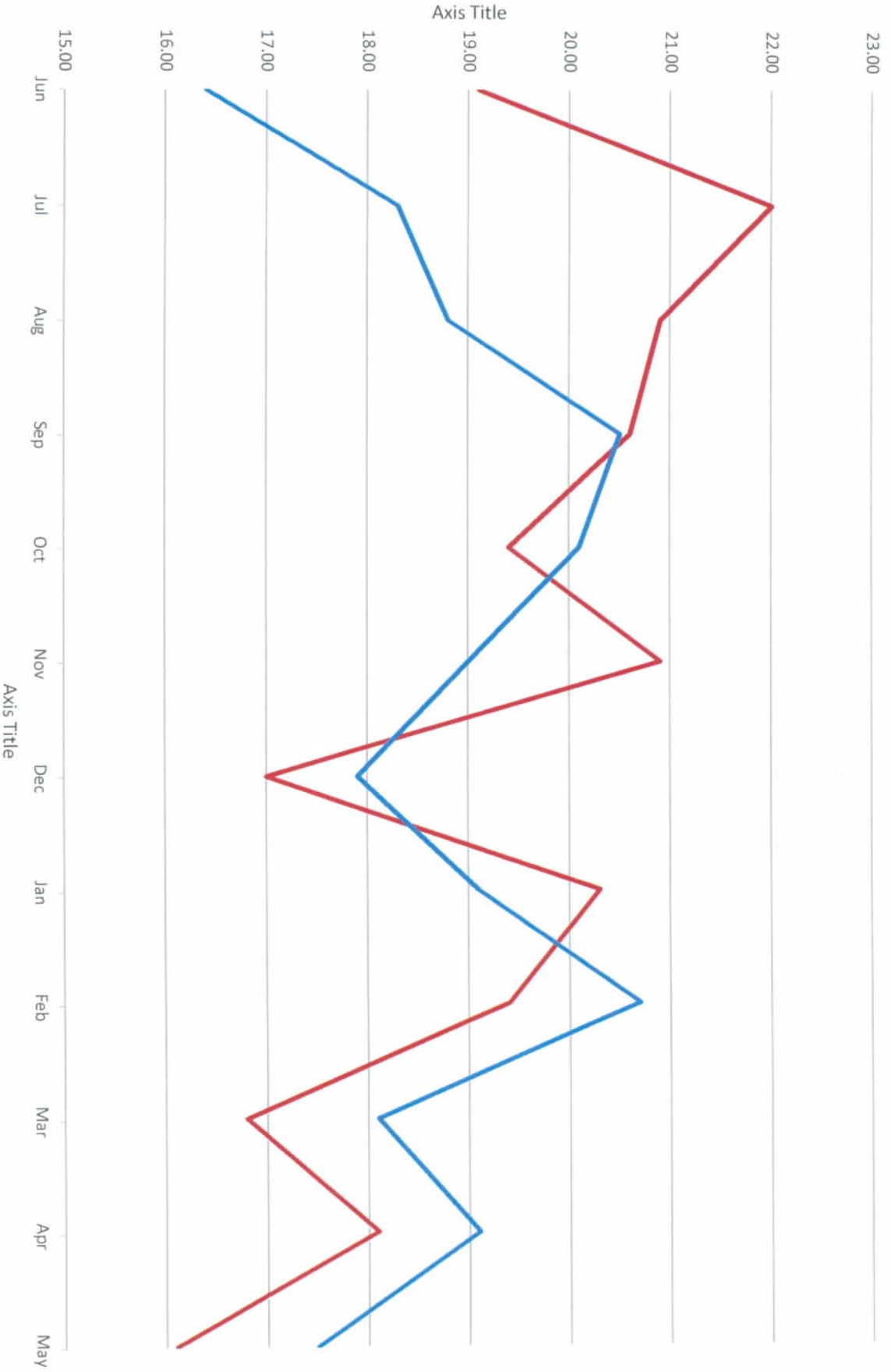
GREENVILLE AREA TRANSIT
Data Report May 2018

	May 2018		May 2017		YTD FY 2018		YTD FY 2017		YTD \$	YTD %
	Actual	Budget	Actual	Budget	Actual	Budget	Actual	Budget		
PASSENGERS										
GREAT Trips	33,051		29,380		367,305		360,618			
Paratransit Trips	1,039		968		9,851		10,531			
Subtotal	34,090		30,348		377,156		371,149			
Tour Bus Trips	0		0		0		0			
Total	34,090		30,348		377,156		371,149			
PATS/GREAT Connector										
	362		301		9,174		301			
Days of Service										
	27		26		280		279			
Passengers Per Day	1,263		1,167		14,829		14,691			
Hours of Service	1,893		1,819		19,301		19,307			
Passengers Per Hour	18.0		16.7		215.2		212.1			
Miles of Service	27,135		26,080		279,195		276,674			
Passengers Per Mile	1.3		1.2		14.9		14.8			
FIXED ROUTE SERVICE ONLY										
	Month FY 17		Month FY 17		YTD FY 17		YTD FY 17		YTD \$	YTD %
	Actual		Budget		Actual		Budget		Variance	Actual vs Budget
TOTAL EXPENSES	\$ 139,077.05		\$ 227,806.17		\$ 2,043,101.92		\$ 2,505,867.83		\$ (462,765.91)	74.74% 91.7%
TOTAL REVENUE	\$ 19,452.05		\$ 31,667.83		\$ 227,880.50		\$ 348,346.17		\$ (120,465.67)	8.34% 91.7%
NET COST	\$ 119,625.00		\$ 196,138.33		\$ 1,815,221.42		\$ 2,157,521.67		\$ (342,300.25)	77.1% 91.7%
Net Cost Per Passenger	3.619406372		5.52		4.94		5.52		(0.58)	
Net Cost Per Hour	63.19		102.33		94.05		102.33		(8.28)	
Net Cost Per Mile	4.41		7.14		6.50		7.14		(0.64)	

Total Passengers



Passengers Per Hour



Net Cost

