

PROPOSED AGENDA
PUBLIC TRANSPORTATION & PARKING COMMISSION

August 15, 2018

(9:15 a.m.)

G. K. Butterfield Transportation Center
Conference Room

- | | | |
|-------|--|----------------|
| I. | Call to Order/Welcome | Charles Moore |
| II. | Roll Call/Establish Quorum | Charles Moore |
| III. | Additions/Deletions to the Agenda | Charles Moore |
| IV. | Approval of June 20, 2018 Minutes (Attachment A) | Charles Moore |
| V. | Public Comments | Charles Moore |
| VI. | New Business | |
| | 1. Parking Strategy | (No Updates) |
| | 2. New Bus Design (Attachment B) | Lamont Jackson |
| | 3. Tour of the GKBTC Facility | Lamont Jackson |
| VII. | Old Business | Charles Moore |
| | 1. GTAC | (No Updates) |
| | 2. Uptown Parking | (No Updates) |
| VIII. | Other - FYI | |
| | 1. GREAT Monthly Report (Attachment C & D) | Lamont Jackson |
| IX. | Proposed Agenda Items for September 19, 2018 | Charles Moore |
| X. | Adjourn Meeting | Charles Moore |

ATTACHMENT A

Minutes

June 20, 2018

**PUBLIC TRANSPORTATION & PARKING COMMISSION
MINUTES
JUNE 20, 2018**

The Public Transportation and Parking Commission met on the above date at 9:15 a.m. in the Conference Room of the Public Works Department.

Members Present: Mr. Charles Moore Mr. Dave Schwartz Mrs. Bianca Shoneman
 Mr. Andrew Denton Mrs. Jessica Harley Ms. Debra Garfi

Staff Present: Mr. Lamont Jackson Mrs. Rachel Manning Mr. Jordan Anders
 Mr. Kevin Mulligan Mr. Corey Barrett Mr. Ryan Purtle
 Mr. Ken Graves

Guests:

I. WELCOME

Mr. Moore called the meeting to order.

II. ROLL CALL/ESTABLISH QUORUM

Mr. Moore established a quorum.

III. ADDITIONS/DELETIONS TO THE AGENDA

There were no additions or deletions to the agenda.

IV. APPROVAL OF APRIL 18, 2018 MINUTES

A motion was made by Mrs. Shoneman to approve the minutes as presented. The motion was seconded by Mr. Denton and passed unanimously.

V. PUBLIC COMMENTS

There were no public comments.

VI. NEW BUSINESS

1. Mr. Graves gave an update on the Dickinson Avenue/Imperial Site parking. He informed that the Department of Transportation, and Legislation, has enacted a process of transferring properties to other jurisdictions. However, the process was never adopted. Mr. Mulligan has been actively communicating with the Department of Transportation, in order for the City of Greenville to take over some state owned parcels for the means of establishing public parking. Mr. Mulligan reported that the realization of this happening is between six to nine months away from being achieved. The parcel within question is between 9th Street and Dickinson Avenue, across from Tony's Garage. This lot has the potential of housing thirty to forty parking spaces.

Mr. Graves also gave an update on the lot that is north of the Imperial Site. He stated that paving will begin within the week. There will be 205 spaces available to students and city employees, with entrances on Bonner Lane and Atlantic Avenue. The lot is scheduled to open by the end of the month.

2. Mr. Jackson gave an update on bus shelters. He stated that Koinania Church helped with the shelter project by purchasing two shelters for placement near their area. The shelters are three sides of clear glass. They are equipped with a bench and a pebble trash can.

3. Mr. Jackson gave a brief update on Dump the Pump Day. He stated that the purpose of this day is to promote the use of public transportation. Mr. Jackson would like for the city to participate in next year's event.

4. Mr. Jackson announced that the G.K. Butterfield Transportation Center dedication ceremony will be held on August 8, 2018 at 10:00 a.m. The opening date is not yet decided. Consideration is being given to operation beginning the following day.

VII. OLD BUSINESS

1. Mr. Barrett gave information about Uptown parking. He stated that two officers have been assigned to work the Uptown area. Issuing warnings to first time parking violators has decreased the number of parking appeals. He also reported that discussion is being made on how, and when, to implement the parking study recommendations.

VIII. OTHER – FYI

1. GREAT Monthly Report

Mr. Jackson presented the GREAT monthly report for April and May. He reported an increase in ridership for month to date, as well as an increase for year to date. Fewer complaints are being made, and driver performance is continuing to improve. This could be due to the customer service training the drivers attended. At fault accidents have reduced, riding time has reduced and expenses are remaining under budget.

2. Upcoming Projects & Meetings Information

No projects or meetings were announced.

IX. PROPOSED AGENDA ITEMS AUGUST 15, 2018

1. TVs in Transportation Center Conference Room

2. Courthouse Parking

X. ADJOURN MEETING

With no further business to discuss, a motion was made by Mrs. Harley to adjourn the meeting. A second was made by Mr. Denton and passed unanimously. The next meeting is scheduled for August 15, 2018 a.m. in the Transportation Center Conference Room.


Respectfully submitted,

Rachel Manning, Secretary
Public Transportation & Parking Commission

ATTACHMENT B

New Bus Design

July 2018




ⓓ Greenville Area Transit decals are 101" x 5.75"

ⓓ Decals on the windows are reflective

ⓓ "G" REAT decals are 77.3" x 21.5"

ⓓ Streetside Find yourself decal is 130" x 10"

ⓓ Curbside Find yourself decal is 46.6" x 3.5"



ⓓ Front "G" logo is 12" x 12"



ⓓ Rear "G" logo decal is 12" x 12"
Greenville/ North Carolina
decal is 30" x 8"

GREENVILLE, N.C.

PAINT (Dupont)

(4) Low Floor BRT, 35 feet by 102 inches
Serial Numbers: 189615 - 189618
Bus Numbers: Not required

Graphics, positioning and dimensions (A4- 30")
are for visual representation at optimal viewing distance.
Approx. Prod. Start: 12-14-18

DWG: 10-65573-000

DECALS

3M White

Decals are custom printed on
IJ180C color matching:
Dark Green 554
Light Green 376

G/Great window
decals are custom printed on
IJ680CR reflective color
matching:
Dark Green 554
Light Green 376

Approval & Acceptance

Approved by: Lamont M. Jackson, M&A

Title: Transit Manager

For: City of Greenville NC

Date: 7/17/18

Rev: 4 Date: 7-19-18

PCO: _____

ATTACHMENT C
GREAT MONTHLY REPORT

June 2018

GREENVILLE AREA TRANSIT

Data Report June 2018

PASSENGERS	June 2018	June 2017	YTD FY 2018	YTD FY 2017
GREAT Trips	32,638	30,702	399,943	391,320
Paratransit Trips	965	930	10,816	11,461
Subtotal	33,603	31,632	410,759	402,781
Tour Bus Trips	0	0	0	0
Total	33,603	31,632	410,759	402,781

PATS/GREAT Connector	424	273	10,275	273
----------------------	-----	-----	--------	-----

Days of Service	26	27	306	306
Passengers Per Day	1,292	1,172	16,121	15,863
Hours of Service	1,795	1,869	21,096	21,176
Passengers Per Hour	18.7	16.9	233.9	229.0
Miles of Service	25,742	26,797	304,937	303,471
Passengers Per Mile	1.3	1.2	16.2	16.0

FIXED ROUTE SERVICE ONLY	Month FY 17		Month FY 17		YTD FY 17		YTD %	
	Actual	Budget	Actual	Budget	Actual	Budget	Variance	Actual vs Budget
TOTAL EXPENSES	\$ 366,644.23	\$ 227,806.17	\$ 2,409,746.15	\$ 2,733,674.00	\$ (323,927.85)		88.15%	100.0%
TOTAL REVENUE	\$ 22,184.84	\$ 31,667.83	\$ 250,065.34	\$ 380,014.00	\$ (129,948.66)		9.15%	100.0%
NET COST	\$ 344,459.39	\$ 196,138.33	\$ 2,159,680.81	\$ 2,353,660.00	\$ (193,979.19)		91.8%	100.0%
Net Cost Per Passenger	10.55393682	\$ 5.52	\$ 5.40	\$ 5.52	\$ (0.12)			
Net Cost Per Hour	\$ 191.86	\$ 102.33	\$ 102.37	\$ 102.33	\$ 0.04			
Net Cost Per Mile	\$ 13.38	\$ 7.14	\$ 7.08	\$ 7.14	\$ (0.06)			

**PASSENGERS FOR STATE OPS STATS REPORT FOR
GREAT June 2018**

Ridership	GREAT	PATS	TOTAL
Weekdays	28798	866	29664
Saturdays	3840	99	3939
	32,638	965	33,603

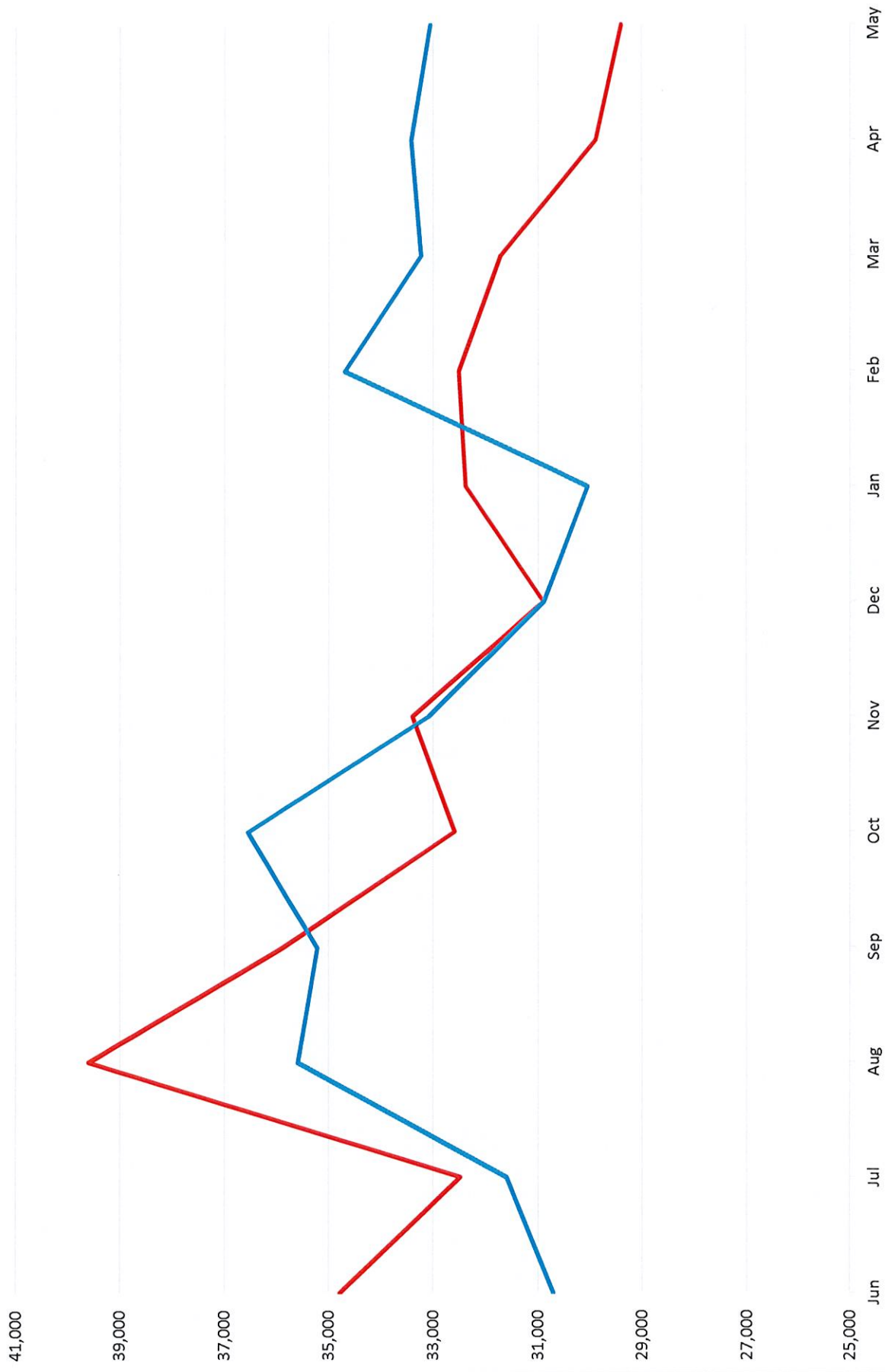
Services	GREAT			PATS	
	Days	Hours	Miles	Hours	Miles
Weekdays	21	1547	22155	433	4652
Saturdays	5	248.33333	3587	49.5	460

Routes Compared	Passenger Count	Passenger Percentage	Revenue	Revenue		5112 ACTUAL MONTHLY MILES
				Percentage	Percentage	
Route 1	4,960	15.2%	2,168.50	15.0%	0.5	0.5 30 MINUTE PER RIDE ASSUMPTION
Route 2	4,580	14.0%	2,054.50	14.2%	5.2974093	ACTUAL MILES PER PASSENGER
Route 3	7,365	22.6%	3,145.50	21.8%		
Route 4	2,985	9.1%	1,151.50	8.0%		
Route 5	5,514	16.9%	2,391.00	16.5%		
Route 6	7,234	22.2%	3,536.50	24.5%		
	32,638	100.0%	14,447.50	100.0%		

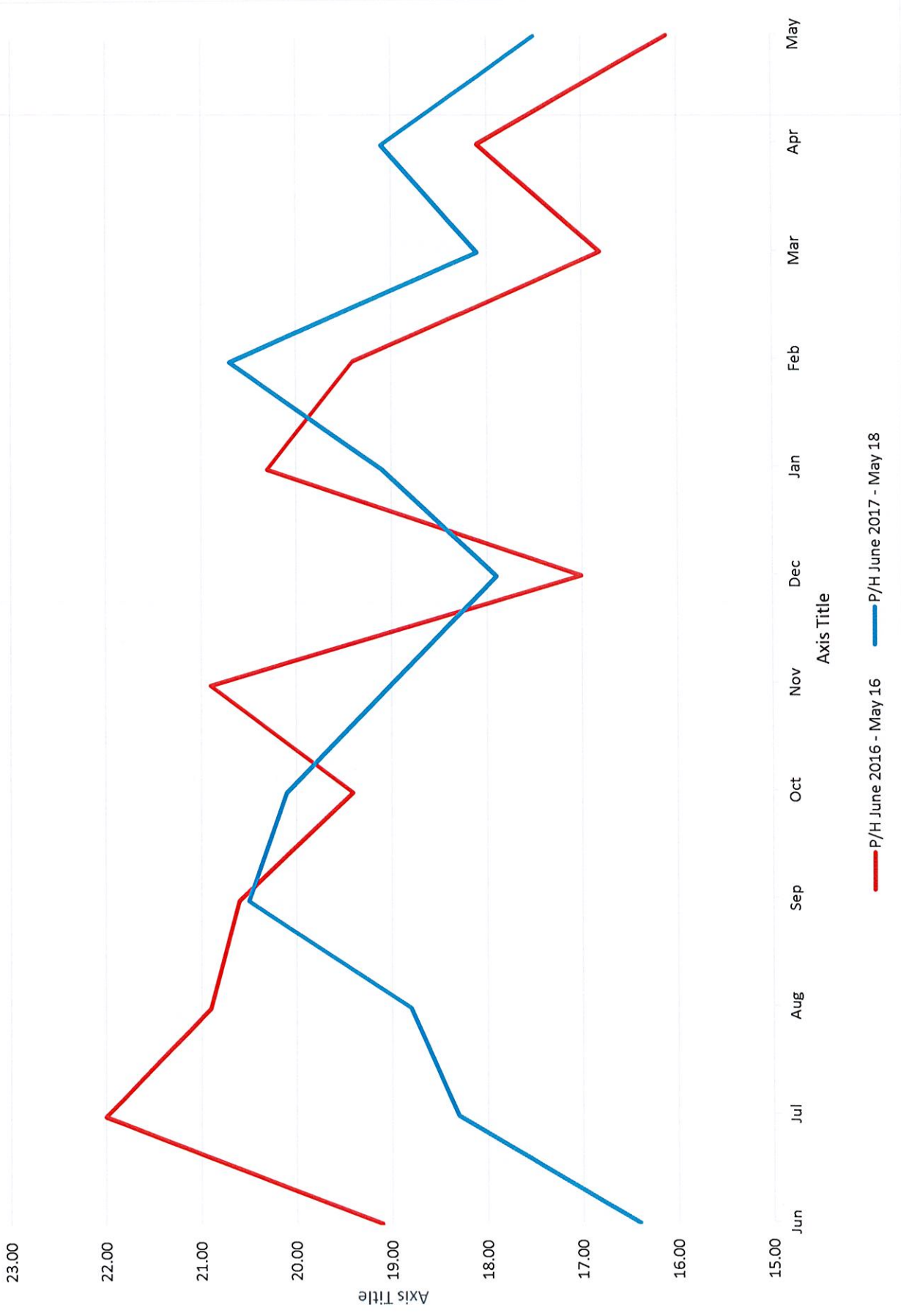
Revenue	Estimate:	Finance:
	14,447.50	22184.84
	OKAY	

Data Entry Error Check: .

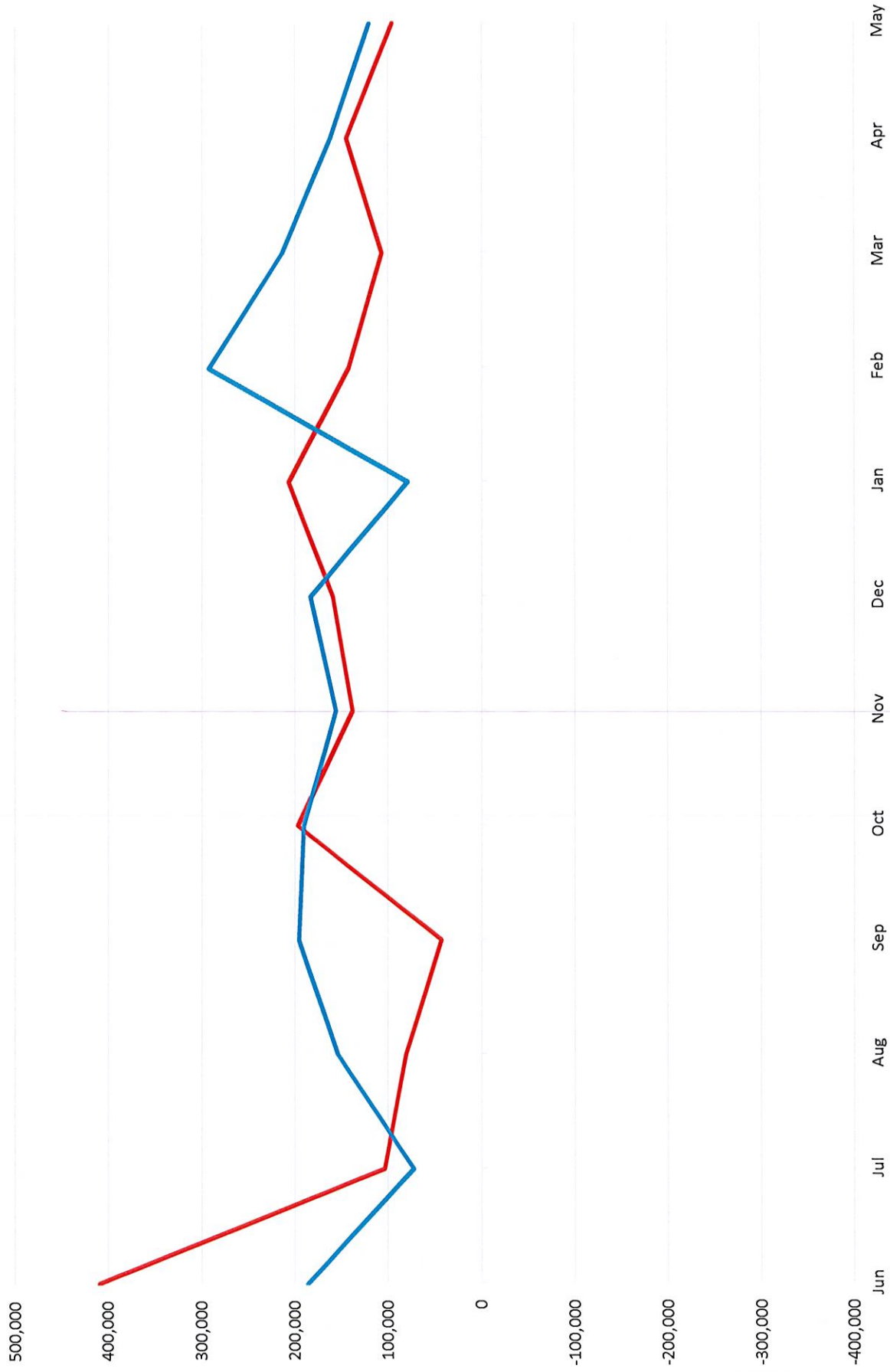
Total Passengers



Passengers Per Hour



Net Cost



SUGGESTIONS, COMMENDATIONS, COMPLAINTS

Jun-18

CODE QUANTITY

SUGGESTIONS:

Route	S1	0
Schedule	S2	0
Bus Stop	S3	0
Shelter	S4	0
		0

COMMENDATIONS:

Driver	P1	0
Other	P2	0
		0

COMPLAINTS:

Route	C1	2
Schedule	C2	0
Bus Stop	C3	1
Shelter	C4	0
Driver	C5	1
Other	C6	0
		4

ATTACHMENT D
GREAT MONTHLY REPORT
July 2018

GREENVILLE AREA TRANSIT

Data Report July 2018

PASSENGERS	July 2018	July 2017	YTD FY 2018	YTD FY 2017
GREAT Trips	31,210	31,588	31,210	31,588
Paratransit Trips	958	889	958	889
Subtotal	32,168	32,477	32,168	32,477
Tour Bus Trips	0	0	0	0
Total	32,168	32,477	32,168	32,477

PATS/GREAT Connector	411	228	411	228
----------------------	-----	-----	-----	-----

Days of Service	26	25	26	25
Passengers Per Day	1,237	1,299	1,237	1,299
Hours of Service	1,819	1,722	1,819	1,722
Passengers Per Hour	17.7	18.9	17.7	18.9
Miles of Service	26,080	24,687	26,080	24,687
Passengers Per Mile	1.2	1.3	1.2	1.3

FIXED ROUTE SERVICE ONLY	Month FY 17		Month FY 17		YTD FY 17		YTD %	
	Actual	Budget	Actual	Budget	Actual	Budget	Variance	Actual vs Budget
TOTAL EXPENSES	\$ 173,145.22	\$ 227,806.17	\$ 173,145.22	\$ 227,806.17	\$ 54,660.95	\$ 54,660.95		6.33%
TOTAL REVENUE	\$ 7,152.00	\$ 31,667.83	\$ 7,152.00	\$ 31,667.83	\$ (24,515.83)	\$ (24,515.83)		0.26%
NET COST	\$ 165,993.22	\$ 196,138.33	\$ 165,993.22	\$ 196,138.33	\$ (30,145.11)	\$ (30,145.11)		7.1%
Net Cost Per Passenger	5.318590836	\$ 5.47	\$ 5.32	\$ 5.47	\$ (0.15)	\$ (0.15)		
Net Cost Per Hour	\$ 91.24	\$ 102.49	\$ 91.24	\$ 102.49	\$ (11.25)	\$ (11.25)		
Net Cost Per Mile	\$ 6.36	\$ 7.10	\$ 6.36	\$ 7.10	\$ (0.73)	\$ (0.73)		

**PASSENGERS FOR STATE OPS STATS REPORT FOR
GREAT July 2018**

Ridership	GREAT	PATS	TOTAL
Weekdays	28,401	901	29,302
Saturdays	2,809	57	2,866
	31,210	958	32,168

Services	GREAT			PATS	
	Days	Hours	Miles	Hours	Miles
Weekdays	22	1620.6667	23210	450.5	4606
Saturdays	4	198.66667	2869.6	28.5	212

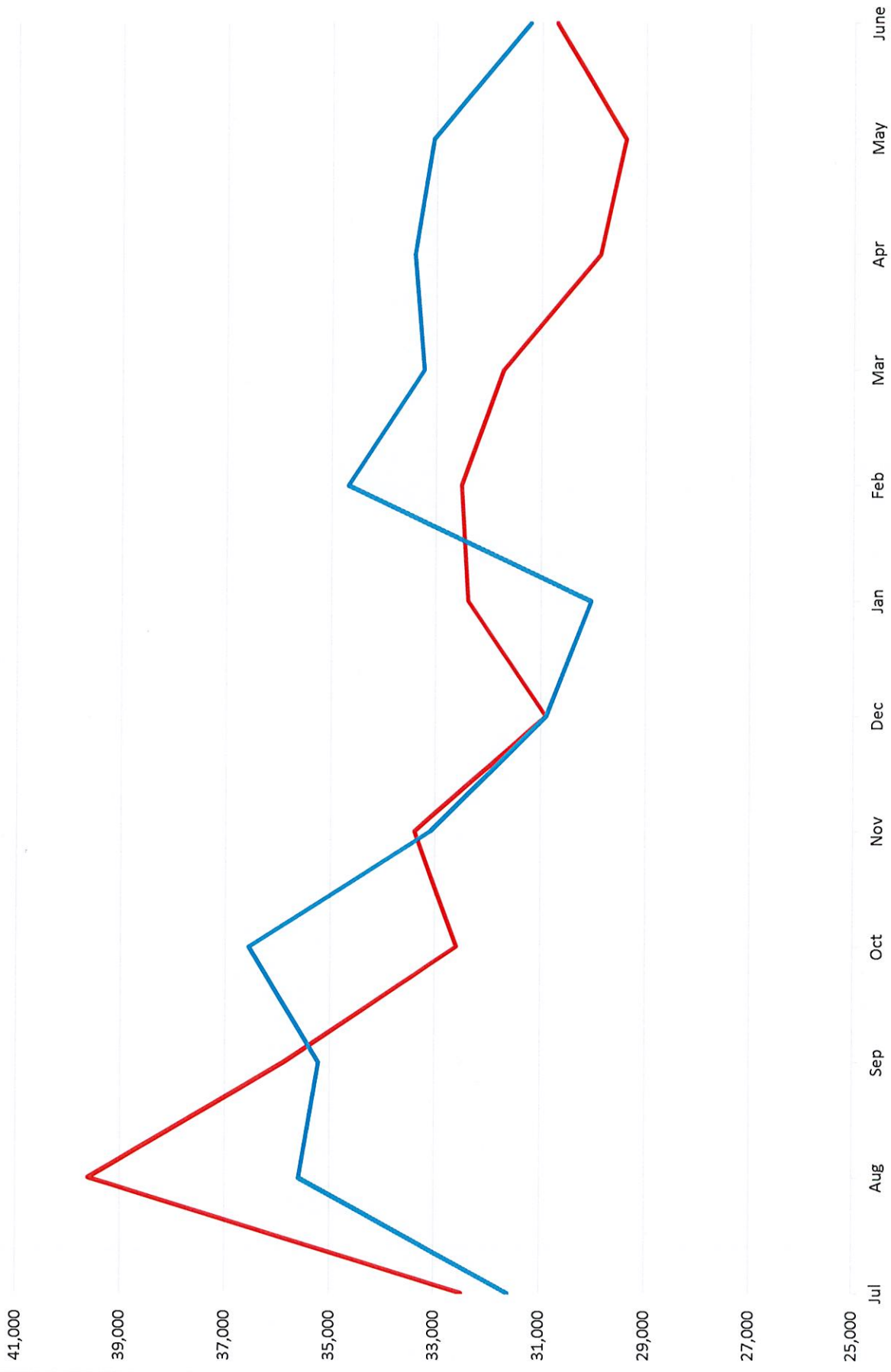
1819.3333

Routes Compared	Passenger		Revenue		4818 ACTUAL MONTHLY MILES	
	Count	Percentage	Revenue	Percentage	0.5	30 MINUTE PER RIDE ASSUMPTION
Route 1	4,750	15.2%	1,984.50	14.5%	5.0292276	ACTUAL MILES PER PASSENGER
Route 2	4,350	13.9%	2,024.00	14.8%		
Route 3	7,024	22.5%	3,128.50	22.8%		
Route 4	3,077	9.9%	1,134.50	8.3%		
Route 5	5,322	17.1%	2,244.00	16.4%		
Route 6	6,687	21.4%	3,198.50	23.3%		
	31,210	100.0%	13,714.00	100.0%		

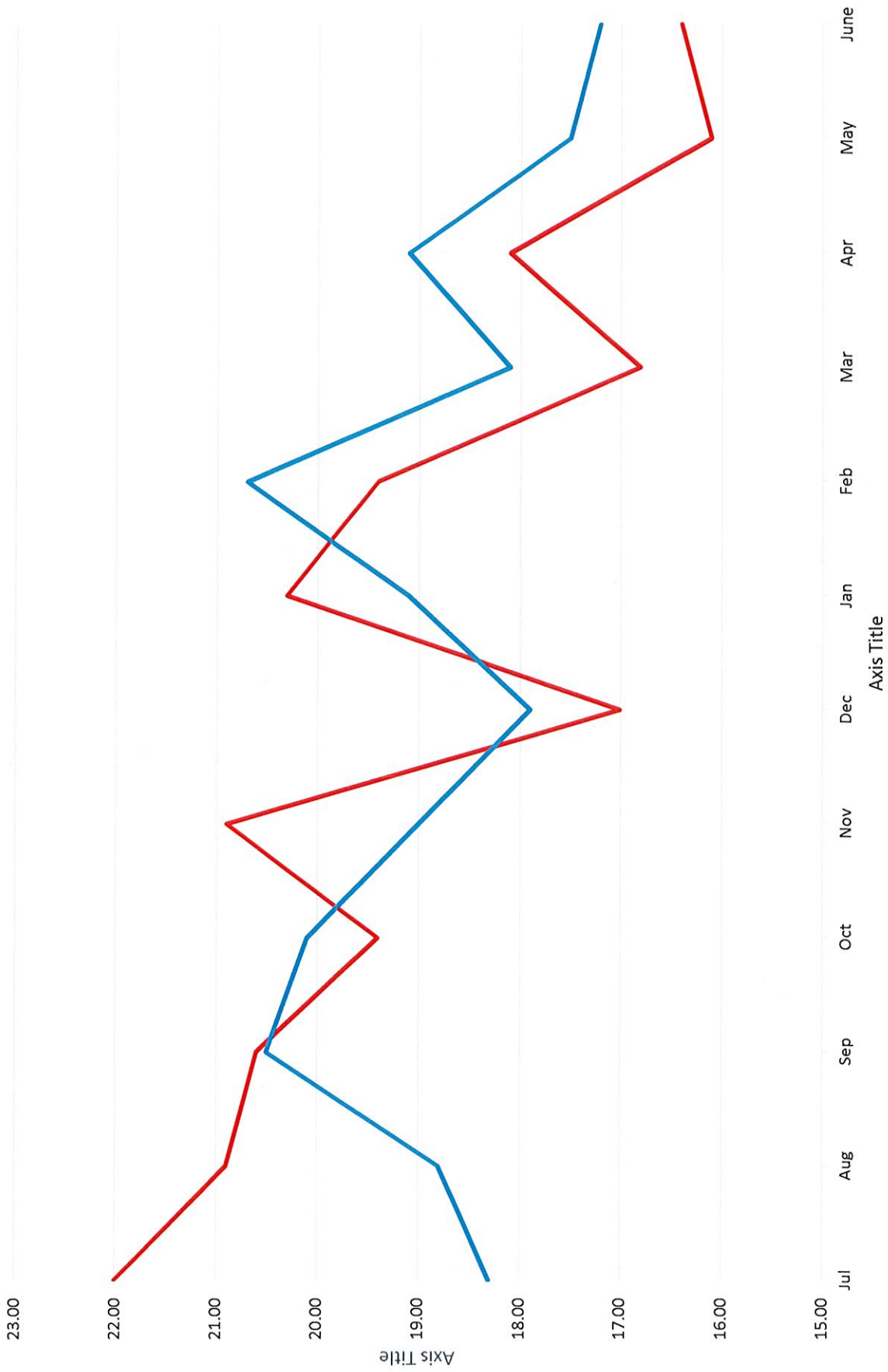
Revenue	Estimate:	Finance:
\$	13,714.00	7152.00
	NOT OKAY	

Data Entry Error Check: .

Total Passengers

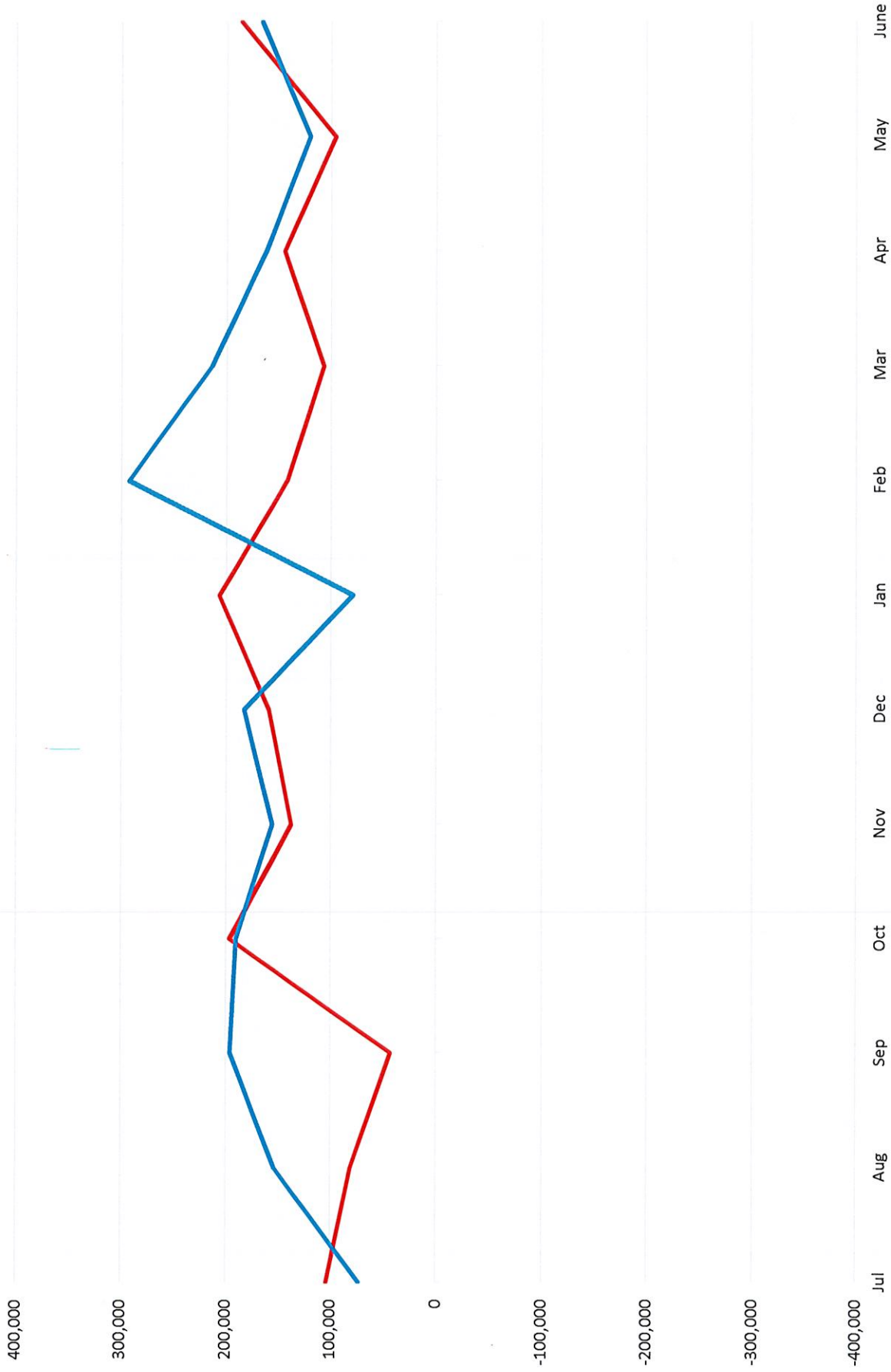


Passengers Per Hour



— P/H July 2016 - June 16 — P/H July 2017 - June 18

Net Cost



— N C July 2016 - June 16 — N C July 2017 - June 18

SUGGESTIONS, COMMENDATIONS, COMPLAINTS

Jul-18

CODE QUANTITY

SUGGESTIONS:

Route	S1	0
Schedule	S2	0
Bus Stop	S3	1
Shelter	S4	2
		3

COMMENDATIONS:

Driver	P1	0
Other	P2	0
		0

COMPLAINTS:

Route	C1	2
Schedule	C2	0
Bus Stop	C3	0
Shelter	C4	0
Driver	C5	0
Other	C6	0
		2