

NOTES

TO: Honorable Mayor and City Council Members

FROM: Ann E. Wall, City Manager

DATE: October 10, 2018

SUBJECT: Materials for Your Information

Please find attached the following materials for your information:

1. A memo from Mark Holtzman, Chief of Police, regarding parking enforcement in the uptown district
2. A memo from Cassandra Daniels, Human Relations Officer, regarding GAME P.L.A.Y Event on Wednesday, November 7, 2018 5:00 PM- 7:30 PM at the South Greenville Recreation Center.
3. A memo from Leah Futrell, Human Resources Director, providing a follow-up from the September 24, 2018 Joint City Council-GUC Meeting
4. A memo from Gary Fenton, Recreation and Parks Director, regarding the Thomas Foreman Park concession stand/press box project update


mc

Attachments



POLICE DEPARTMENT

Memorandum

To: Ann Wall, City Manager
From: Mark Holtzman, Chief of Police 
Date: October 9, 2018
Subject: Parking Enforcement in the Uptown District

As you are aware, GPD parking enforcement has expanded enforcement of the 2 hour parking limit until 10:00 p.m. in the Uptown area. This was one recommendation made in the recent parking study. While efforts were made to publicly share this information, GPD has prepared a flyer which will be posted on GPD's website, social media pages, and hard copies distributed to business owners and citizens as additional notification and education. A copy of the proposed flyer is attached. In addition, GPD parking staff will issue warning tickets for a two-week period in October. Warning tickets were issued for a two-week period when the expanded enforcement began last month; however, to allow additional time for notification and education, warning tickets will continue to be issued for an additional two-week period in October.

As a reminder, in June 2017, following a parking public input meeting, GPD changed the procedure so that any first-time violation for parking would result in a warning ticket only. (A memo outlining this change was sent to former City Manager Barbara Lipscomb and included in the June 7, 2017, Notes to Council packet.) As tickets are generated based on the license plate, if/when a plate number is entered in the parking system, and the plate number has not been entered before, then a warning ticket will automatically be generated. If however, the plate number exists in the system already, that means a warning and/or other tickets have previously been generated.

To highlight the changes in enforcement times:

- **Street parking** and all 2 hour parking locations in the Uptown area will be enforced on a periodic basis up to 10:00 PM at the request of several business owners. (According to City Code 10-2-175, the 2 hour rule does not have time restrictions. i.e. it can be enforced as needed in the evenings)
- Paid parking hours in the **Parking Deck** have not changed. They are still 9:00AM-6:00PM.

Attachment

GPD Mission Statement

The Greenville Police Department exists to enhance public safety and quality of life, in partnership with ALL people in OUR community, by preventing crime with honor and integrity.

1091170



Find yourself in good company®

uptown parking

This is a friendly reminder that all 2-hour parking locations in the Uptown area are enforced on a periodic basis up to 10:00 p.m. at the request of Uptown business owners.

(According to City Code 10-2-175, the 2-hour rule does not have time restrictions and can be enforced as needed in the evenings)

Paid parking in the 4th Street Parking Deck exists between 9:00 a.m. and 6:00 p.m. Deck parking is *free of charge* after that time.

The City of Greenville does not enforce meter parking or overtime parking in the Uptown area on Sundays or holidays.


QUESTIONS?

EMAIL GREENVILLE PARKING ENFORCEMENT

PARKING@GREENVILLENC.GOV

OR CALL 252.329.4884

MEMORANDUM

TO: Ann E. Wall, City Manager 

FROM: Cassandra Daniels, Human Relations Officer

DATE: October 8, 2018

RE: **GAME P.L.A.Y (Police, Life and Youth) Event**

One of the major goals of the Human Relations Council (HRC) is to continue to provide opportunities for citizens to build a strong relationship with the Greenville law enforcement community. The Council's efforts to provide opportunities for engagement through various community dialogues will strengthen the community and build trust. HRC believes that GAME P.L.A.Y is a very creative approach that will foster a positive and respectful relationship with youth.

GAME P.L.A.Y was developed by co-founders Mr. Gera Miles, an ECU Professor, and Mr. Dion Dail, a GAME STOP Store Leader. It is an interactive game designed to build trust and positive relations between youth and law enforcement. The first component is to combine youth and law enforcement officers to play non-violent but competitive games that will initiate conversations to increase team-building and trust. The second component is the break-out sessions (break out rooms) where the combined law enforcement officers and youth groups continue their conversations. Break-out sessions could engage youth in conversations where they are given an opportunity to share their personal stories, and/or discuss national news events that have caused problematic tension between the community and law enforcement.

An initial meeting was held on Thursday, October 4th with members of the Human Relations Council and representatives from City departments (City Manager's Office and Recreation and Parks Department), the Boys and Girls Club, and Dion Dail, cofounder of GAME P.L.A.Y, to discuss establishing a GAME P.L.A.Y event. As a result of that meeting, the first GAME P.L.A.Y event is scheduled for **Wednesday, November 7th from 5:00 – 7:30 pm**. The event will take place at South Greenville Recreation Center, located at 851 Howell Street. Staff anticipate up to 400 youth, between the ages of 12 – 17, could attend the City's first GAME P.L.A.Y event.

If additional information is needed, please contact the Human Relations Office at 252-329-4494 or via e-mail: cdaniels@greenvillenc.gov.

cc: Thomas Barnett, Community Development Director
Ken Graves, Assistant City Manager
Michael Cowin, Assistant City Manager

Get Ready for: **GAME P.L.A.Y!**


Police, Life, and Youth



Game P.L.A.Y is an event where Police and local, community youths will play non-violent, but competitive video games to increase respectful interaction and trust between one another!

Wednesday, November 7th 2018

5:00 PM – 7:30 PM



**SPONSORED
BY:**



LOCATION:

**South Greenville
Recreation
Center**


**851 Howell St,
Greenville, NC**





Find yourself in good company

Memorandum

To: Ann E. Wall, City Manager
From: Leah B. Futrell, Director of Human Resources 
Date: October 9, 2018
Subject: **Follow-up from the September 24, 2018 Joint City Council-GUC Meeting**

At the September 24, 2018 Joint City Council-GUC Meeting, a question related to the City-GUC medical plan's experience and health outcomes was asked by a member of the Joint Board. This Memorandum is provided in response to the question.

During the spring of each year, Cigna staff provides City and GUC staff with a high level overview of medical and prescription claims, which includes an overview of the plan's top chronic conditions and other key findings. In compliance with HIPAA regulations, Cigna provides aggregated data as opposed to individualized data in order to inform the City and GUC of the cost drivers and categories of utilization. Attached are examples of the aggregated data analytics provided by Cigna earlier this year. For each analytics summary, the "norm" is included for comparison purposes, as well as the current and base periods. The norm reflects Cigna's Public Administration and Utilities Book of Business. The current period is calendar year 2017, while the base period is calendar year 2016.

The annual analysis of the aggregated data allows City, GUC, and Cigna staff to strategically focus efforts on preventive care, education, and outreach to include chronic care management. The goal of the analysis and implementation of recommendations, when feasible, is improved health outcomes while restraining rapidly rising health care costs.

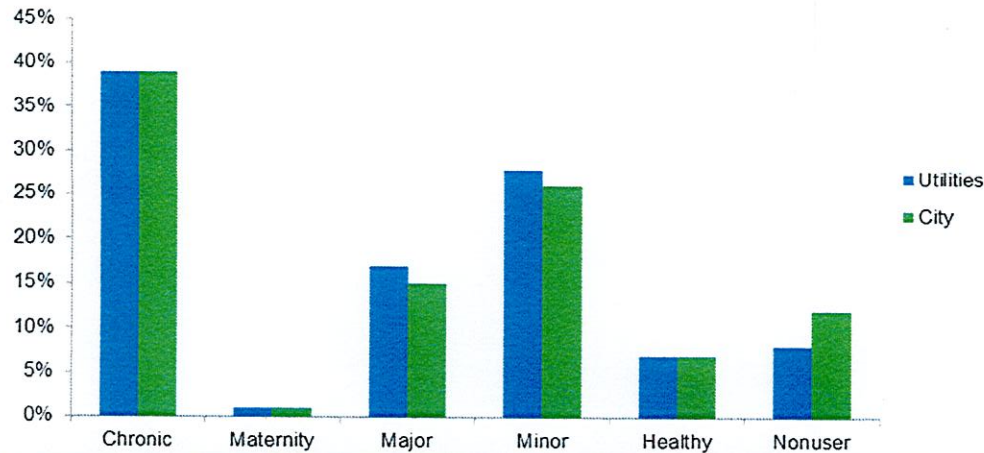
Please let me know if you have any questions or require additional information.



Executive Summary- Breakout



Distribution of City and Utilities by episode group



Medical & Rx Trend



	Current PMPY	Utilities	City
Total Plan Spend	\$5,152.87	\$5,273.94	\$5,080.00
Total Employer Paid	\$4,593.84	\$4,696.43	\$4,532.09
Total Member Paid	\$559.03	\$577.52	\$547.90
Medical Spend PMPY	\$3,728.25	\$3,832.61	\$3,665.44
Employer Paid - Medical	\$3,274.81	\$3,366.36	\$3,219.71
Pharmacy Spend PMPY	\$1,424.62	\$1,441.33	\$1,414.56
Employer Paid - Pharmacy	\$1,319.03	\$1,330.07	\$1,312.39

Demographics & Financial

	City	Utilities	Total	Norm
Members				
Average Number of Employees	760	442	1,202	
Average Number of Members	1,668	1,004	2,672	
Average Employee Age	42.1	43.4	42.6	
Demographic Factor	0.82	0.86	0.83	1.12
Cost Trend				
Plan Spend - Medical	\$6,113,643	\$3,847,626	\$9,961,269	
Plan Spend - Pharmacy	\$2,359,367	\$1,446,973	\$3,806,340	
Total Plan Spend	\$8,473,010	\$5,294,599	\$13,767,609	
Medical Plan Spend PMPY	\$3,665.44	\$3,832.61	\$3,728.25	\$5,014.01
Pharmacy Plan Spend PMPY	\$1,414.56	\$1,441.33	\$1,424.62	\$1,344.52
Total Plan Spend PMPY	\$5,080.00	\$5,273.94	\$5,152.87	\$6,358.52
Performance Indicators				
Cat Claimants in Excess Per K	14.4	17.9	15.7	16.5
Cat Plan Spend PMPY (Med+Rx)	\$1,638.61	\$1,927.13	\$1,747.02	\$2,212.48
Non-Cat Plan Spend PMPY (Med + Rx)	\$3,441.39	\$3,346.81	\$3,405.85	\$4,146.04
Network Penetration	98.9%	93.9%	96.9%	92.3%
Medical Discounts	38.3%	40.0%	38.9%	55.9%

Population Health & Pharmacy

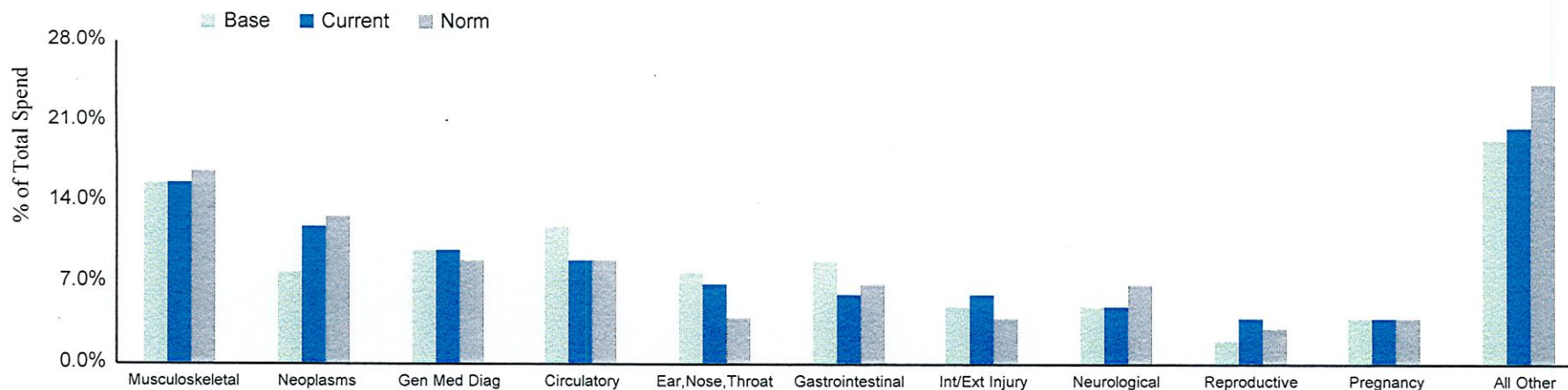
	City	Utilities	Total	Norm
Population Health Measures				
Chronic Percent of Population	39.0%	38.7%	38.9%	42.5%
Chronic Percent of Cost	77.9%	77.0%	77.5%	75.9%
Total Health Engagement - % of Pop	41.4%	49.8%	44.5%	29.6%
Preventive Care Utilization	46.8%	49.7%	47.9%	45.4%
Well Visit Completions	42.0%	44.3%	42.9%	37.8%
Health Assessment Completions	15.6%	20.4%	17.4%	11.5%
Gaps in Care Rule Compliance	71.4%	69.8%	70.8%	71.5%
Pharmacy Indicators				
Generic Dispensing Rate	87.5%	86.6%	87.1%	87.7%
Generic Substitution Rate	96.6%	96.7%	96.6%	97.1%
Specialty Plan Spend PMPY (Rx Only)	\$292.88	\$245.49	\$275.08	\$474.02
Specialty Plan Spend PMPY (Med Only)	\$155.93	\$178.52	\$164.42	\$305.49
Non-Specialty Plan Spend PMPY (Rx only)	\$1,121.68	\$1,195.84	\$1,149.54	\$870.50
Prescriptions PMPY (Retail adjusted)	12.91	14.51	13.51	13.69



Total Plan Spend by Condition



Top conditions by plan spend



Top ICD conditions

ICD Category	PMPY			
	Base	Current	Trend Contribution	Norm
Musculoskeletal	\$577.13	\$604.00	0.8%	\$795.21
Neoplasms	\$283.86	\$429.34	4.1%	\$604.84
Gen Med Diag	\$360.76	\$353.98	-0.2%	\$406.05
Circulatory	\$432.01	\$338.83	-2.6%	\$403.56
Ear,Nose,Throat	\$270.91	\$274.07	0.1%	\$169.45
Gastrointestinal	\$333.27	\$229.40	-2.9%	\$352.71
Int/Ext Injury	\$178.70	\$221.55	1.2%	\$180.51
Neurological	\$173.14	\$192.35	0.5%	\$310.90
Reproductive	\$83.63	\$154.25	2.0%	\$143.28
Pregnancy	\$158.78	\$137.42	-0.6%	\$179.37
All Other	\$728.63	\$784.73	1.6%	\$1,179.61

Cancer prevalence and cost by condition

Condition	# of Members	Prevalence	Cancer Cost Per Patient	Total Plan Spend
Dermatology	22	0.8%	\$1,655	\$36,404
Breast	13	0.5%	\$29,828	\$387,768
Conditions-Male	8	0.3%	\$738	\$5,902
Conditions-Female	4	0.1%	\$49,508	\$198,032
Gastro-Neoplasms	3	0.1%	\$45,936	\$137,807
Rectum	2	0.1%	\$17,747	\$35,494
Disease/Thyroid	2	0.1%	\$756	\$1,512
ENT Neoplasms	1	0.0%	\$71,321	\$71,321
Orthopedic Neoplasm	1	0.0%	\$29,490	\$29,490
Other	2	0.1%	\$136,821	\$273,641



Pharmacy Key Findings



Key Indicators	Base	Current	Trend	Norm
Pharmacy Plan Spend PMPY	\$1,326.91	\$1,424.62	7.4%	\$1,344.52
Specialty Plan Spend PMPY	\$220.35	\$275.08	24.8%	\$474.02
Non-Specialty Plan Spend PMPY	\$1,106.56	\$1,149.54	3.9%	\$870.50
Retail Adjusted Scripts PMPY	12.9	13.5	4.5%	13.7
Generic Utilization Rate	86.0%	87.1%	1.1%	87.7%

Top 10 Drug Classes

Therapeutic Class	Current (PMPY)	Trend
Anti-Inflam Disease Modifiers	\$116.47	40.1%
Hypoglycemics	\$109.10	47.3%
Asthma Related	\$101.97	14.6%
Stimulants	\$96.55	-11.7%
Insulins	\$86.79	-1.6%
Antineoplastics	\$84.13	11.7%
Narcotic Analgesics	\$75.78	-0.3%
Anticonvulsants	\$62.96	26.8%
Antiulcer	\$59.31	2.2%
Lipid Lowering	\$44.42	-14.8%

Trends and Observations

Overall Trend increased 7.4%

- Trend mostly driven by specialty drug utilization with an increase in drugs used for RA/psoriasis/Crohn's and cancer
- Nominal rise in non-specialty plan spend due to increase use of drugs for diabetes, asthma and seizures
- Generic prescription utilization rate increased 1.1%, resulting in savings of \$175,673



Top Therapeutic Class Trend




Therapeutic class trend driver analysis by plan spend

Base Rank	Current Rank	Therapeutic Class	Condition	Plan Spend PMPY				Unique Members	Utilizing Members	Days Supply PMPY	Inflation
				Base	Current	Trend	Norm	Current	Trend	Trend	Trend
4	1	Anti-Inflam Disease Modifiers	Arthritis	\$83.14	\$116.47	40.1%	\$163.58	9	0.0%	14.0%	12.4%
7	2	Hypoglycemics	Diabetes	\$74.07	\$109.10	47.3%	\$100.07	109	6.9%	18.4%	5.4%
2	3	Asthma Related	Asthma	\$88.97	\$101.97	14.6%	\$66.86	430	-6.1%	3.5%	9.3%
→ 1	4	Stimulants	ADHD	\$109.28	\$96.55	-11.7%	\$52.79	178	-0.6%	-2.1%	2.4%
3	5	Insulins	Diabetes	\$88.16	\$86.79	-1.6%	\$80.48	36	-5.3%	-0.3%	10.4%
6	6	Antineoplastics	Cancer	\$75.29	\$84.13	11.7%	\$80.01	33	22.2%	7.0%	4.5%
5	7	Narcotic Analgesics	Pain	\$76.01	\$75.78	-0.3%	\$26.08	417	-11.1%	-1.5%	1.2%
10	8	Anticonvulsants	Seizures	\$49.64	\$62.96	26.8%	\$32.42	163	14.0%	14.6%	8.0%
8	9	Antiulcer	Ulcer / Heartburn	\$58.01	\$59.31	2.2%	\$22.94	299	-7.4%	6.1%	0.0%
9	10	Lipid Lowering	Cholesterol	\$52.15	\$44.42	-14.8%	\$44.88	255	-3.0%	2.0%	-1.1%
12	11	Antidepressants	Depression	\$35.48	\$43.42	22.4%	\$30.50	333	-2.1%	10.3%	3.5%
11	12	Estrogenic/Androgenic/Progest	Hormone Replacement Contraception	\$40.64	\$36.40	-10.4%	\$24.70	76	-2.6%	-5.7%	7.8%
13	13	Contraceptives		\$33.35	\$35.25	5.7%	\$23.02	226	3.2%	10.8%	0.9%
15	14	Antipsychotic/Manic	Psychosis	\$24.75	\$25.60	3.4%	\$16.24	26	18.2%	7.3%	-3.2%
14	15	Migraine	Migraine	\$25.57	\$24.48	-4.3%	\$8.34	50	-3.8%	-6.0%	12.8%
		All Other		\$412.40	\$421.98	2.3%	\$571.59	2,001	0.7%	3.2%	6.7%
Total				\$1,326.91	\$1,424.62	7.4%	\$1,344.52	2,166	-1.5%	4.7%	5.5%

Comments

- The top 15 therapy classes accounted for 70.4% (\$1,002.63) of total plan spend PMPY \$1,424.62 in the current period
- There are a number of generic alternatives which could help lower plan spend

Memo

To: Ann Wall, City Manager
From: Gary Fenton, Director of Recreation and Parks 
Date: October 10, 2018
Re: Thomas Foreman Park Concession Stand/Press Box Project Update

Recreation and Parks staff have been working on a project to renovate the concession stand / press box at Thomas Foreman Park. Funds to renovate the facility, which is primarily used by the Jackie Robinson Baseball League, were identified in the FY19 budget and were not to exceed \$30,000.

Staff met with Jackie Robinson Baseball League Board Members to discuss the project and to determine what areas should be targeted during the renovation. After discussing with board members, project priorities were identified and a bid process took place.

Three contractors were invited to bid on the project. Only one contractor, *Top Level Construction*, submitted a bid. The work scheduled to be completed is listed below:

- Remove the existing interior staircase on the lower level. The area will be closed in and will allow the upstairs to have a new closet for storage. This will also allow equipment downstairs, including electrical and plumbing, to be moved in order to provide more room within the concession stand.
- Install new ductless HVAC system for the lower level.
- Upgrade the existing concession stand window with sliding windows and wire glass for safety. The existing wire grate over the window will be removed.
- To allow entrance to the second floor “press box,” new exterior steps and a new door will be installed. Additional sidewalks will be added to allow for accessibility around the new staircase.
- The existing door and frame at the exterior storage room at the rear of the building will be removed and replaced with a new frame and door. The door will be reversed (opening outward) to allow for more interior storage.

The project cost will be \$29,950.00 and a Purchase Order has been issued for that amount. Construction will begin after October 18th, when the fall season concludes. It is anticipated the project will be completed by January 15, 2019.

Please let me know if there are any questions.

cc: Michael Cowin, Assistant City Manager