

City Council Meeting

May 11, 2020



Find yourself in good company®

Item 9

Presentation of the City's proposed
Fiscal Year 2020-2021 operating
budget



Find yourself in good company®



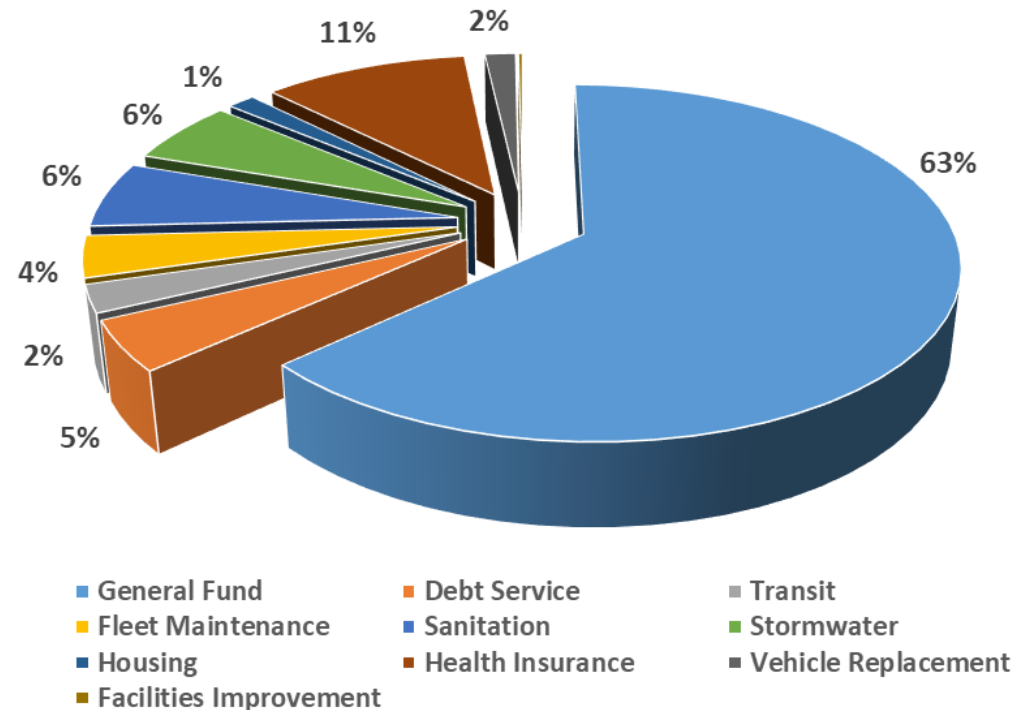
Greenville
NORTH CAROLINA

Find yourself in good company[®]

FISCAL YEAR 2020-21
PROPOSED BUDGET

CITY OF GREENVILLE
FISCAL YEAR 2020-21 PROPOSED BUDGET
CITY OPERATING FUNDS OVERVIEW

General Fund	\$ 82,151,742
Debt Service	5,943,531
Transit	3,230,676
Fleet Maintenance	4,923,234
Sanitation	7,863,853
Stormwater	7,559,820
Housing	1,852,166
Health Insurance	13,757,908
Vehicle Replacement	2,051,643
Facilities Improvement	250,000
Total Revenue	\$ 129,584,573

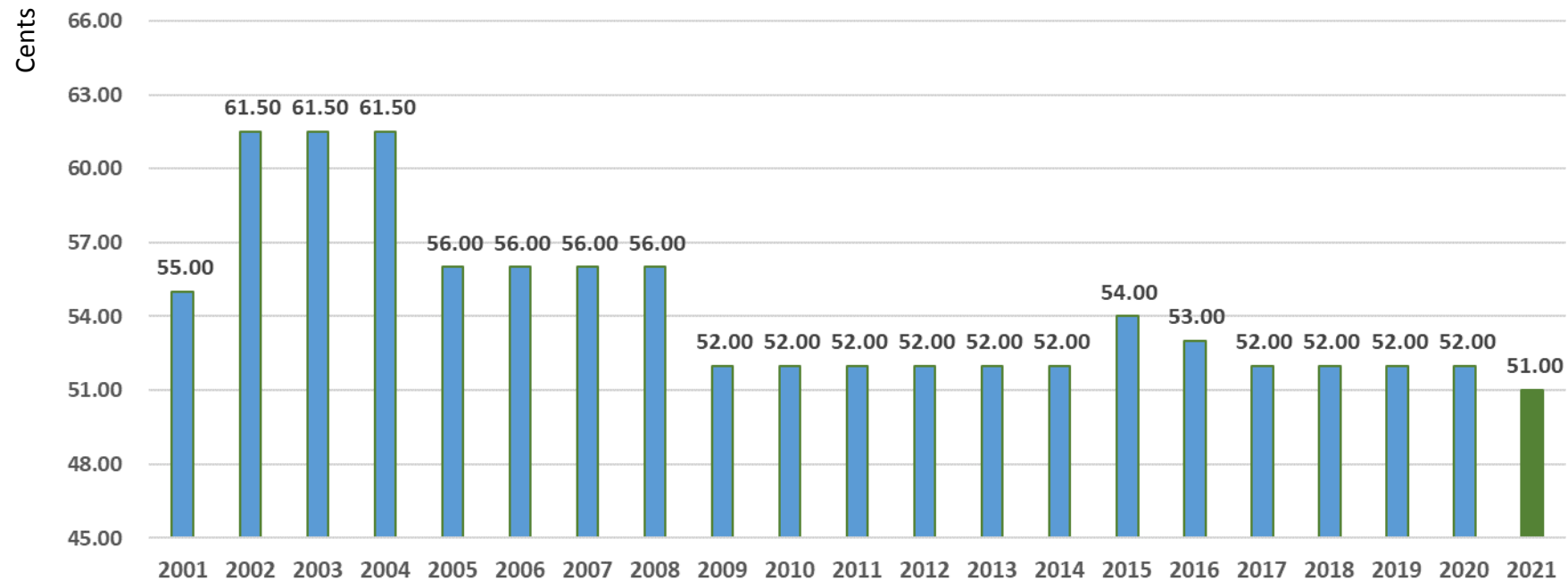


CITY OF GREENVILLE

FISCAL YEAR 2020-21 BUDGET HIGHLIGHTS TIED TO COUNCIL GOALS

Goal: Build a High-Performing, Diverse Organization, Govern With Transparency and Fiscal Responsibility, and Tells Our Story to the Community and Region

- Reduces the Property Tax Rate by One Cent to 51.0¢



CITY OF GREENVILLE

FISCAL YEAR 2020-21 BUDGET HIGHLIGHTS TIED TO COUNCIL GOALS

Goal: Build a High-Performing, Diverse Organization, Govern With Transparency and Fiscal Responsibility, and Tells Our Story to the Community and Region

- Appropriates 85% of all General Fund Revenues into Core Public Service Areas:
 - Police
 - Fire / Rescue
 - Recreation and Parks
 - Planning & Development
 - Economic Development
 - Capital Related Debt Service
 - Capital & Facility Improvements
 - Street Improvements

CITY OF GREENVILLE

FISCAL YEAR 2020-21 BUDGET HIGHLIGHTS TIED TO COUNCIL GOALS

Goal: Build a High-Performing, Diverse Organization, Govern With Transparency and Fiscal Responsibility, and Tells Our Story to the Community and Region

- Includes an Overall 12.2% Increase in the City of Greenville's Property Base Distributed as Follows:
 - 2.0% Normal Growth
 - 10.2% Growth Resulting from Pitt County Property Revaluation
- Adjusts the General Fund Budget by More Than \$8,000,000 to Offset the Projected Reduction in Revenues Due to the COVID-19 Pandemic
 - Provides for At Least 75% of the Adjustments Made to the Budget Due to COVID-19 to be Made From Recurring Operating Expense Appropriations Routinely Included in the Budget

CITY OF GREENVILLE

FISCAL YEAR 2020-21 BUDGET HIGHLIGHTS TIED TO COUNCIL GOALS

Goal: Build a High-Performing, Diverse Organization, Govern With Transparency and Fiscal Responsibility, and Tells Our Story to the Community and Region

- Invests \$200,000 in Funding to Support the City's Information Technology Infrastructure
- Provides \$145,679 for the Scheduled Replacement of Workstation Computers
- Provides City Employees an Additional One Year Allowance of Sick Leave to be Used by Employees for Emergency Leave Due to COVID-19 or to be Banked for Future Leave Purposes
- Provides Funding to Continue the City's Efforts to Share City News and Activities on City Social Media Channels

CITY OF GREENVILLE

FISCAL YEAR 2020-21 BUDGET HIGHLIGHTS TIED TO COUNCIL GOALS

Goal: Deliver Public Infrastructure Improvements and Execute Existing Opportunities Related to Transportation Networks, Recreation & Parks, and Stormwater Projects

- Provides for \$3,100,000 in Annual Funding for Local Street Improvements (an Increase of \$600,000 from the FY2019-20 Funding Level)
- Appropriates \$600,000 in Annual Match Funding for the Construction of the Pedestrian Transportation Projects Included in the BUILD Grant (\$15 Million Federal Grant)
- Provides for the Debt Service Appropriations Required to Fund the \$7,850,000 in General Obligation Bonds Issued as Part Two of the 2015 Transportation Bond
- Provides for Funding to Begin the Design and Construction of the New Fire Station #7 off Bayswater Road and Funding for the Fire Station #1 Bay Extension

CITY OF GREENVILLE

FISCAL YEAR 2020-21 BUDGET HIGHLIGHTS TIED TO COUNCIL GOALS

Goal: Deliver Public Infrastructure Improvements and Execute Existing Opportunities Related to Transportation Networks, Recreation & Parks, and Stormwater Projects

- Provides for \$250,000 to Support the City's Deferred Maintenance and Infrastructure Needs of Facilities
- Provides for \$512,751 in Funding for Emergency Replacement of Vehicles to the City's Fleet
- Provides for the Continued Implementation of the Preventive Maintenance Program Within the Stormwater Division

CITY OF GREENVILLE

FISCAL YEAR 2020-21 BUDGET HIGHLIGHTS TIED TO COUNCIL GOALS

Goal: Expand the Economic Hub of Eastern North Carolina Through Proactive Economic Development and Job Creation

- Invests \$500,000 as a Sustaining Member into the Greenville ENC Alliance
- Invests Up to \$200,000 into Job Creation Grants Funded as Follows:
 - \$100,000 Funded by the City of Greenville
 - \$100,000 Funded by Greenville Utilities Commission
- Provides \$25,000 in Funding for Skills Training Through the Pitt Community College Jobs Initiative Program
- Provides \$20,000 in Funding to Support Local Small Businesses
- Provides \$100,000 in Funding to Assist With Local Business Recovery Efforts Related to COVID-19

CITY OF GREENVILLE

FISCAL YEAR 2020-21 BUDGET HIGHLIGHTS TIED TO COUNCIL GOALS

Goal: Build a Thriving and Attractive Community by Creating Vibrant Neighborhoods, and Expanding Artistic, Cultural, and Recreational Opportunities

- Includes \$100,000 to Fund the Adopt-a-Street Program and Maintain the Following:
 - 10th Street Connector From Memorial to Evans Street
 - Stantonsburg Road From 264 By-Pass to Arlington Blvd
- Includes \$105,000 to Partner with Area Groups to Enhance the City's Entertainment Scene and Support the Arts Community:
 - \$35,000 Partnership with the Pitt County Arts Council at Emerge
 - \$15,000 to Fund the Greenway Arts Program
 - \$50,000 Partnership with Uptown Greenville
 - \$5,000 Partnership with Greenville/Pitt County Chamber of Commerce
- Includes \$50,000 in Funding to Maintain the City's Parks and Greenways

CITY OF GREENVILLE
FISCAL YEAR 2020-21 BUDGET HIGHLIGHTS TIED TO COUNCIL GOALS

Goal: Enhance Community Engagement, Safety, and Wellness

- Provides \$150,000 in Funding for the Replacement of Public Safety Radios Within Both the Police and Fire/Rescue Departments
- Provides for Funding to Begin the Design and Construction of the New Fire Station #7 off Bayswater Road and Funding for the Fire Station #1 Bay Extension
- Provides for \$125,000 in Pedestrian Transportation Safety Improvements Including:
 - Street Lighting
 - Street Cameras
 - Pedestrian Safety Enhancements

CITY OF GREENVILLE
FISCAL YEAR 2020-21 BUDGET HIGHLIGHTS TIED TO COUNCIL GOALS

Goal: Enhance Community Engagement, Safety, and Wellness

- Provides for \$486,466 in New Funding to Finance the Following Recreation & Parks Capital Projects
 - Replacement of the City's 48 Year Old Community Pool
 - Eppes Community Center Security Enhancements and Teen Center Addition
 - Adventure Park Development



Greenville
NORTH CAROLINA

Find yourself in good company®

FISCAL YEAR 2020-21 PROPOSED BUDGET
GENERAL FUND

CITY OF GREENVILLE

FISCAL YEAR 2020-21 GENERAL FUND PROPOSED BUDGET

Before We Get Started...

- Significant Reductions in General Revenues Have Been Built Into the Budget Due to the Impact of COVID-19
- Corresponding Operating Expense Adjustments Have Been Made to Balance the General Fund Budget Due to COVID-19

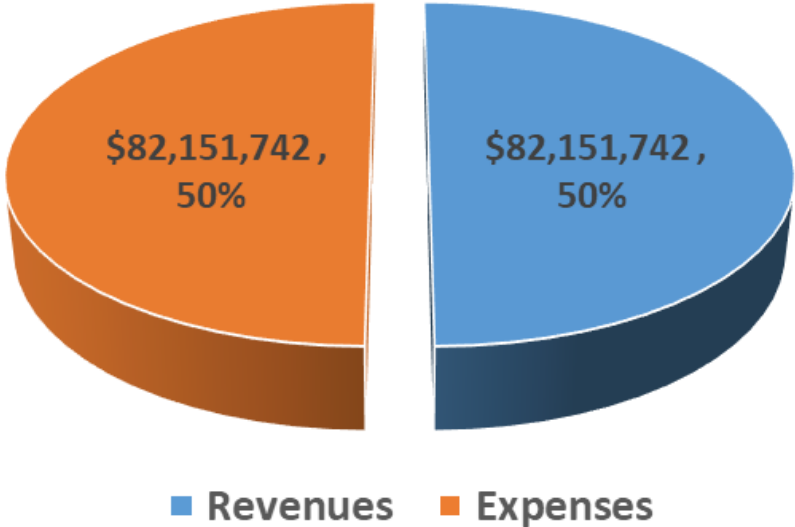
(HOWEVER)

- The Budget DOES NOT Include the Use of Any Property Tax Revenue Derived From Revaluation to Balance the Budget
- The Budgeted Increase in Property Tax Revenue Derived From Revaluation Has Been Used to Provide New Funding or Expanded Funding for Council Identified Priorities or Provide Budget Contingency

CITY OF GREENVILLE
FISCAL YEAR 2020-21 GENERAL FUND PROPOSED BUDGET

The General Fund Represents a Legally Required Balanced Budget:

	Proposed Budget	COVID-19 Impact
Revenues	\$ 82,151,742	\$ (7,565,000)
Expenses	82,151,742	(7,565,000)
Net	-	-





Greenville
NORTH CAROLINA

Find yourself in good company®

FISCAL YEAR 2020-21 PROPOSED BUDGET
GENERAL FUND REVENUES

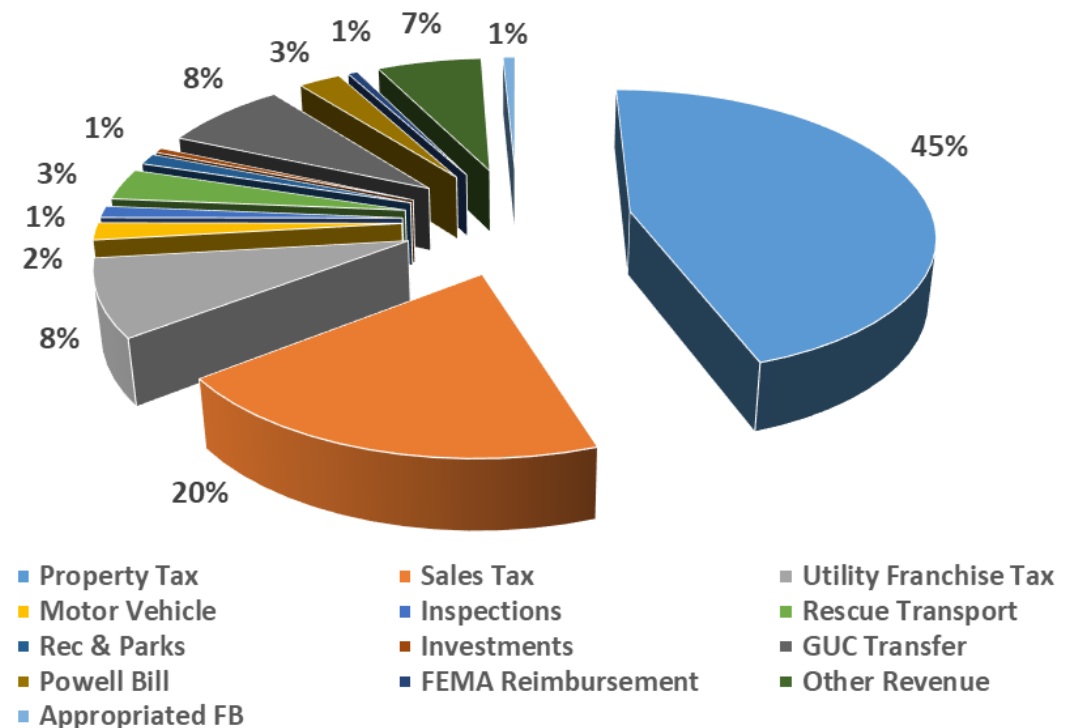
CITY OF GREENVILLE

FISCAL YEAR 2020-21 GENERAL FUND PROPOSED BUDGET

GENERAL FUND REVENUES

**89% of
Total**

	Proposed Budget	COVID-19 Impact
Property Tax	\$ 36,732,650	\$ (700,000)
Sales Tax	16,366,718	(5,456,000)
Utility Franchise Tax	7,000,000	-
GUC Transfer	6,428,989	-
Rescue Transport	2,869,000	(506,000)
Powell Bill	2,182,000	-
Motor Vehicle	1,560,000	-
Inspections	1,047,114	(349,000)
Rec & Parks	1,001,475	(334,000)
Investments	445,000	(445,000)
FEMA Reimbursement	500,000	500,000
Other Revenue	5,400,796	(275,000)
Appropriated FB	618,000	-
Total Revenue	\$ 82,151,742	\$ (7,565,000)

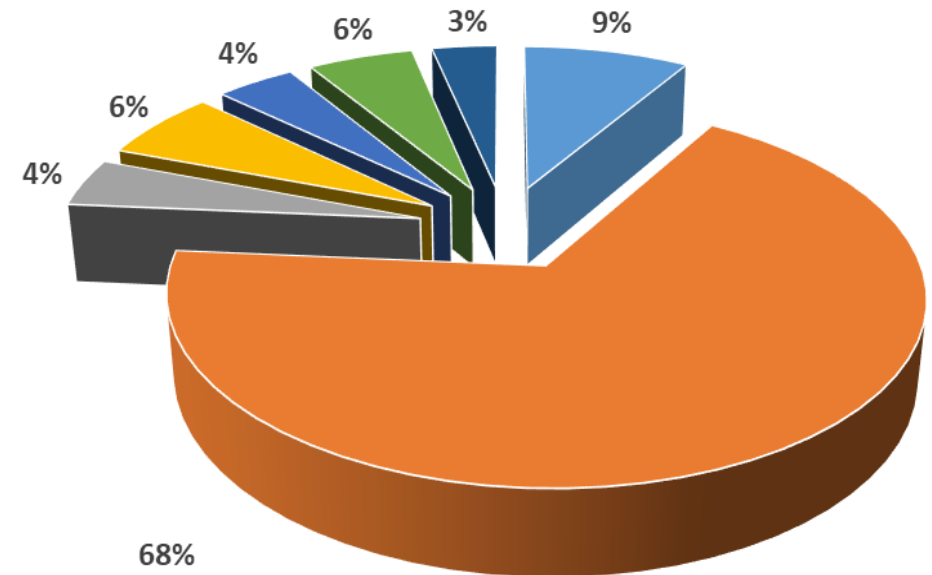


CITY OF GREENVILLE

FISCAL YEAR 2020-21 GENERAL FUND PROPOSED BUDGET

BUDGET REVENUE ADJUSTMENTS DUE TO COVID-19

Line Item	Basis for Adjustment	Budget Adjustment
Property Tax	2% Reduction in Tax Collection Rate	\$ (700,000)
Sales Tax	25% Reduction in Collections From Pre COVID-19 Levels	(5,456,000)
Inspections	25% Reduction in Pre COVID-19 Revenue Levels	(349,000)
Rescue Transport	60% Reduction in First Quarter Revenue	(506,000)
Recreation & Parks	50% Reduction in Revenue for First Half of Fiscal Year	(334,000)
Investments	50% Reduction in Annual Interest Income	(445,000)
Other Revenues	50% Reduction in Annual Parking Revenue	(275,000)
Total Budget Impact		\$ (8,065,000)
Add One-Time FEMA Reimbursement		500,000
Net Budget Impact		\$ (7,565,000)



- Property Tax
- Sales Tax
- Inspections
- Rescue Transport
- Recreation & Parks
- Investments
- Other Revenues

Note:

- **The COVID-19 Adjustments Made to the Budget are Projected. Actual Impact Will Be Different From Budget.**
- **Therefore, the Budget Will Be Adjusted (Up or Down) During the Fiscal Year as More Information Becomes Available.**

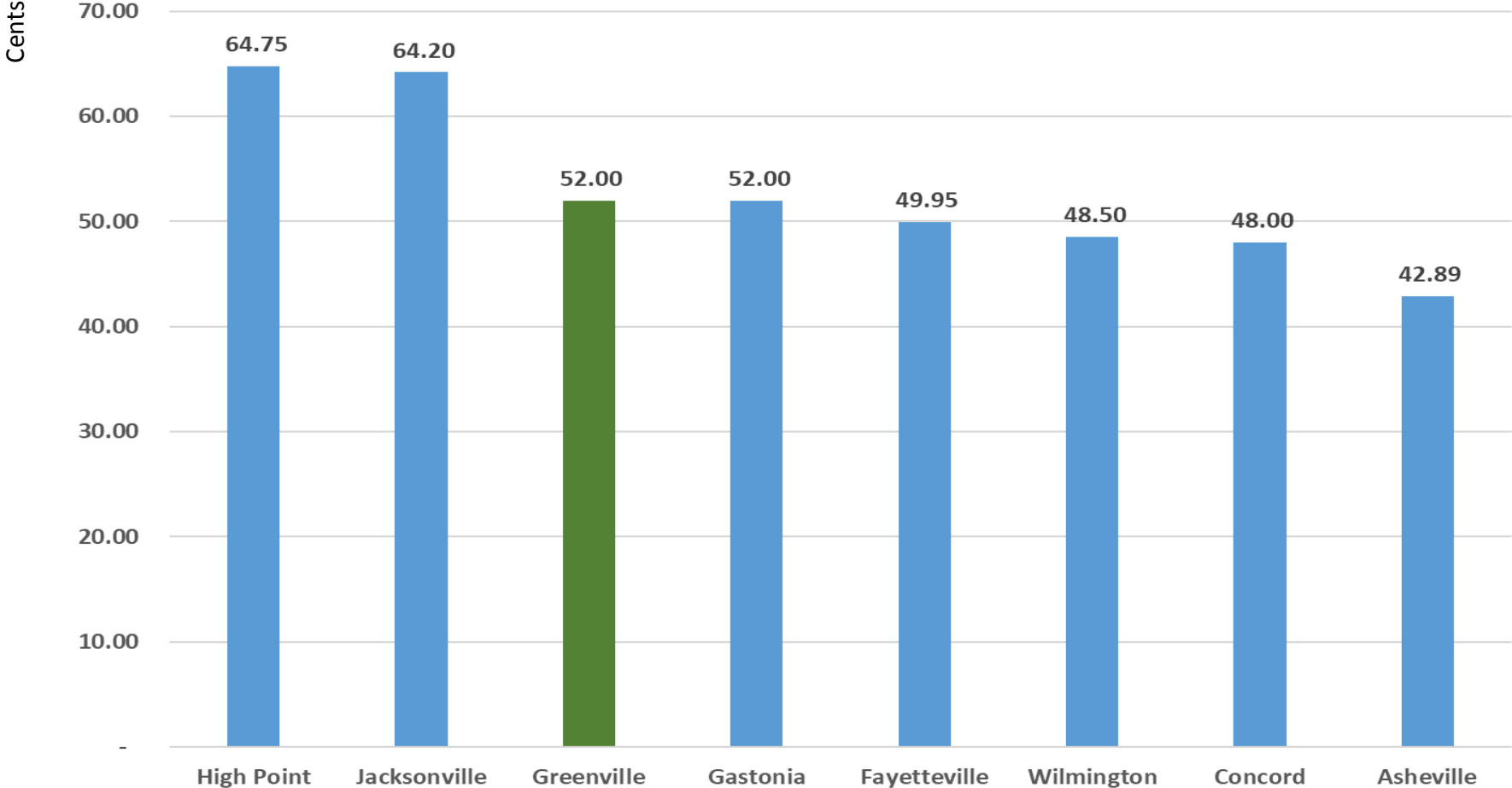


Greenville
NORTH CAROLINA

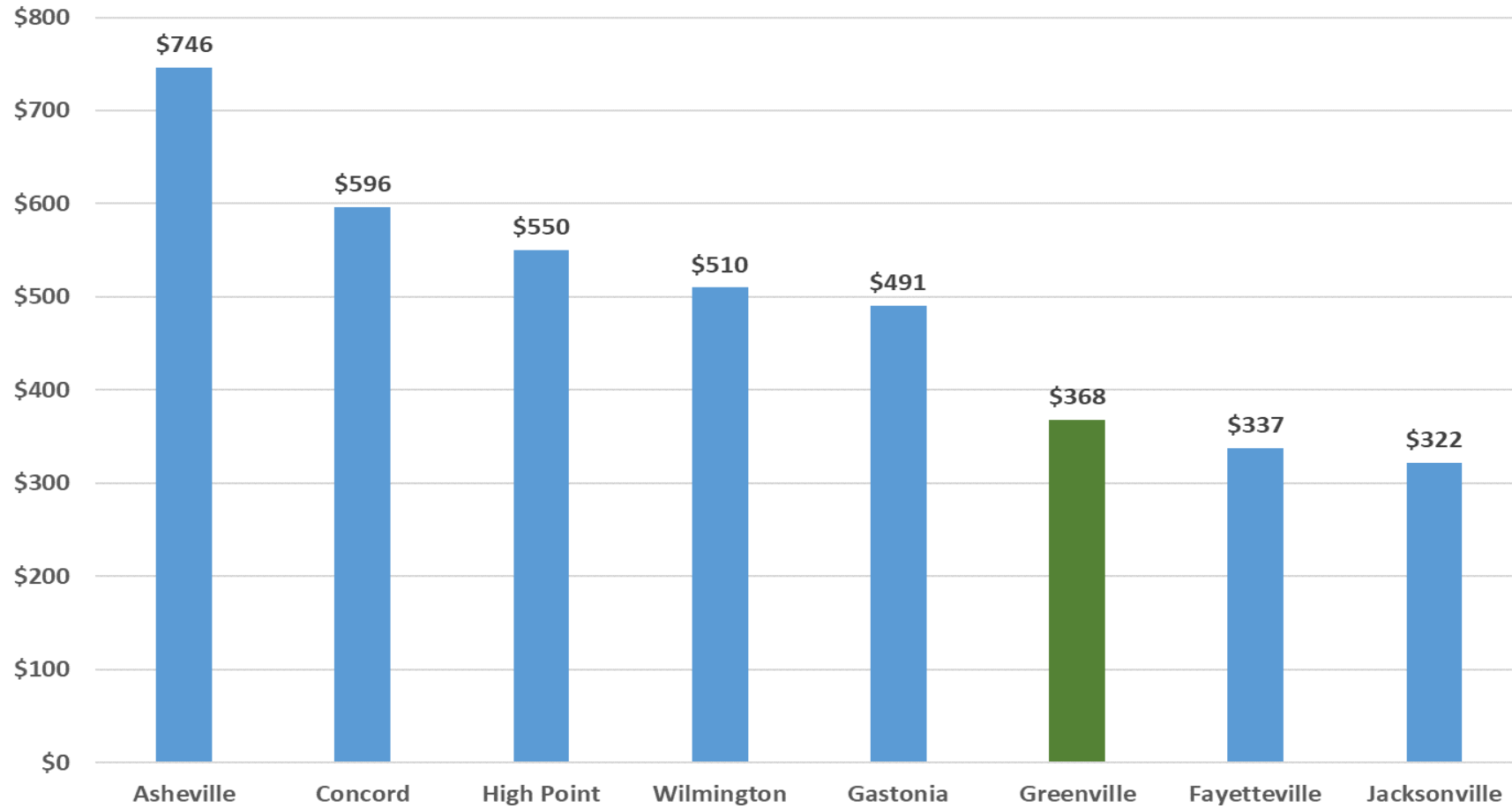
Find yourself in good company®

FISCAL YEAR 2020-21 PROPOSED BUDGET
BUDGET PROPERTY TAX REVENUE

**CITY OF GREENVILLE
COMPARISON TO BENCHMARK CITIES
FISCAL YEAR 2019-20 TAX RATE (IN CENTS)**



**CITY OF GREENVILLE
COMPARISON TO BENCHMARK CITIES
FISCAL YEAR 2019-20 PROPERTY TAX REVENUE PER CAPITA**



**CITY OF GREENVILLE
COMPARISON TO BENCHMARK CITIES
FISCAL YEAR 2019-20 PROPERTY TAX REVENUE PER CAPITA**

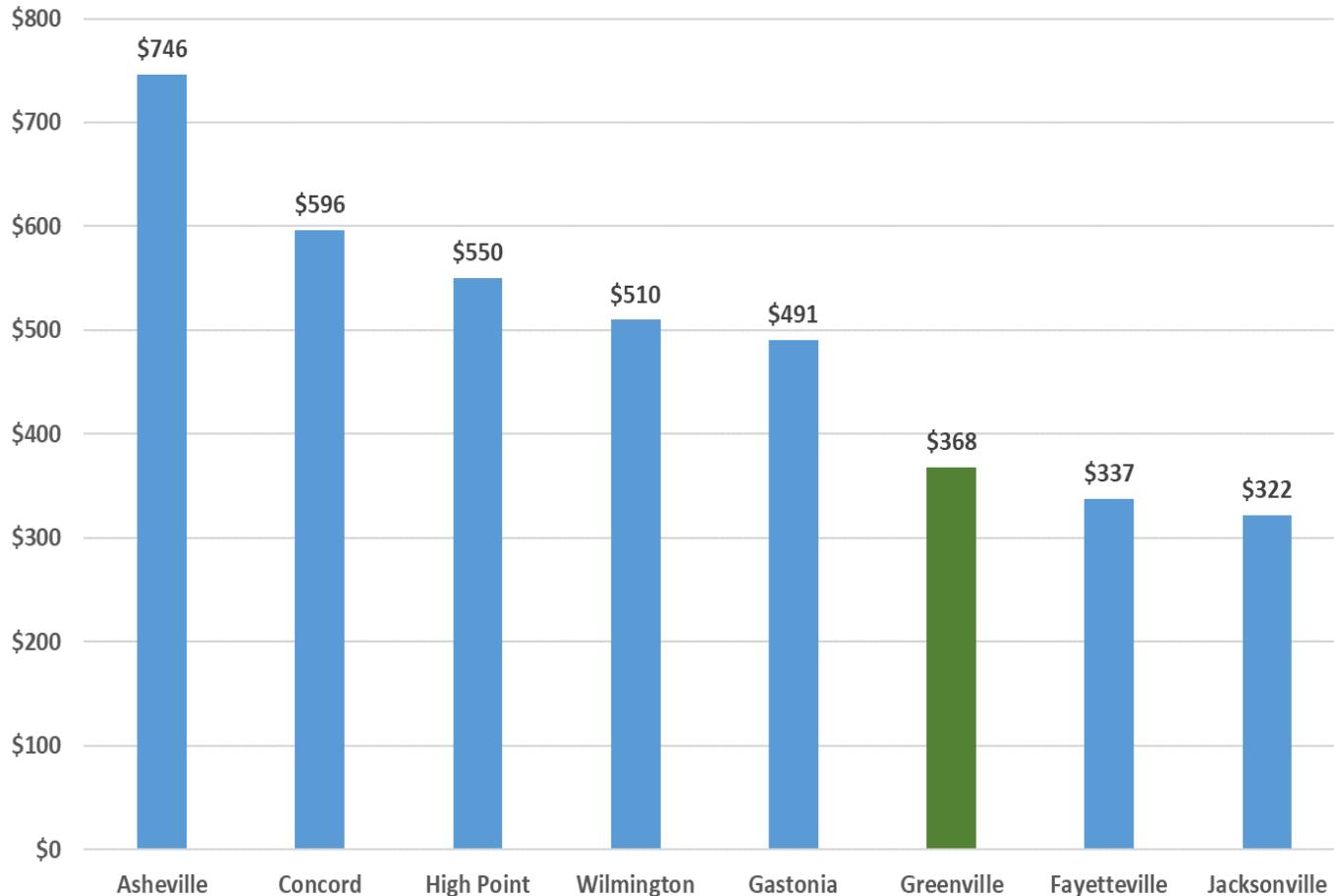


Note #1:

City of Greenville, Fayetteville, and Jacksonville have One Characteristic in Common that Differentiates Them From Their Peers:

- These Communities Have a Significant Amount of Governmental / Non Profit Properties for Which No Property Tax Revenues are Received
 - Greenville: Education & Healthcare
 - Fayetteville & Jacksonville: Military

CITY OF GREENVILLE
COMPARISON TO BENCHMARK CITIES
FISCAL YEAR 2019-20 PROPERTY TAX REVENUE PER CAPITA

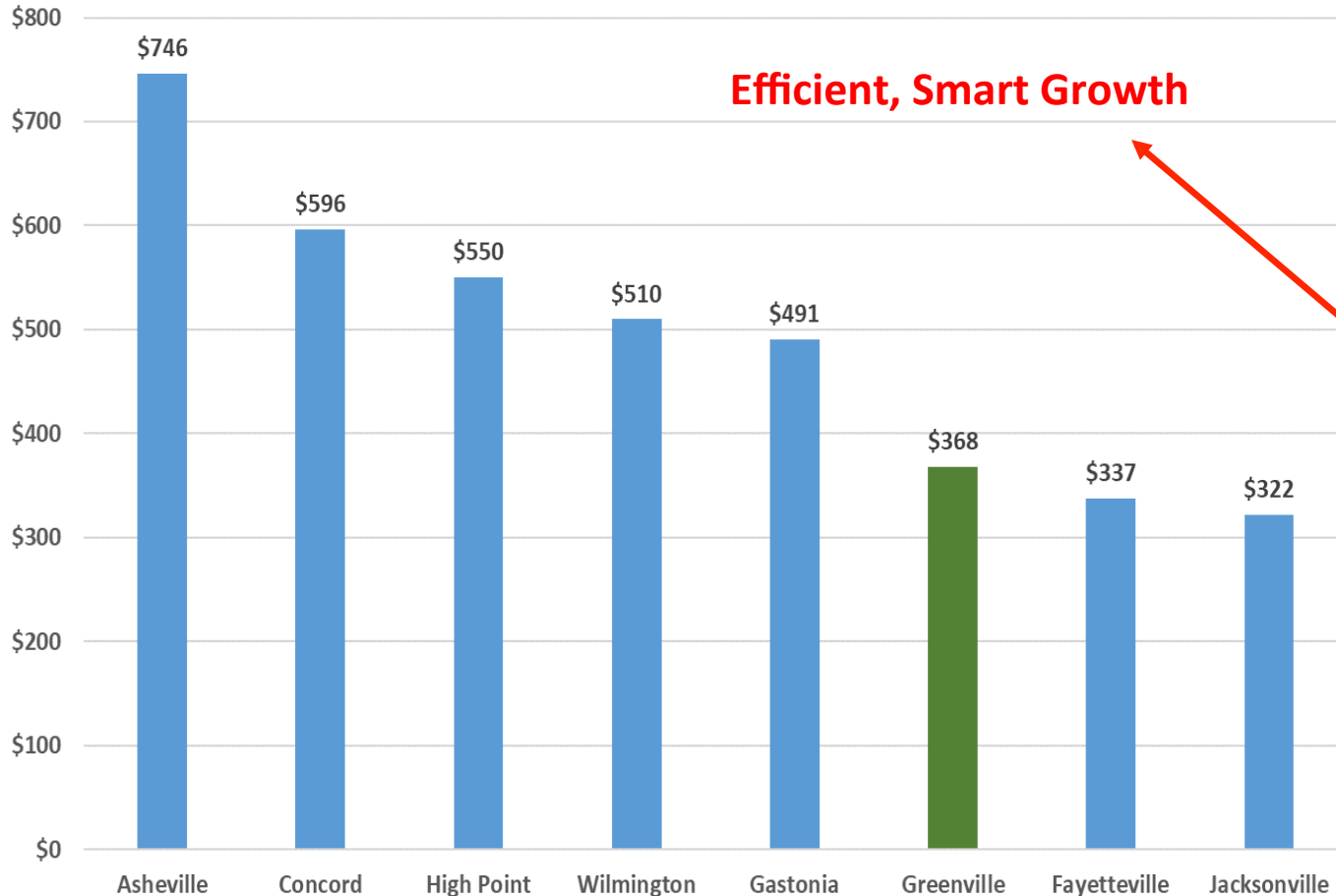


Note #2:

3 Ways to Increase per Capita Property Tax Revenue (Relative to a Stable Population)

1. Expansion of the Tax Base (More Homes, Businesses...)
2. Appreciation in Value of the Tax Base (Properties are Worth More Relative to the Market)
3. Increase the Property Tax Rate

**CITY OF GREENVILLE
COMPARISON TO BENCHMARK CITIES
FISCAL YEAR 2019-20 PROPERTY TAX REVENUE PER CAPITA**

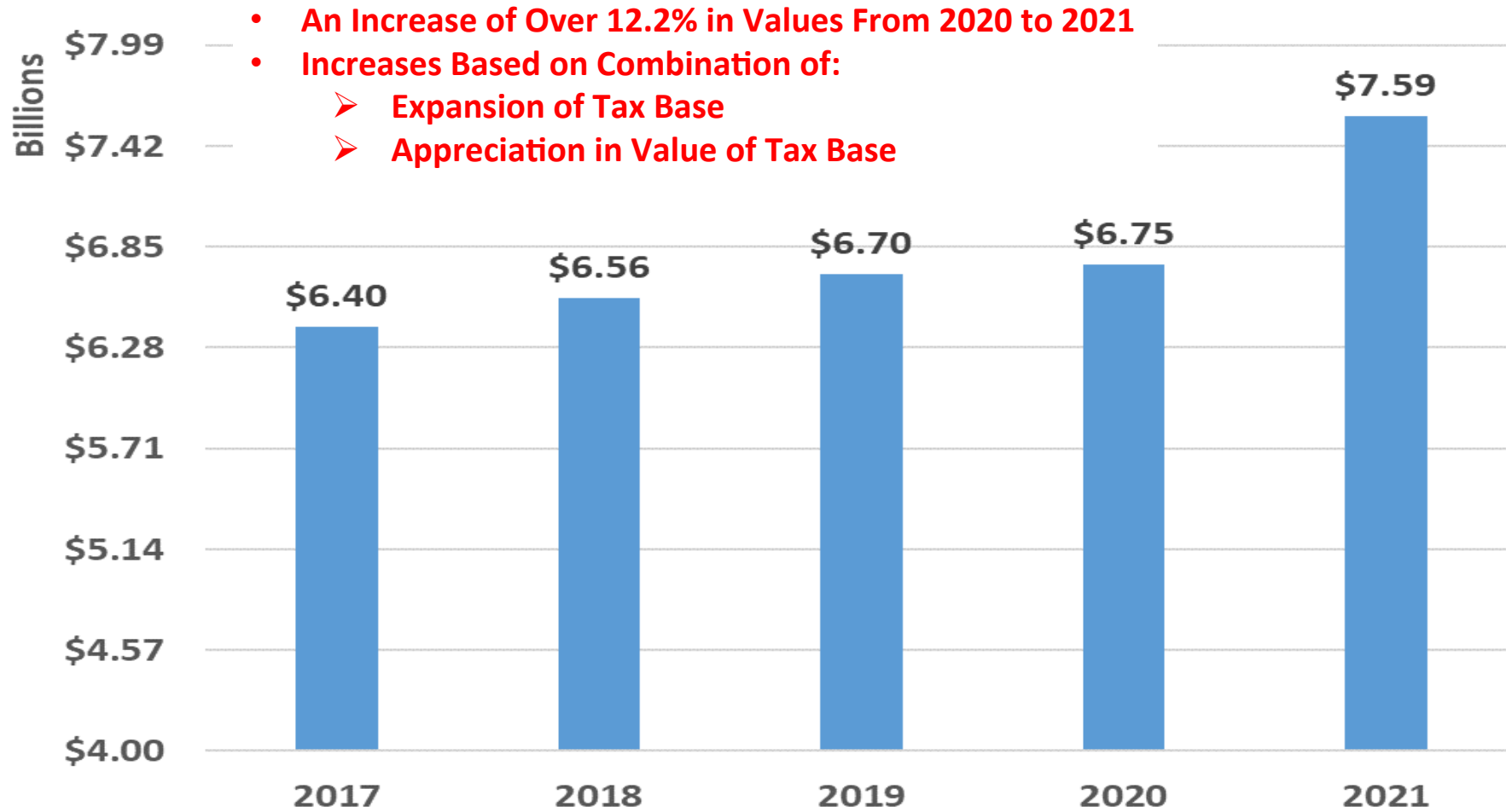


Note #2:

3 Ways to Increase per Capita Property Tax Revenue (Relative to a Stable Population)

1. Expansion of the Tax Base (More Homes, Businesses...)
2. Appreciation in Value of the Tax Base (Properties are Worth More Relative to the Market)
3. Increase the Property Tax Rate

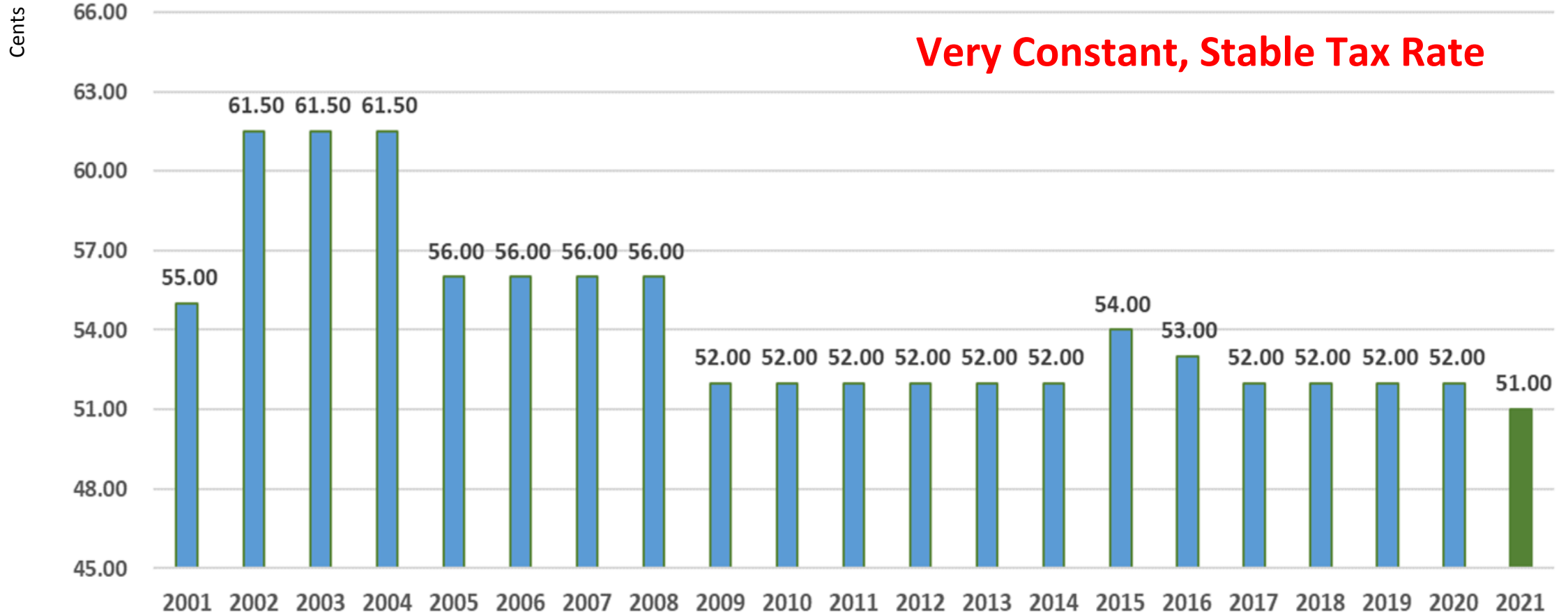
CITY OF GREENVILLE PROPERTY TAX BASE (IN BILLIONS)



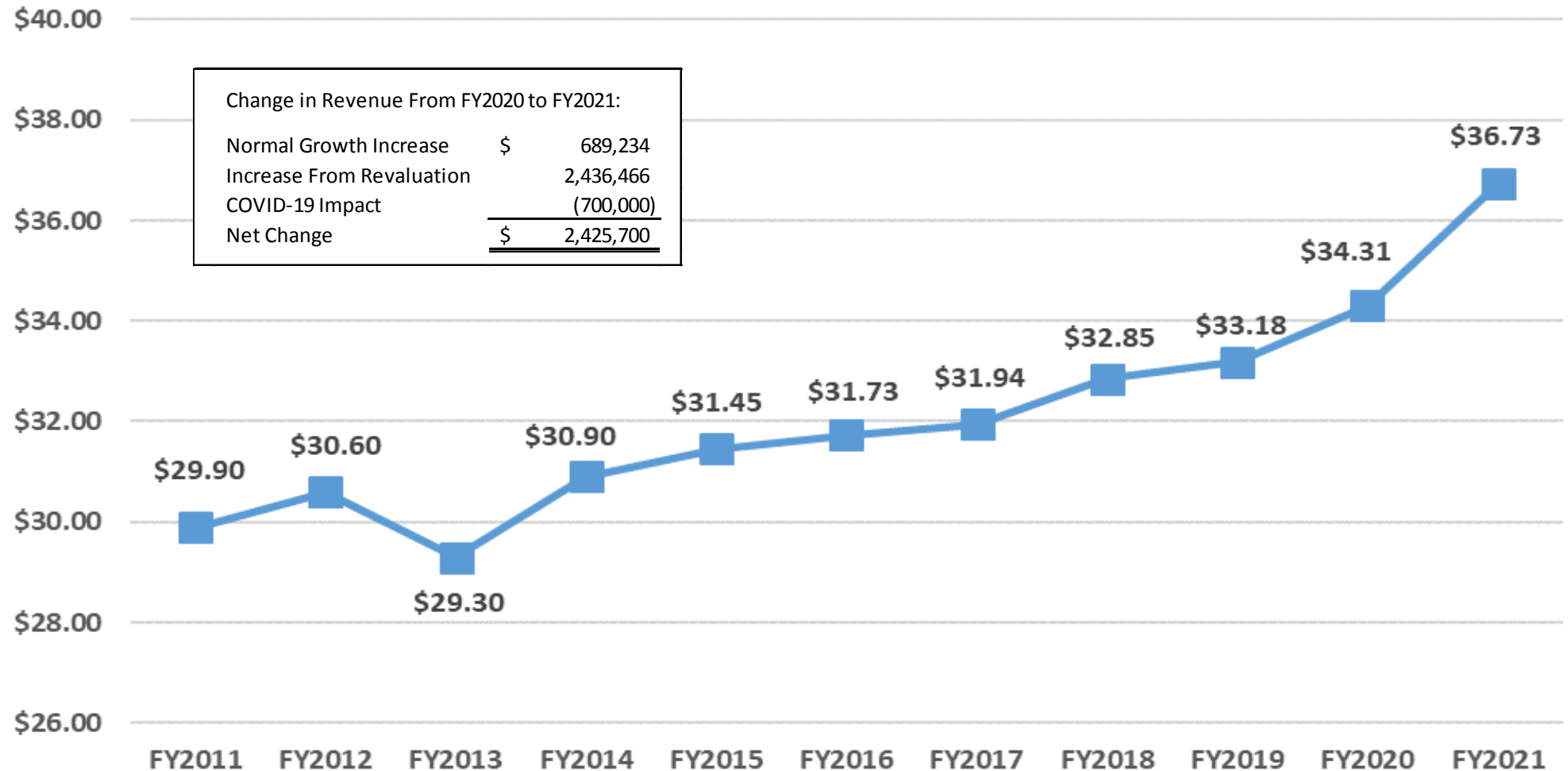
CITY OF GREENVILLE
FISCAL YEAR 2020-21 GENERAL FUND PROPOSED BUDGET
PROPERTY REVALUATION

- Calculated Growth in Property Values:	
Normal Growth (i.e. Expansion of Base)	2.0%
Revaluation Growth (i.e. Appreciation of Base)	10.2%
Overall Growth in Property Values	12.2%
- Property Tax Rate:	
Current Tax Rate	52.0 ¢
Revenue Neutral Tax Rate	47.7 ¢
Proposed Tax Rate	51.0 ¢
- Change in Property Tax Revenue at Proposed Tax Rate	\$ 2,436,466

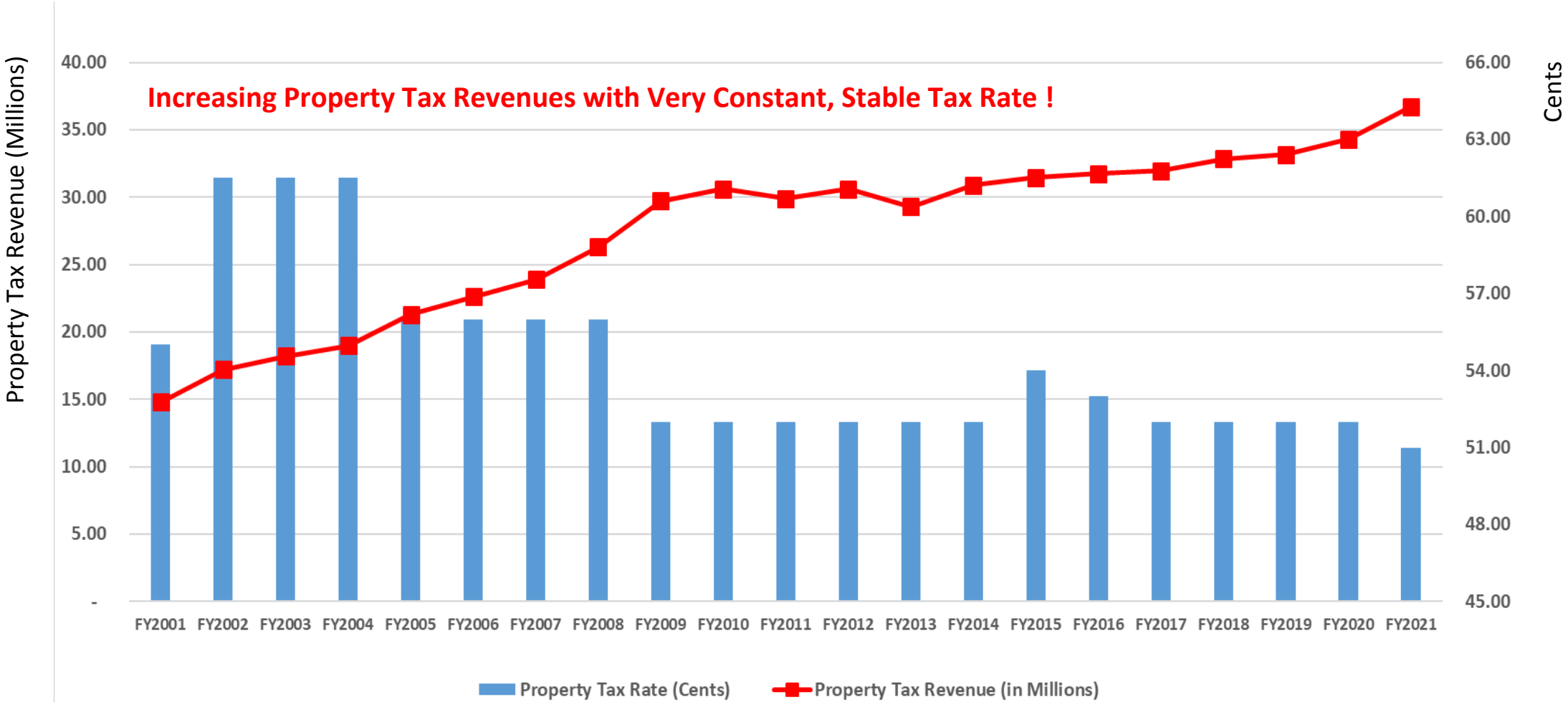
CITY OF GREENVILLE PROPERTY TAX RATE (IN CENTS)



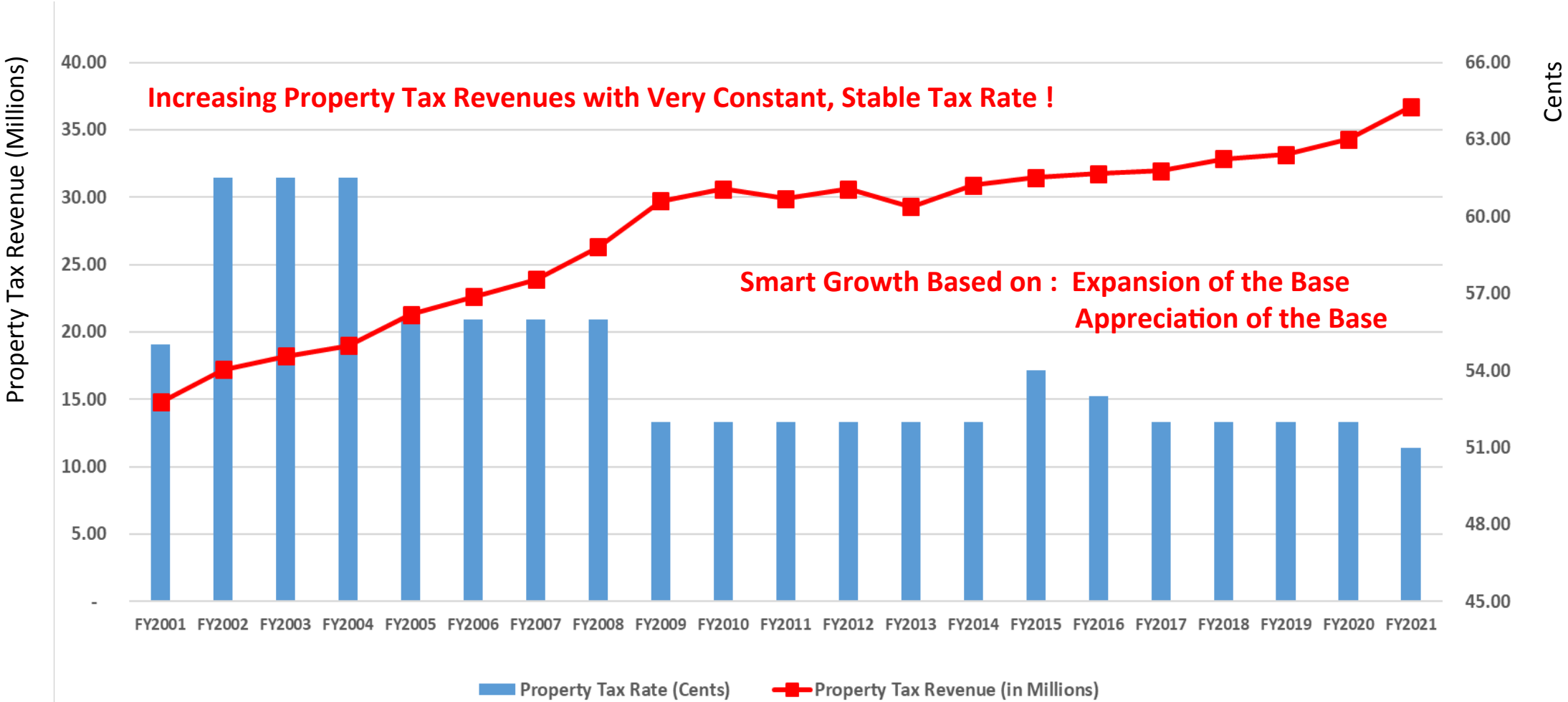
CITY OF GREENVILLE
FISCAL YEAR 2020-21 GENERAL FUND PROPOSED BUDGET
BUDGET PROPERTY TAX REVENUE



CITY OF GREENVILLE
FISCAL YEAR 2020-21 GENERAL FUND PROPOSED BUDGET
HISTORIC PROPERTY TAX RATES COMPARED TO REVENUE



CITY OF GREENVILLE
FISCAL YEAR 2020-21 GENERAL FUND PROPOSED BUDGET
HISTORIC PROPERTY TAX RATES COMPARED TO REVENUE



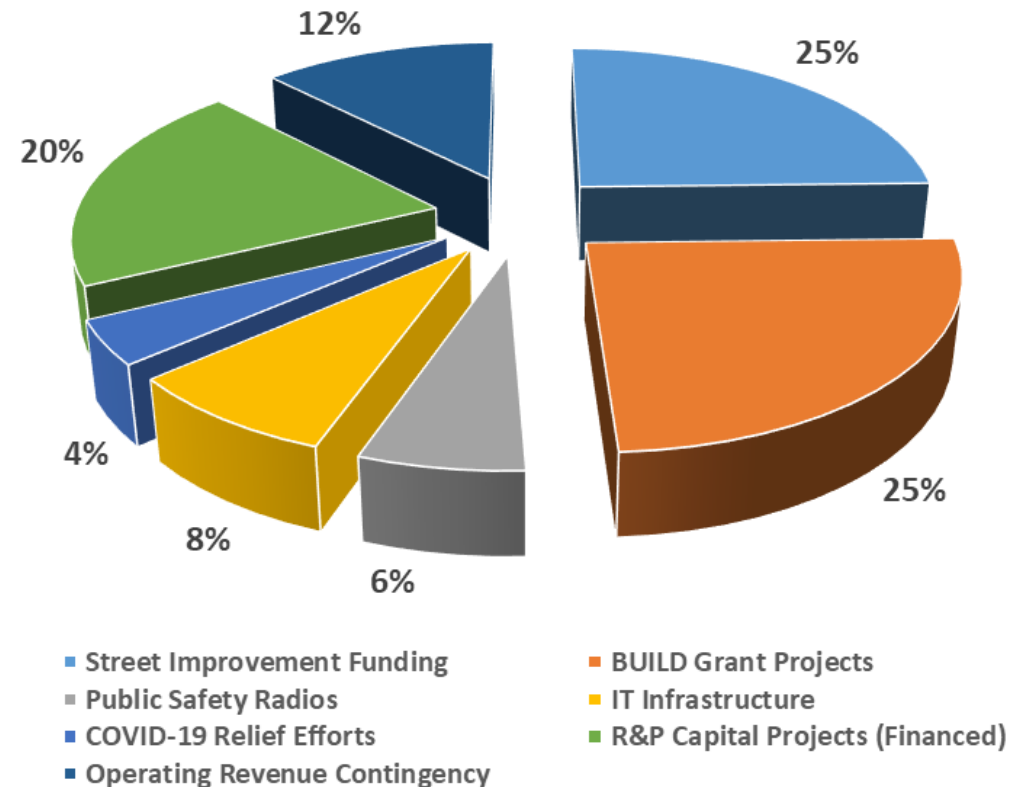


Find yourself in good company®

FISCAL YEAR 2020-21 PROPOSED BUDGET
COUNCIL PRIORITIES FUNDED WITH REVALUATION REVENUE

CITY OF GREENVILLE
FISCAL YEAR 2020-21 GENERAL FUND PROPOSED BUDGET
COUNCIL PRIORITIES FUNDED WITH REVALUATION REVENUE

Street Improvement Funding	\$ 600,000
BUILD Grant Project Match	600,000
Public Safety Radios	150,000
IT Infrastructure	200,000
COVID-19 Business Recovery Efforts	100,000
R&P Capital Projects (Financed)	486,466
- Replace Community Pool	
- Eppes Center Enhancements	
- Adventure Park Development	
Operating Revenue Contingency	300,000
Revenue From Revaluation	\$ 2,436,466



CITY OF GREENVILLE
FISCAL YEAR 2020-21 GENERAL FUND PROPOSED BUDGET
STREET IMPROVEMENTS FUNDING

Resurfacing With Milling

City Lane Miles Maintained	700
Average Useful Life Before Resurfacing	20.0
Average Miles per Year to Resurface	35.0
Resurfacing Cost per Lane Mile	\$ 170,000
Projected Annual Cost to Fund Program	\$ 5,950,000

Notes:

- Moving Forward the Above Funding Formula will be an Integral Part of Budget Process
- Any Change to Funding Capacity Based the Formula will be Based on:
 1. Change in Lane Miles
 2. Change in Cost per Mile Based on Actual Bid Experience
 3. Change in Life of Street Miles Resurfaced
- The Resurfacing Cost per Lane Mile Includes Resurfacing With Milling Only. Given Their Condition, Some City Streets will Require Complete Rebuilds Which will be Significantly More Expensive Than Resurfacing and Milling

CITY OF GREENVILLE
FISCAL YEAR 2020-21 GENERAL FUND PROPOSED BUDGET
STREET IMPROVEMENTS FUNDING

Resurfacing With Milling

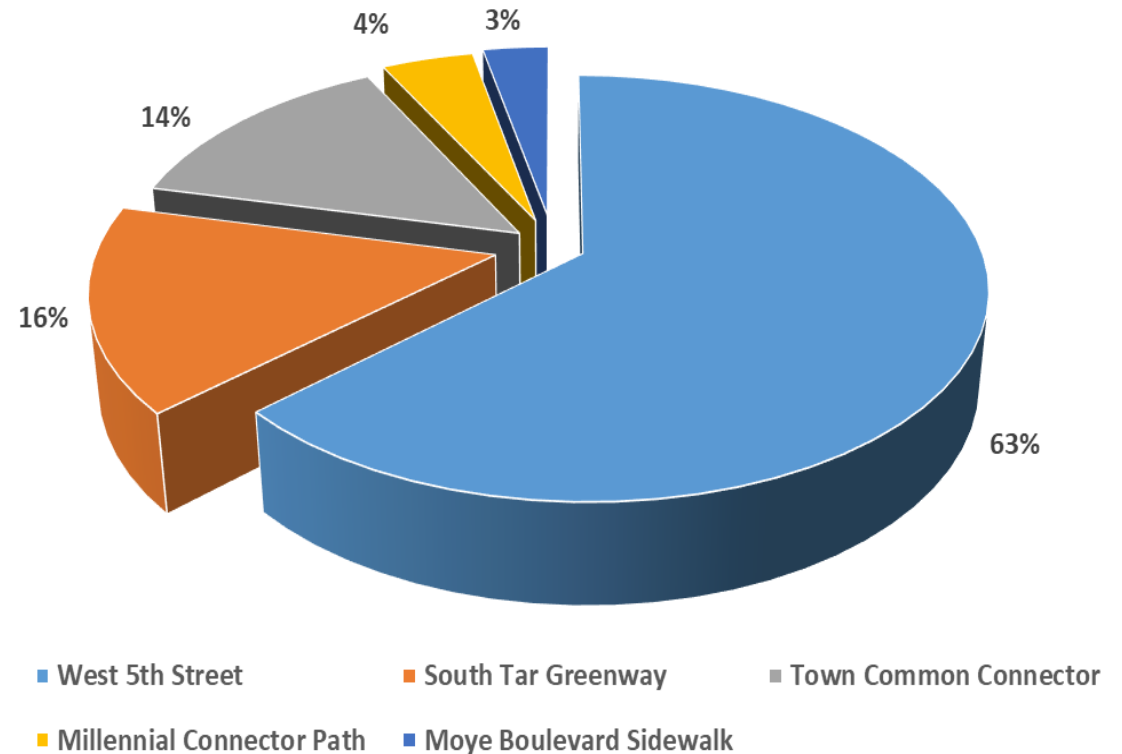
City Lane Miles Maintained	700
Average Useful Life Before Resurfacing	20.0
Average Miles per Year to Resurface	35.0
Resurfacing Cost per Lane Mile	\$ 170,000
Projected Annual Cost to Fund Program	\$ 5,950,000

Funding Percentage

	FY2019-20 Budget	Proposed Increase	FY2019-20 Proposed Budget
Annual Funding	\$ 2,500,000	\$ 600,000	\$ 3,100,000
Projected Annual Cost to Fund Program	5,950,000		5,950,000
Funding Percentage	42.0%		52.1%
Average Number of Annual Miles Resurfaced	14.7		18.2

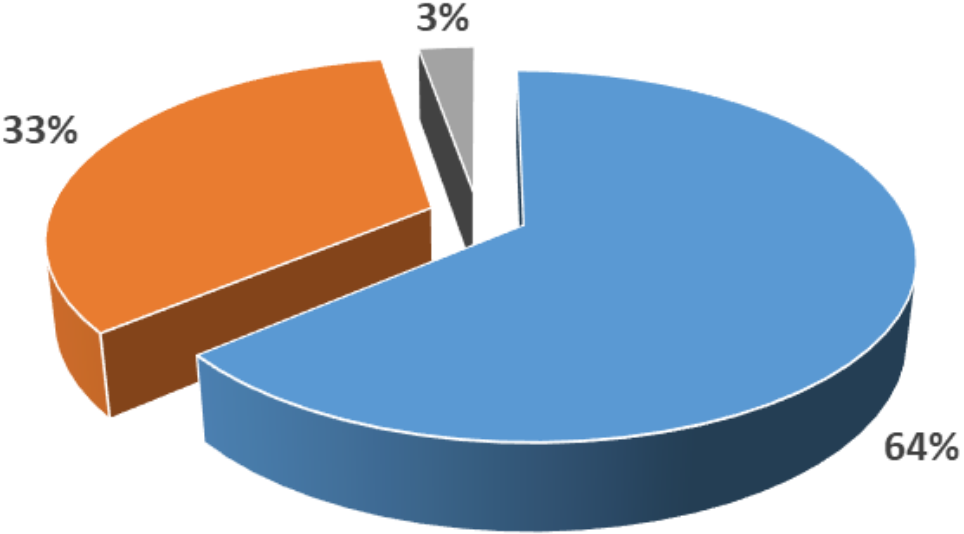
CITY OF GREENVILLE
FISCAL YEAR 2020-21 GENERAL FUND PROPOSED BUDGET
BUILD GRANT PROJECTS

West 5th Street	\$ 15,150,000
South Tar Greenway	3,750,000
Town Common Connector	3,300,000
Millennial Connector Path	1,050,000
Moye Boulevard Sidewalk	750,000
Total Projects	\$ 24,000,000



CITY OF GREENVILLE
FISCAL YEAR 2020-21 GENERAL FUND PROPOSED BUDGET
BUILD GRANT FUNDING SOURCES

Federal Grant		\$15,000,000
City of Greenville		
Capital Reserve	\$2,233,000	
Transportation Bond	2,597,000	
*General Fund	3,000,000	
		7,830,000
Community Partners		650,000
Total Funding Sources		\$23,480,000



*** \$600,000 per Year for 5 Fiscal Years**

■ Federal Grant ■ City of Greenville ■ Community Partners

CITY OF GREENVILLE
FISCAL YEAR 2020-21 GENERAL FUND PROPOSED BUDGET
PUBLIC SAFETY RADIOS


- The City Currently has Approximately 650 Public Safety Communication Devices (i.e. Radios) Allocated Between Police and Fire / Rescue.
- The Current Supply of Radios was Purchased by the City Approximately Ten Years Ago Through a Federal Grant Process. Such Grants are not Available for Replacements.
- The Current Supply of Radios have Reached the End of Their Useful Life and Will Not be Maintained by the City's Current Provider after February 2021. Therefore, if a Device Breaks or Fails After This Date, the Device Will Have to be Replaced at a Low End Cost of Approximately \$3,000 per Device.
- The City Would Look to Create a Recurring Revenue Source that Increases Over the Next Five Fiscal Years to be Used to Start a Replacement Program for the Radios.
- An Annual Appropriation of \$150,000 Would Replace Between 40 and 45 Radios Each Year

CITY OF GREENVILLE
FISCAL YEAR 2020-21 GENERAL FUND PROPOSED BUDGET
REPLACEMENT OF COMMUNITY POOL

- The City's Current Outdoor Pool, Located at Guy Smith Park, is Approximately 48 Years Old

In 2019 the Dive Tank was Displaced Due to Concrete Failure. The City Expended Approximately \$40,000 to Dismantle the Tank and Replace with Turf

- This Project Would Not Only Replace the Pool but Relocate it From the Current Location at Guy Smith to Another Location Within the West and South Greenville Neighborhoods
- The City Would Construct a Pool Facility that Included a Competition Lap Pool and a Separate Zero-Depth Entry Recreation Pool with Play Structure
- The City Would Also Look to Include Changing Rooms, Concessions and Shade Structures
- Total Estimated Cost with Design: \$3.5 Million



CITY OF GREENVILLE
FISCAL YEAR 2020-21 GENERAL FUND PROPOSED BUDGET
EPPES COMMUNITY CENTER ENHANCEMENTS

The Project Includes the Addition of Building Safety Improvements and a Teen Center:

- Building Safety:
 - Currently There are Several Entrances to the Eppes Center With no One True Front Entrance.
 - It is Important for the Safety and Security of Visitors and Staff that the City Establish a Main Entrance for General use that Requires Passing a Security Checkpoint, Much Like That is in Place at the South Greenville Recreation Center.
 - Major Interior and Exterior Modifications will be Required Inclusive of Capital Equipment, Office Furniture, Security Cameras, and Card Readers.
 - The Proposed Improvements will Create a Facility Very Much Comparable to the South Greenville Recreation Center which was Refurbished in 2016-17.



CITY OF GREENVILLE
FISCAL YEAR 2020-21 GENERAL FUND PROPOSED BUDGET
EPPE'S COMMUNITY CENTER ENHANCEMENTS

The Project Includes the Addition of Building Safety Improvements and a Teen Center:

- Teen Center:
 - o The Teen Lounge will Provide a Secure and Safe Location for Youth to go After School and on Weekends. The Area will Allow Staff to Provide Programming Opportunities for Youth Which will Lead to Valuable Partnerships Within the Community.
 - o The Set-Up will be Similar to What is Currently at the South Greenville Recreation Center, Where Staff have Seen an Increase in Participation for Ages 12 to 15 and an Overall Decrease in Incidents Within the Facility.
 - o Programs to Operate From the Lounge Include Job Preparation Workshops, Mentoring Programs, and Gaming Competitions Organized by Staff.





Greenville
NORTH CAROLINA

Find yourself in good company®

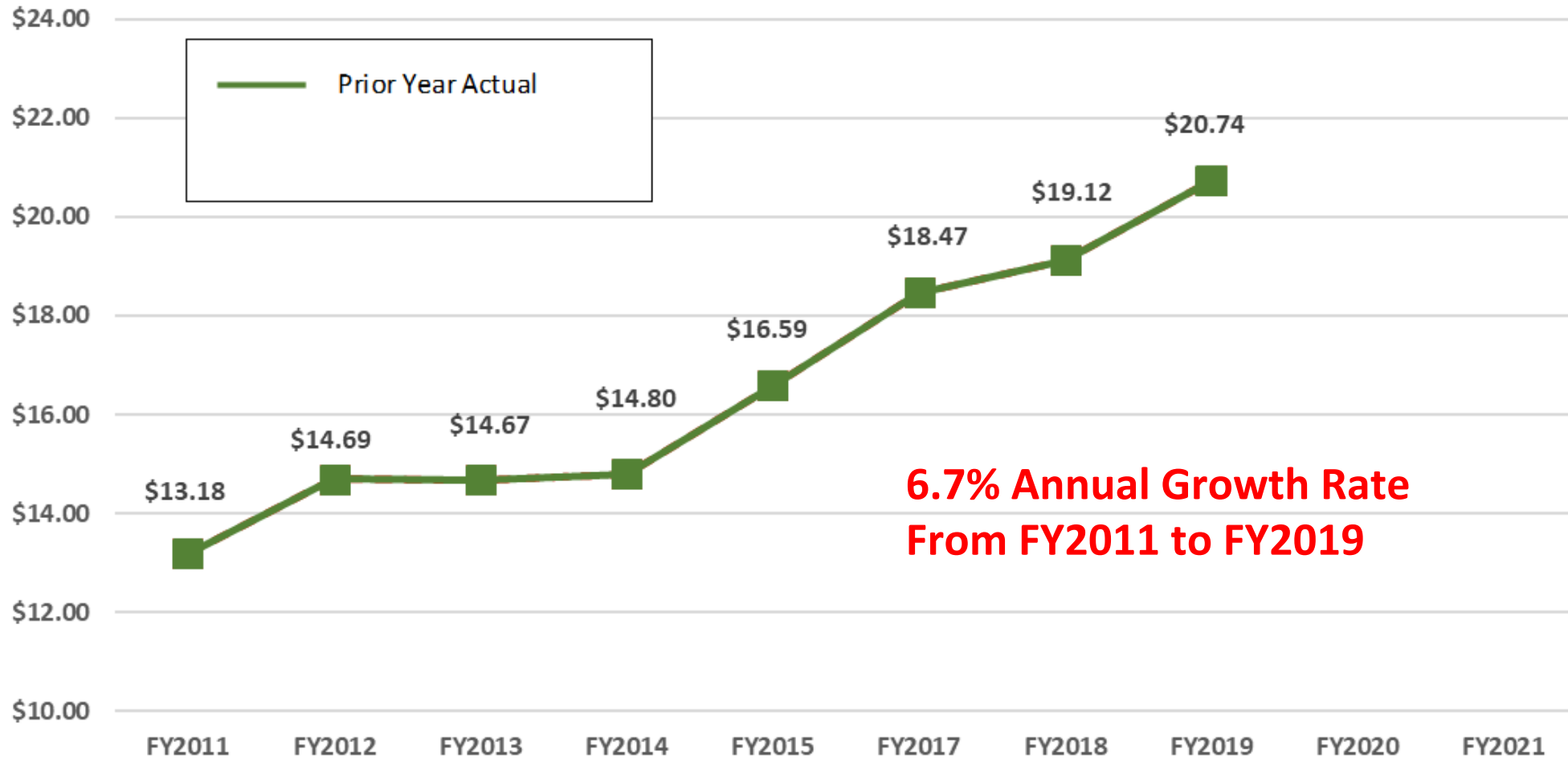
FISCAL YEAR 2020-21 PROPOSED BUDGET

BUDGET SALES TAX REVENUE

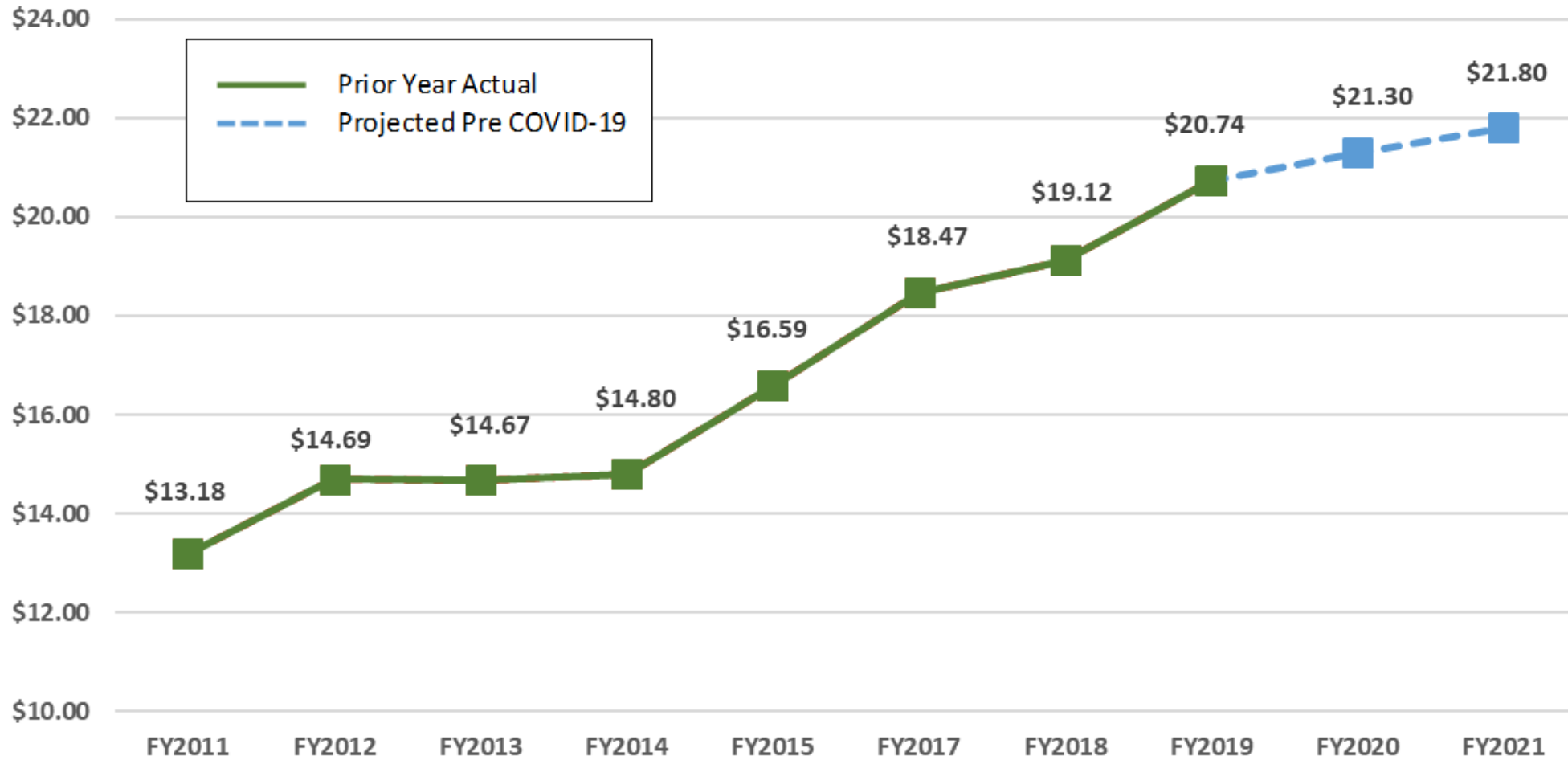
**CITY OF GREENVILLE
COMPARISON TO BENCHMARK CITIES
FISCAL YEAR 2018-19 SALES TAX REVENUE PER CAPITA**



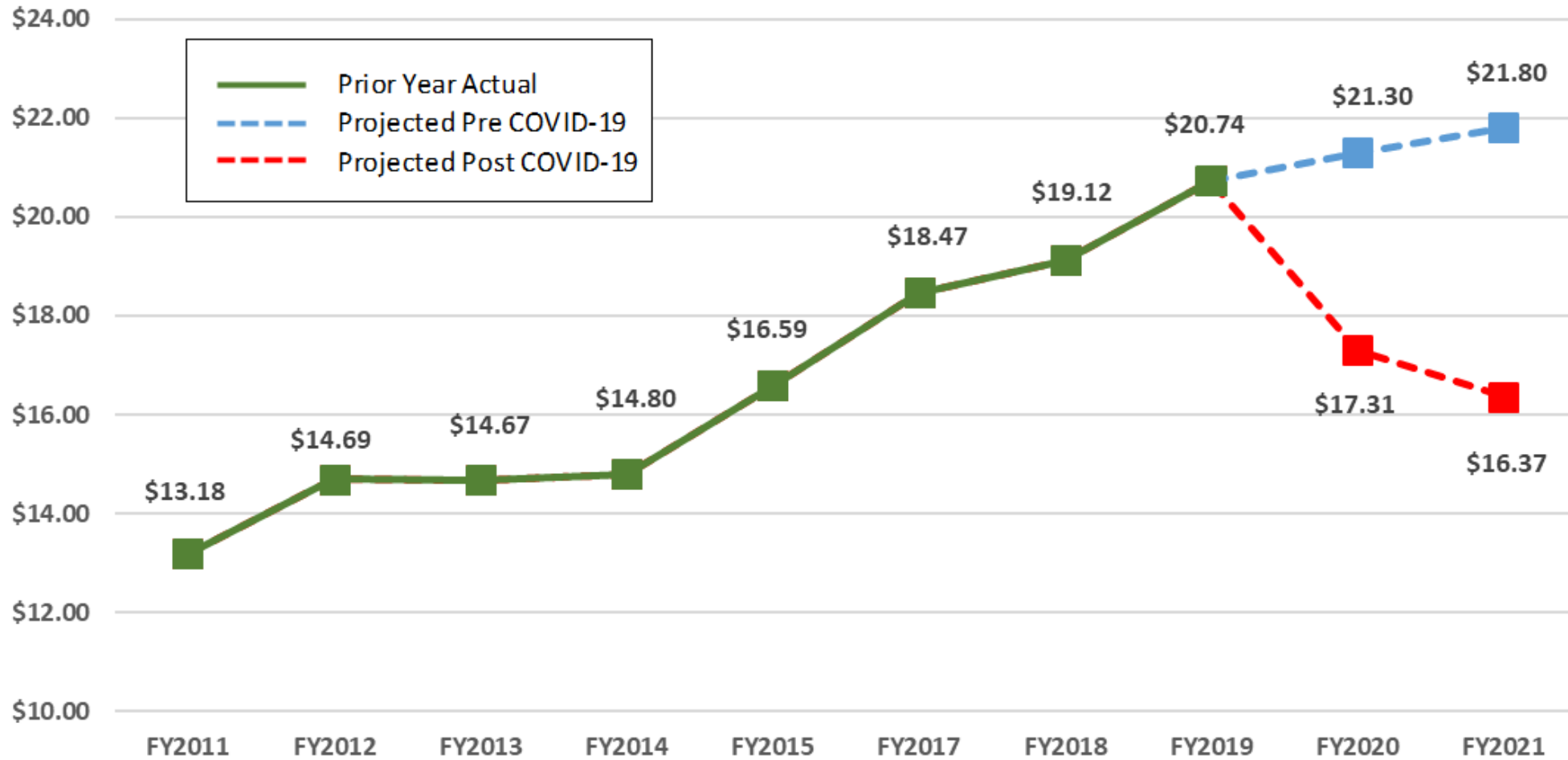
CITY OF GREENVILLE
FISCAL YEAR 2020-21 GENERAL FUND PROPOSED BUDGET
BUDGET SALES TAX REVENUE



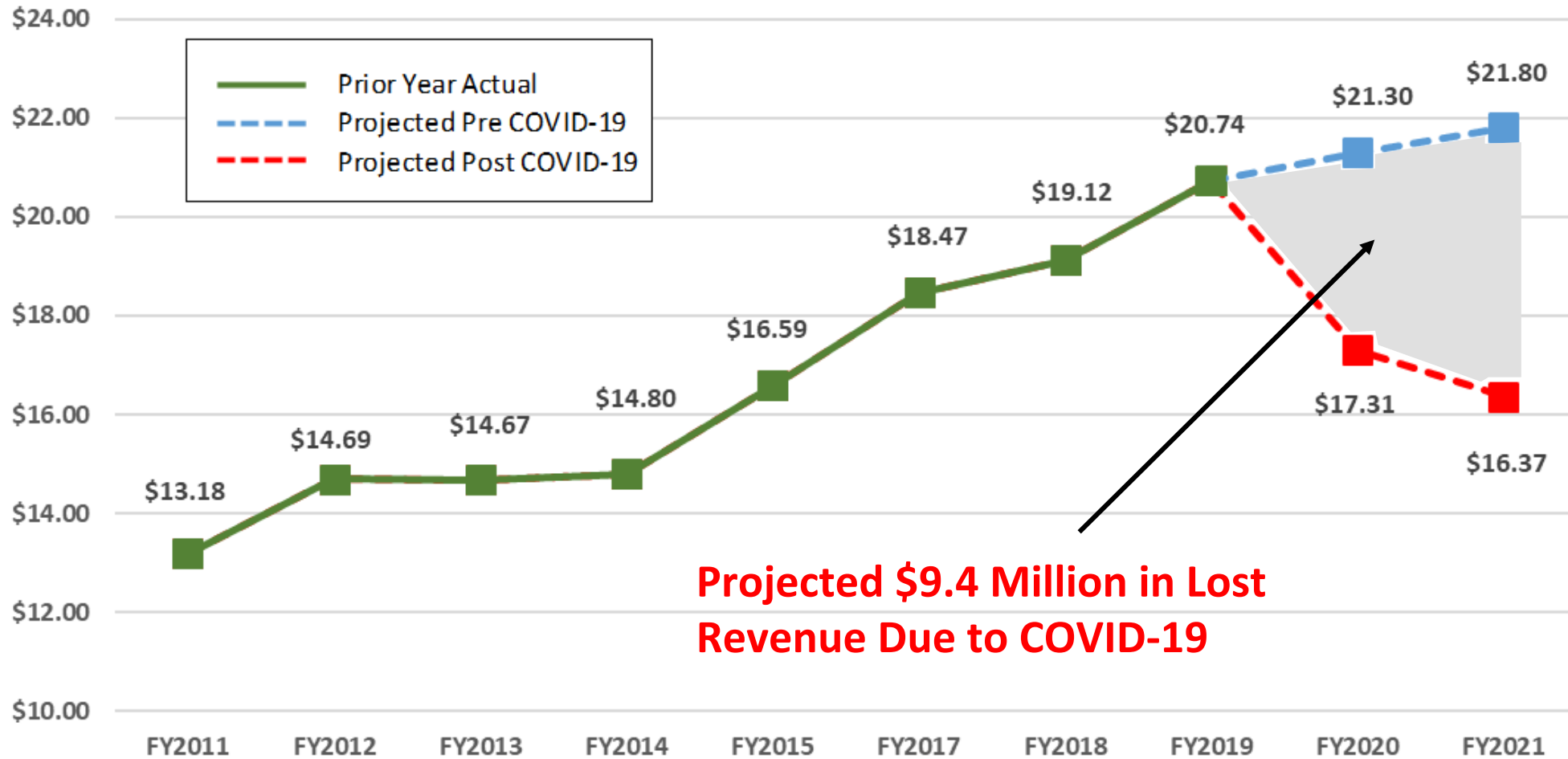
CITY OF GREENVILLE
FISCAL YEAR 2020-21 GENERAL FUND PROPOSED BUDGET
BUDGET SALES TAX REVENUE



CITY OF GREENVILLE
FISCAL YEAR 2020-21 GENERAL FUND PROPOSED BUDGET
BUDGET SALES TAX REVENUE



CITY OF GREENVILLE
FISCAL YEAR 2020-21 GENERAL FUND PROPOSED BUDGET
BUDGET SALES TAX REVENUE



Projected \$9.4 Million in Lost Revenue Due to COVID-19



Greenville
NORTH CAROLINA

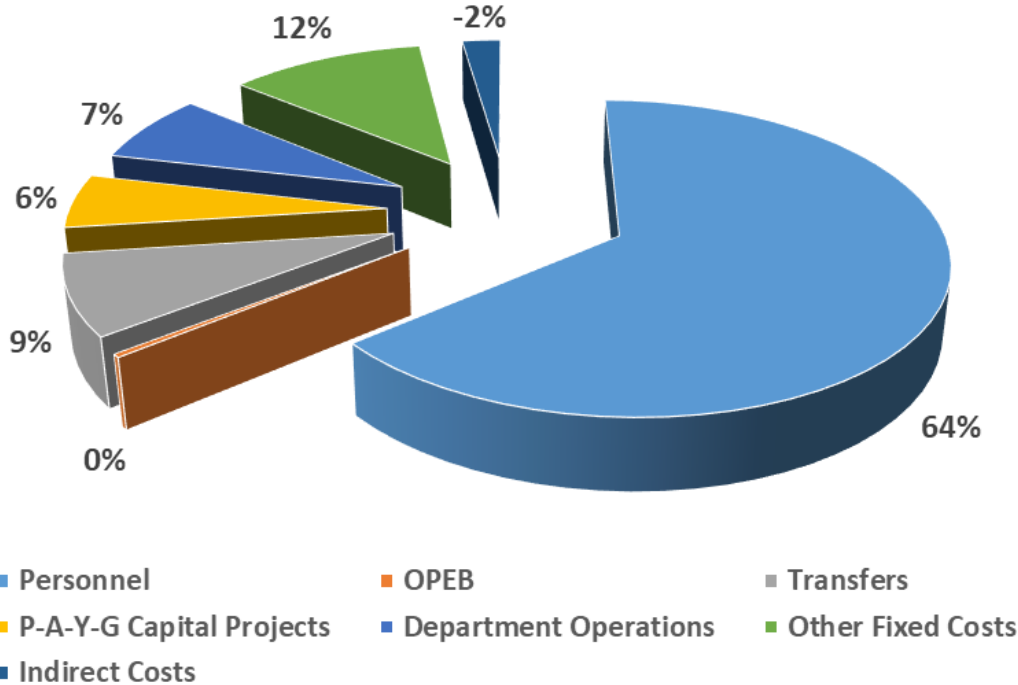
Find yourself in good company®

FISCAL YEAR 2020-21 PROPOSED BUDGET

GENERAL FUND EXPENSE

CITY OF GREENVILLE
FISCAL YEAR 2020-21 GENERAL FUND PROPOSED BUDGET
GENERAL FUND EXPENSES

	Proposed Budget	COVID-19 Impact
Personnel	\$ 54,938,017	\$ (1,765,000)
OPEB	300,000	(500,000)
Transfers	7,259,437	(890,595)
P-A-Y-G Capital Projects	4,883,430	(3,423,405)
Department Operations	6,314,453	(710,000)
Other Fixed Costs	10,407,292	(276,000)
Indirect Costs	(1,950,887)	-
Total Expense	\$ 82,151,742	\$ (7,565,000)



CITY OF GREENVILLE
FISCAL YEAR 2020-21 GENERAL FUND PROPOSED BUDGET
GOALS AND PRIORITIES RELATED TO COVID-19 BUDGET ADJUSTMENTS

- Maintain Core Public Service Functions: Police, Fire/Rescue, Public Works, Development Services
- Maintain Current Staffing Levels to Support City Services. To Achieve this, the Following Allowances Have Been Implemented Within Various Components of the Personnel Budget:
 - Implementation of a City Wide Hiring Freeze with Any Deviation from the Freeze Being Based on Public Safety Needs and Budget Availability
 - Removal of any Market / Merit Increase Built Into the 2020-21 Base Budget
 - One-Time Reduction in Annual Funding of the City's OPEB Program. Funding for FY2020-21 to be Partially Subsidized by the Health Fund
 - Targeted Reductions in Select Variable Personnel Expenses Closely Tied to City Programming and the Local Economy:
 - Part-Time Salaries within Recreation and Parks
 - Overtime Expense within Public Safety: Police, Fire/Rescue

CITY OF GREENVILLE
FISCAL YEAR 2020-21 GENERAL FUND PROPOSED BUDGET
GOALS AND PRIORITIES RELATED TO COVID-19 BUDGET ADJUSTMENTS

- Maintain a Spending Freeze Indefinitely Across All Departments for Non-Essential Services
- Minimize Impact on the City's Annual Street Improvements Appropriation In Light of the Scarcity in Annual Funding in Fiscal Years Prior to 2014-15. Reductions to Street Improvements Would Only Occur if Revenues are More Significantly Impacted than Estimated
- Delay by One Year Identified Pay-As-You-Go Capital Projects that will Have the LEAST Level of Impact on the City's Delivery of Core Public Services. Primary Focus Areas Include:
 - Vehicle Replacements
 - Facility Improvements
 - Computer Replacements
 - Pedestrian Transportation & Traffic Safety Projects

CITY OF GREENVILLE
FISCAL YEAR 2020-21 GENERAL FUND PROPOSED BUDGET
GOALS AND PRIORITIES RELATED TO COVID-19 BUDGET ADJUSTMENTS

- Utilize One-Time Funding That IS NOT Currently Appropriated in the City's Reserve Funds. Funding Includes the Following Focus Areas:
 - Federal Transit Funding Through the CARES Act Used to Offset the City's General Fund Match to the Transit Fund
 - FY2019-20 FEMA Reimbursement Related to Prior Hurricanes
- Minimize the Use of One-Time Funding to Cover Any Projected Shortfall In Revenue.
 - Goal Would be to Cover At Least 75% of the Overall Projected Reduction in Revenues With Adjustments to Recurring Operating Expense Appropriations Routinely Included in the Budget
- **As General Fund Revenues Increase Back to the Pre COVID-19 Levels, the Spending Reductions Made to General Fund Expenses Will be Restored Back to the Pre COVID-19 Levels**
 - **This May Take One Year or Several Years!**
 - **There will be More Related to This Discussion Point Later in the Presentation**

CITY OF GREENVILLE
FISCAL YEAR 2020-21 GENERAL FUND PROPOSED BUDGET
PERSONNEL EXPENSE BUDGET

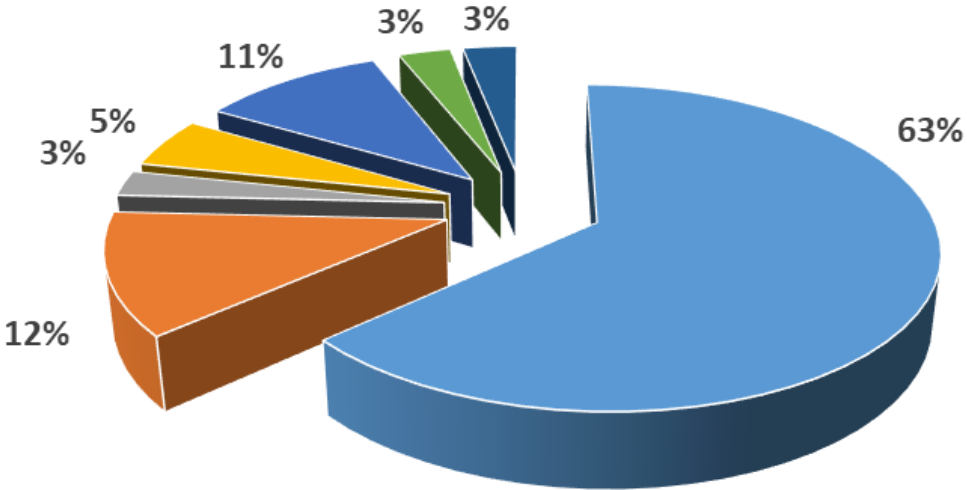
	Proposed Budget	COVID-19 Impact
Regular Salaries	\$ 34,808,097	(971,736)
Part-Time Salary	885,000	(215,000)
Overtime Expense	1,350,000	(150,000)
Off-Duty Expense	295,000	-
Allowances	502,711	-
Other Personnel	520,595	-
FICA	2,671,149	(66,640)
Retirement	3,550,939	(59,220)
Health Insurance	8,682,690	-
Other Benefits	1,671,836	(302,404)
Total Other Fixed Costs	\$ 54,938,017	\$ (1,765,000)

COVID-19 Impact:

- Implementation of Hiring Freeze for All Open Positions
- Reduction in Expenses Tied to City Programming & the Local Economy:
 - Part-Time Salaries
 - Overtime Expense
- No Merit / Market Increase for FY2020-21:
 - The Overall Reduction in General Fund Revenues Due to COVID-19 will be Analyzed at Mid-Year of FY2020-21 (i.e. December 2020)
 - Staff will Evaluate the Feasibility of a One-Time Bonus to Employees Based on the Overall Reduction in Revenue (i.e. if the Actual Reduction is Significantly Lower than Projected)

CITY OF GREENVILLE
FISCAL YEAR 2020-21 GENERAL FUND PROPOSED BUDGET
PAY-AS-YOU-GO CAPITAL EXPENSE BUDGET

	Proposed Budget	COVID-19 Impact
Street Improvements	\$ 3,100,000	\$ -
BUILD Grant Projects	600,000	-
Pedestrian Safety	125,000	(125,000)
Facility Improvement	250,000	(750,000)
Vehicle Replacements	512,751	(2,348,405)
Computer Replacements	145,679	(200,000)
Public Safety Radios	150,000	-
Total Capital	\$ 4,883,430	\$ (3,423,405)



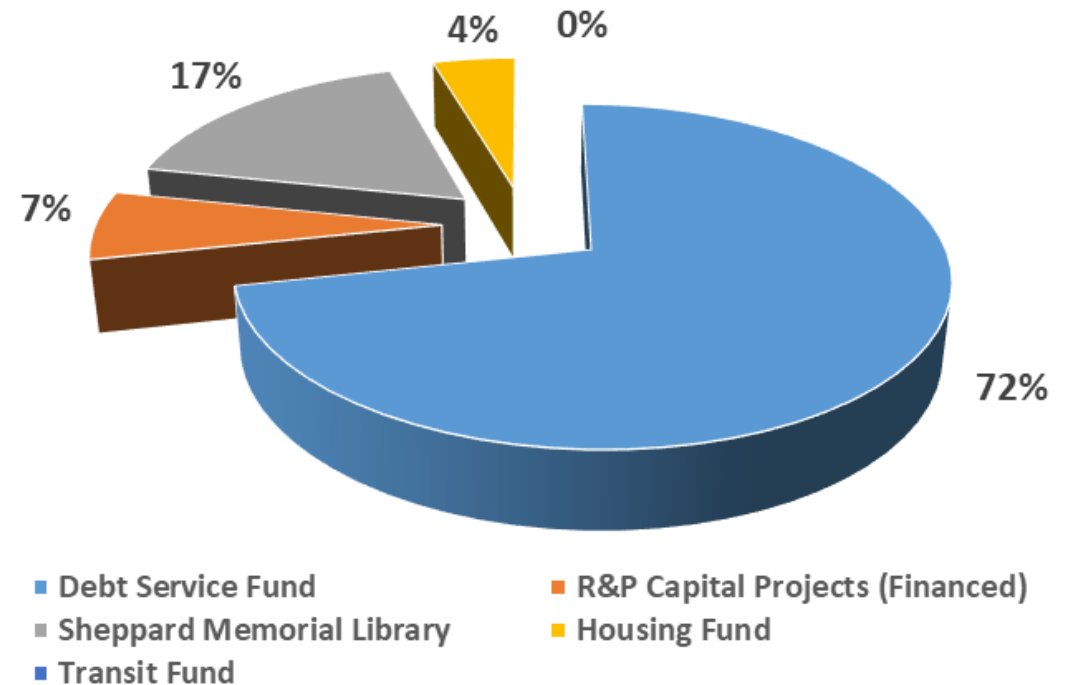
- Street Improvements
- BUILD Grant Projects
- Pedestrian Safety
- Facility Improvement
- Vehicle Replacements
- Computer Replacements
- Public Safety Radios

CITY OF GREENVILLE
FISCAL YEAR 2020-21 GENERAL FUND PROPOSED BUDGET
TRANSFERS BUDGET

	Proposed Budget	COVID-19 Impact
Debt Service Fund	\$ 5,199,820	\$ -
R&P Capital Projects (Financed)	486,466	-
Sheppard Memorial Library	1,244,456	(102,844)
Housing Fund	328,695	-
Transit Fund	-	(787,751)
Total Transfers	\$ 7,259,437	\$ (890,595)

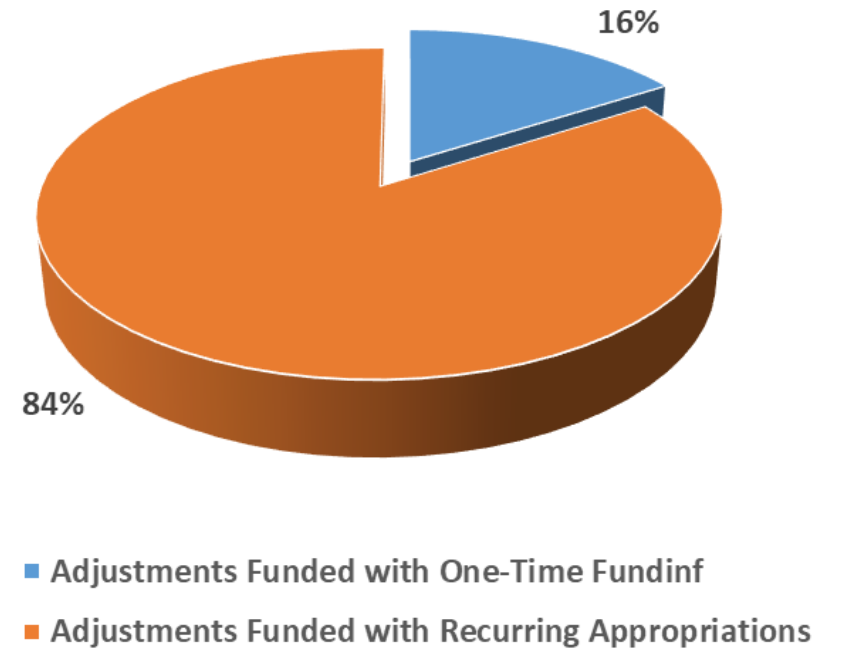
Notes:

- R&P Capital Projects (Financed) Include:
 - Replacement of Community Pool
 - Eppes Center Security Enhancements and Addition of a Teen Center
 - Adventure Park Development
- Transit Transfer to be Funded with Federal CARES Act Funding (i.e. One-Time Funding)
- Reduction in Sheppard Memorial Library Funding Equivalent to Overall Percentage Reduction In General Fund Revenues



CITY OF GREENVILLE
FISCAL YEAR 2020-21 GENERAL FUND PROPOSED BUDGET
ONE-TIME FUNDING USED TO BALANCE THE BUDGET DUE TO COVID-19

	<u>Adjustment</u>
Federal Transit CARES Act Funding	\$ 787,751
FEMA Reimbursement	500,000
Adjustments Funded with One-Time Funding	\$ 1,287,751
Adjustments Funded with Recurring Appropriations	6,777,249
Total Budget Adjustments	\$ 8,065,000





FISCAL YEAR 2020-21 GENERAL FUND PROPOSED BUDGET GOALS AND PRIORITIES RELATED TO BUDGET ADJUSTMENTS



- The Following Reductions Have Been Made to the Expense Budget for FY2020-21 Due to COVID-19:

Reduction in Funding for Facility Improvement Projects	\$ 750,000
Delayed Replacement of Public Safety & Other City Work Vehicles	2,348,405
Delayed Replacement of Workforce Computers	200,000
Reduction in Funding for Pedestrian Safety Projects	125,000
Reduction in Funding to Sheppard Memorial Library	102,844
Reduction in Match Funding to Transit Operations	787,751
Reduction in Funding for the OPEB Program	500,000
Reduction in Operating Allocations to Departments	886,000
Total	<u>\$ 5,700,000</u>

- As General Fund Revenues Increase Back to Their Pre COVID-19 Levels, the Spending Reductions Made Above WILL ALSO BE Restored Back to Pre COVID-19 Levels**
- This May Take One Year or Several Years
- The First Dollar of Any Increase in Revenue Moving Forward Will Be Used to Restore the Budget Cuts Detailed Above
- Many of These Reductions Can Only be Done Once!**



Greenville
NORTH CAROLINA

Find yourself in good company®

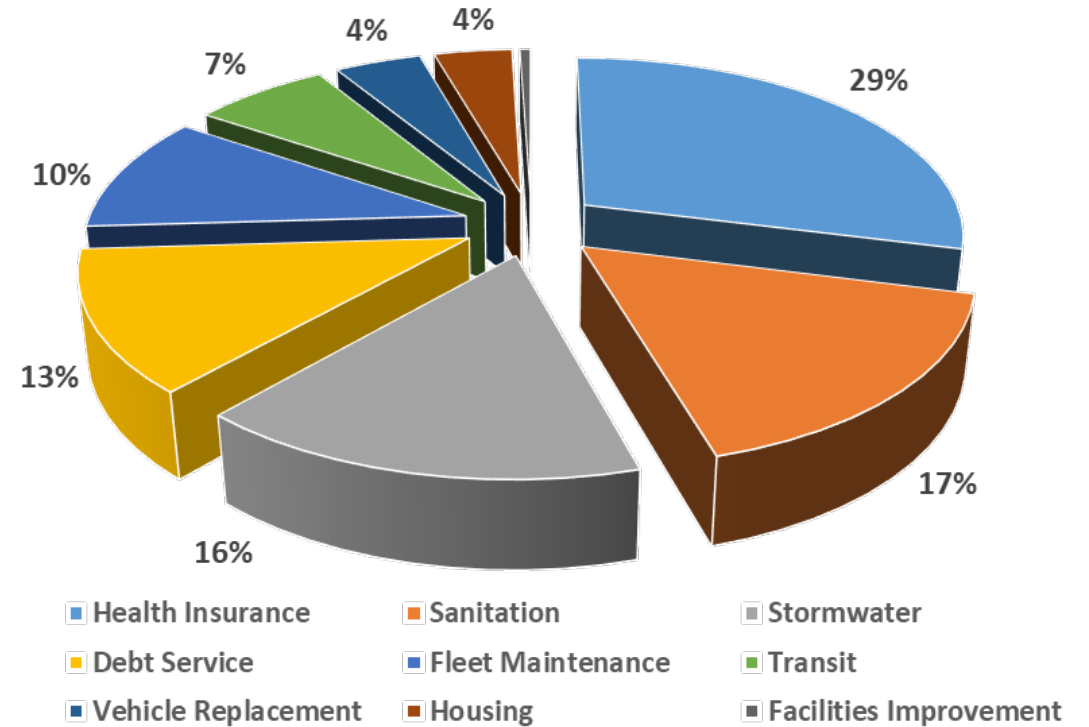
FISCAL YEAR 2020-21 PROPOSED BUDGET

OTHER FUNDS

**CITY OF GREENVILLE
FISCAL YEAR 2020-21 PROPOSED BUDGET
OTHER FUNDS**

**85% of
Total**

Health Insurance	13,757,908
Sanitation	7,863,853
Stormwater	7,559,820
Debt Service	5,943,531
Fleet Maintenance	4,923,234
Transit	3,230,676
Vehicle Replacement	2,051,643
Housing	1,852,166
Facilities Improvement	250,000
Total	\$ 47,432,831



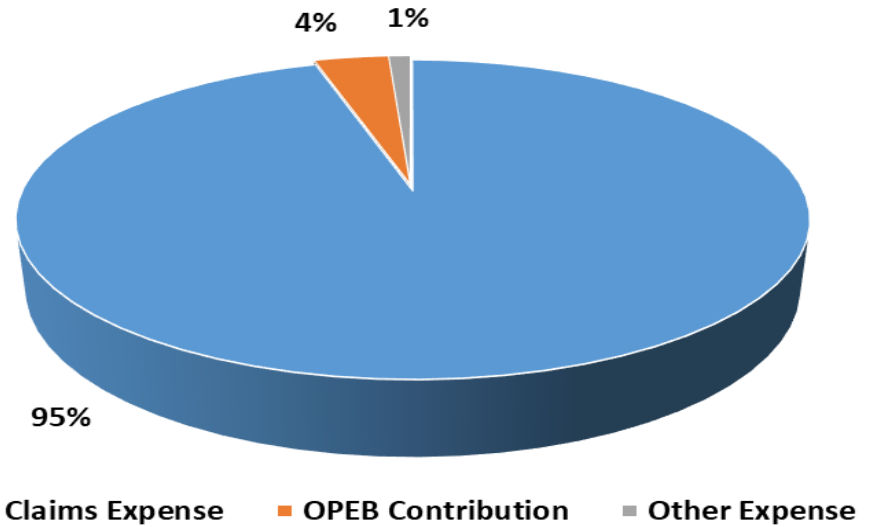
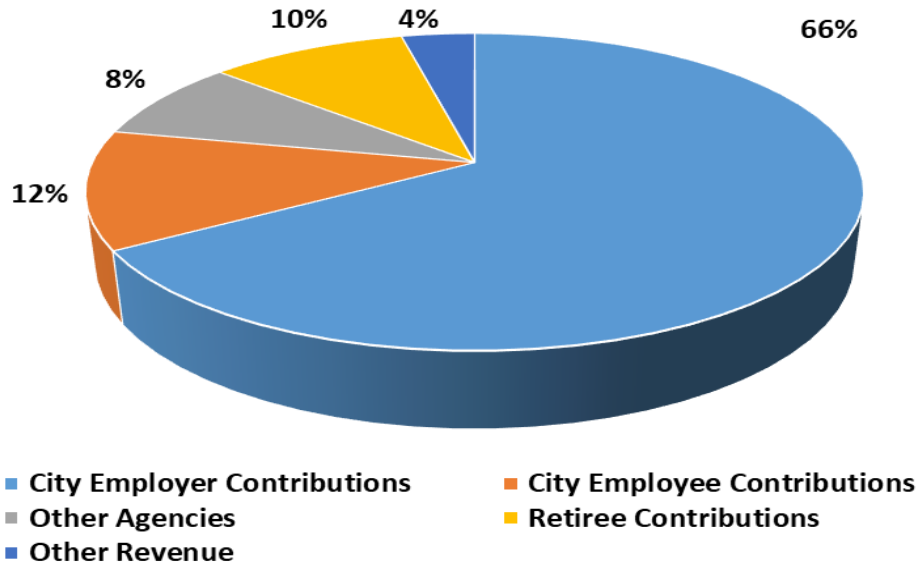
CITY OF GREENVILLE

FISCAL YEAR 2020-21 GENERAL FUND PROPOSED BUDGET

HEALTH FUND

Revenue	2021 PROPOSED BUDGET
City Employer Contributions	\$ 9,115,423
City Employee Contributions	1,662,584
Other Agencies	1,125,806
Retiree Contributions	1,354,095
Other Revenue	500,000
Total	<u>\$ 13,757,908</u>

Expense	2021 PROPOSED BUDGET
Claims Expense	\$ 13,111,963
OPEB Contribution	500,000
Other Expense	145,945
Total	<u>\$ 13,757,908</u>



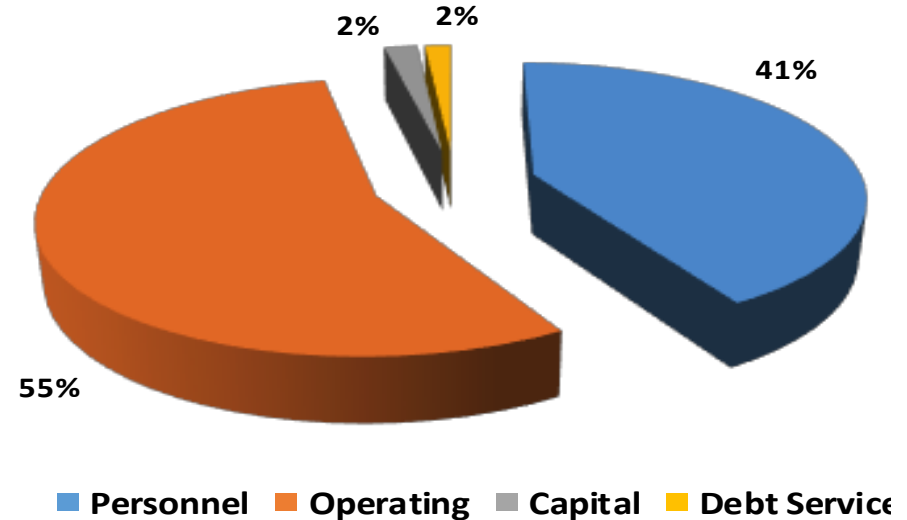
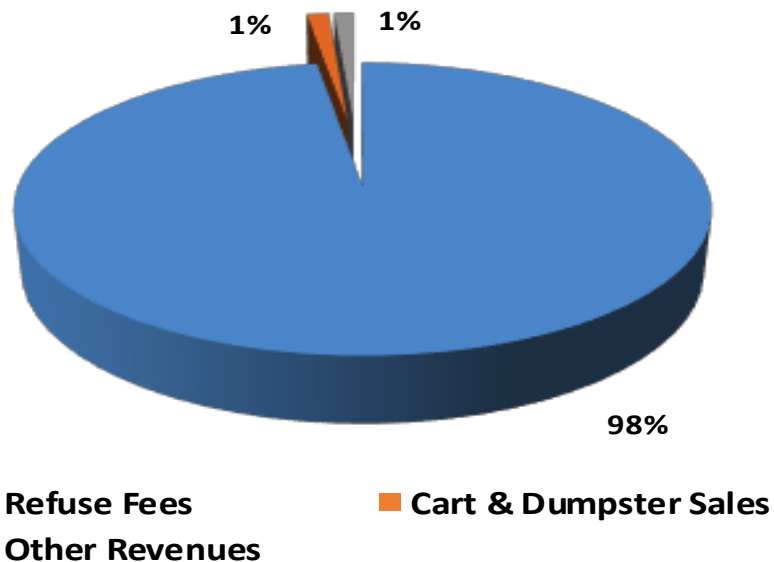
CITY OF GREENVILLE

FISCAL YEAR 2020-21 GENERAL FUND PROPOSED BUDGET

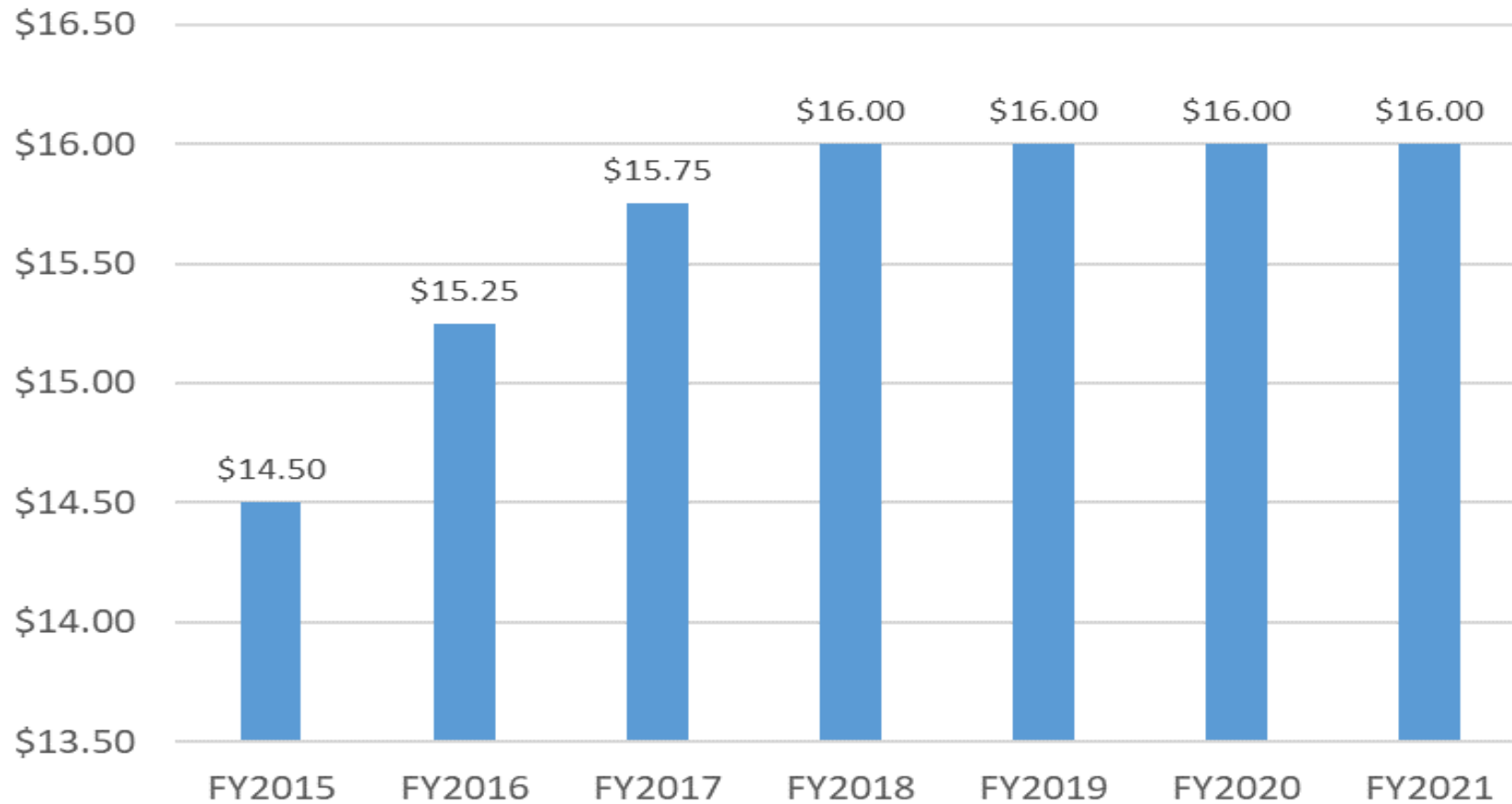
SANITATION FUND

Revenue	2021 PROPOSED BUDGET
Refuse Fees	\$ 7,675,353
Cart & Dumpster Sales	100,000
Other Revenues	88,500
Total	<u>\$ 7,863,853</u>

Expense	2021 PROPOSED BUDGET
Personnel	\$ 3,263,597
Operating	4,330,497
Capital	150,000
Debt Service	119,759
Total	<u>\$ 7,863,853</u>



CITY OF GREENVILLE
FISCAL YEAR 2020-21 GENERAL FUND PROPOSED BUDGET
SANITATION MONTHLY CURBSIDE RATES



CITY OF GREENVILLE
FISCAL YEAR 2020-21 GENERAL FUND PROPOSED BUDGET
STORMWATER FUND

Revenue	2021 PROPOSED BUDGET	Expense	2021 PROPOSED BUDGET
Stormwater Utility Fee	\$ 6,059,820	Personnel	\$ 2,574,853
Appropriated Fund Balance	1,500,000	Operating	2,236,557
		Capital	1,452,145
		Transfers	1,296,265
Total	\$ 7,559,820	Total	\$ 7,559,820

Notes:

- **In April, 2019 Council Approved a Stormwater Infrastructure Plan that Would Fund a \$4.00 Increase in the Monthly Utility Fee Over a Four Year Period Beginning Fiscal Year 2020-21:**

	FY2020	FY2021	FY2022	FY2023	FY2024
Rate	\$ 5.35	\$ 6.35	\$ 7.35	\$ 8.35	\$ 9.35
Change	-	1.00	1.00	1.00	1.00

- **The Plan Would Fund Approximately \$25 Million in Projects Over a Five-Year Period**
- **In Light of the Significant Focus on the General Fund for FY2020-21 Due to COVID-19 and Property Revaluation, Staff Recommends Holding Off on the Increase in the Rate for FY2020-21**

CITY OF GREENVILLE
FISCAL YEAR 2020-21 GENERAL FUND PROPOSED BUDGET
STORMWATER FUND

Revenue	2021 PROPOSED BUDGET	Expense	2021 PROPOSED BUDGET
Stormwater Utility Fee	\$ 6,059,820	Personnel	\$ 2,574,853
Appropriated Fund Balance	1,500,000	Operating	2,236,557
		Capital	1,452,145
		Transfers	1,296,265
Total	\$ 7,559,820	Total	\$ 7,559,820

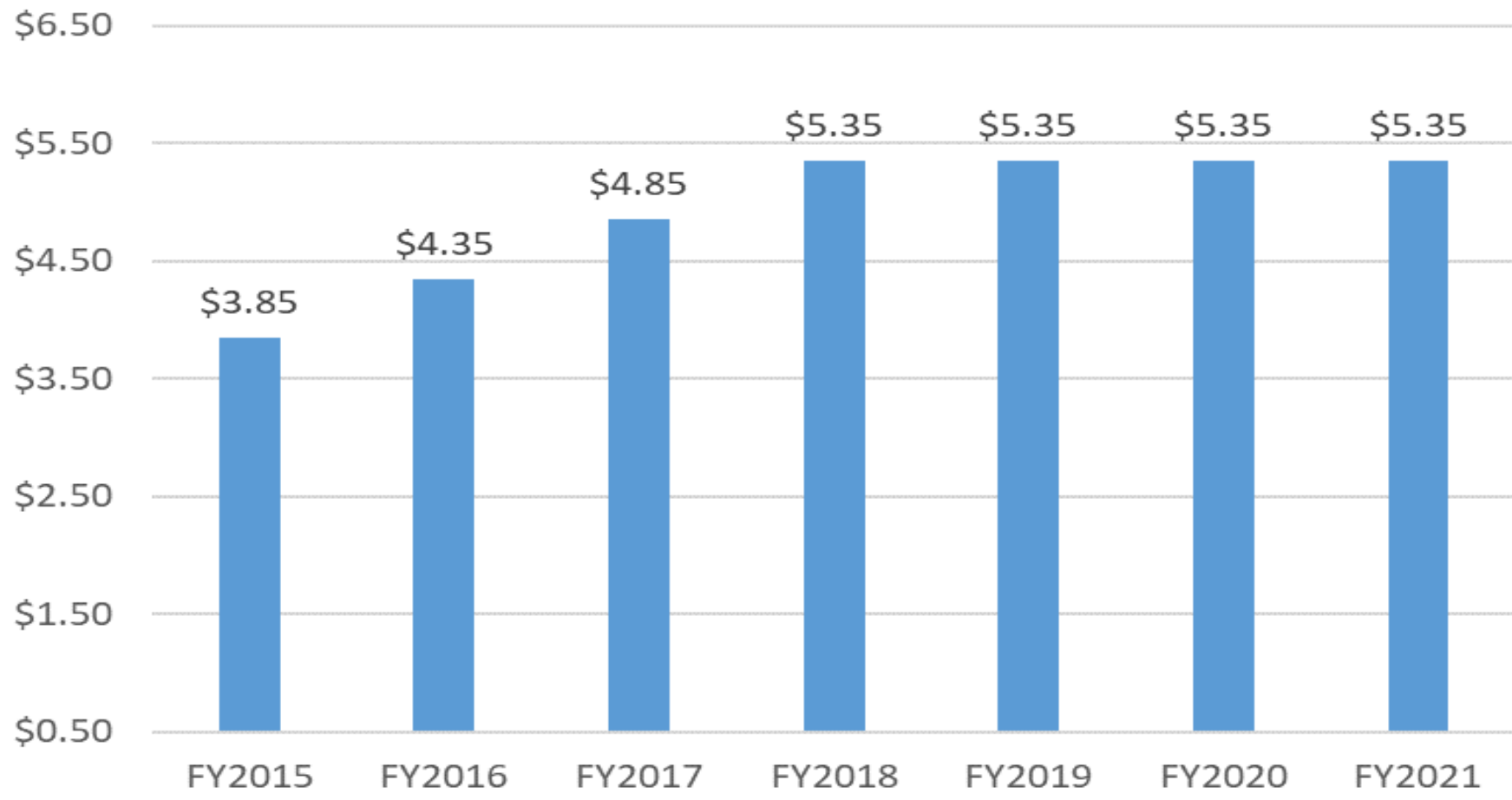
Notes:

- The Stormwater Infrastructure Plan Would be Shifted by One Year and Included as Part of the FY2021-22 Budget Process:

	FY2020	FY2021	FY2022	FY2023	FY2024	FY2025
Rate	\$ 5.35	\$ 5.35	\$ 6.35	\$ 7.35	\$ 8.35	\$ 9.35
Change	-	-	1.00	1.00	1.00	1.00

- The Revised Plan Would Fund Approximately \$22.6 Million in Capital Projects Over an Adjusted Five-Year Period

CITY OF GREENVILLE
FISCAL YEAR 2020-21 GENERAL FUND PROPOSED BUDGET
STORMWATER MONTHLY RATES PER ERU

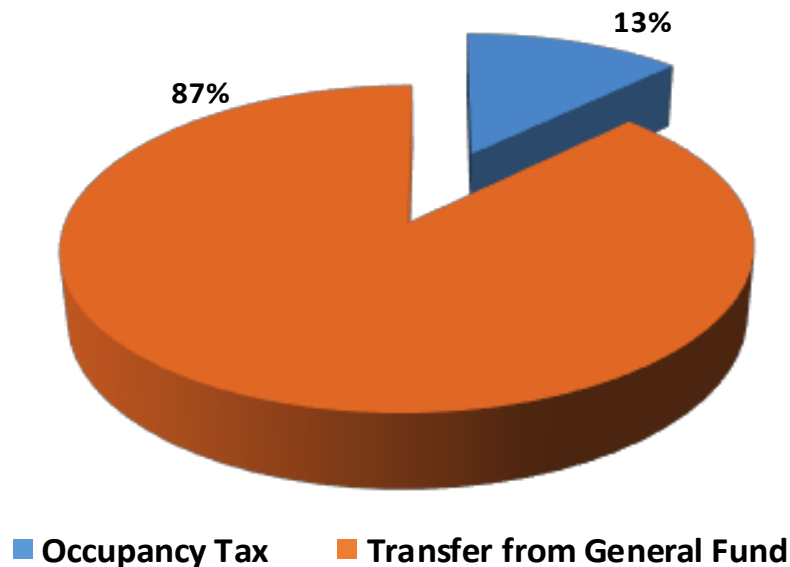


CITY OF GREENVILLE

FISCAL YEAR 2020-21 GENERAL FUND PROPOSED BUDGET

DEBT SERVICE FUND

Revenue	2021 PROPOSED BUDGET
Occupancy Tax	\$ 743,711
Transfer from General Fund	5,199,820
Total	<u>\$ 5,943,531</u>



City Debt

	Principal	Interest	Total
2011 Public Improvement Bond	\$ 160,000	\$ 61,240	\$ 221,240
2012 GESC Equipment Lease	174,239	38,482	212,721
2012 GO Refunding	1,085,000	55,014	1,140,014
2013 Parking Deck Bond	333,170	89,331	422,501
2016 Public Safety Annex Installment	150,000	13,294	163,294
2016 GO Refunding	562,999	65,937	628,936
2016 South Greenville Installment	150,000	34,781	184,781
2016 Street & Pedestrian Bond (Pt 1 & 2)	800,000	583,706	1,383,706
2018 Superion Installment	191,381	19,543	210,924
2021 Fire Station Installment	367,702	264,000	631,702

Convention Center Debt

Total Debt Service

\$ 5,199,820
743,711
<u>\$ 5,943,531</u>



Greenville

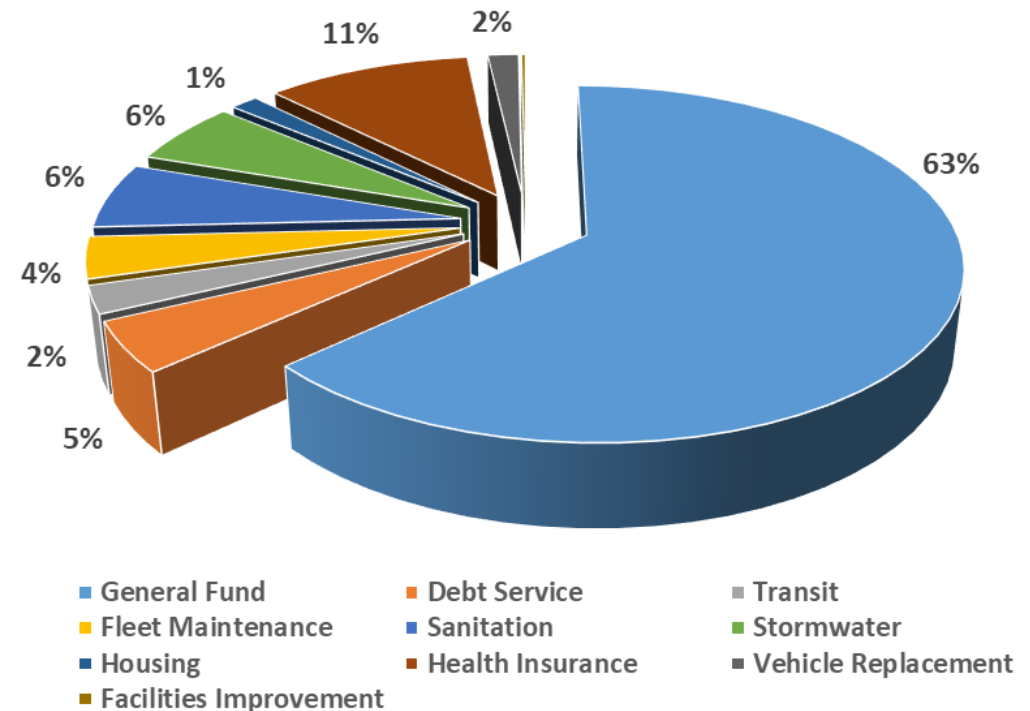
NORTH CAROLINA

Find yourself in good company®

FISCAL YEAR 2020-21 PROPOSED BUDGET SUMMARY

CITY OF GREENVILLE FISCAL YEAR 2020-21 PROPOSED BUDGET SUMMARY

General Fund	\$ 82,151,742
Debt Service	5,943,531
Transit	3,230,676
Fleet Maintenance	4,923,234
Sanitation	7,863,853
Stormwater	7,559,820
Housing	1,852,166
Health Insurance	13,757,908
Vehicle Replacement	2,051,643
Facilities Improvement	250,000
Total Revenue	\$ 129,584,573



CITY OF GREENVILLE

FISCAL YEAR 2020-21 PROPOSED BUDGET

SUMMARY

- In Both Good Time and Bad Times, The City of Greenville’s Mission DOES NOT CHANGE!
- We Exist to:
 - Protect the Health and Safety of All Our Community
 - Build & Maintain an Infrastructure to Support Every Resident’s & Business’s Pursuit of a Productive & Success Life
 - Provide Access to Cultural & Recreational Opportunities so as to Enhance Each Person’s Quality of Life
 - Foster an Environment that Makes Greenville *“A Place Where People Want To Be!”*



CITY OF GREENVILLE

FISCAL YEAR 2020-21 PROPOSED BUDGET

SUMMARY

- In Both Good Time and Bad Times, The City of Greenville's Budget Must Reflect This Mission
- The Proposed Fiscal Year 2020-21 Budget Presented for Consideration Does Exactly That!
- The 2020-21 Budget Is Highlighted with Funding That:
 - Provides for the Delivery of All of the City's Core Public Services
 - Supports All of City Council's Identified Goals for the Two-Year Period
 - Provides New or Expanded Funding for Several of Council's Key Priority Areas



But In Both Good and Bad Times, Our Greatest Strength Will Always Be Those That Serve Our City Every Day !





Greenville

NORTH CAROLINA

Find yourself in good company®



Item 10

Ordinance Approving 2019-2020
Capital Reserve Fund Designations



Find yourself in good company®

City of Greenville

2019-2020 CAPITAL RESERVE FUND DESIGNATION

Capital Reserve Fund

Any local government or public authority may establish and maintain a capital reserve fund for any purposes for which it may issue bonds. A capital reserve fund shall be established by resolution or ordinance of the governing board which shall state (i) the purposes for which the fund is created, (ii) the approximate periods of time during which the moneys are to be accumulated for each purpose, (iii) the approximate amounts to be accumulated for each purpose, and (iv) the sources from which moneys for each purpose will be derived. (1943, c. 593, ss. 3, 5; 1957, c. 863, s. 1; 1967, c. 1189; 1971, c. 780, s. 1.)

--North Carolina G.S. 159-18

Recommended for Transfer

Description	Amount
To allocate capital reserve funding to fund capital asset purchases for Police, Recreation & Parks, and Public Works in the Vehicle Replacement fund	A \$ 605,587

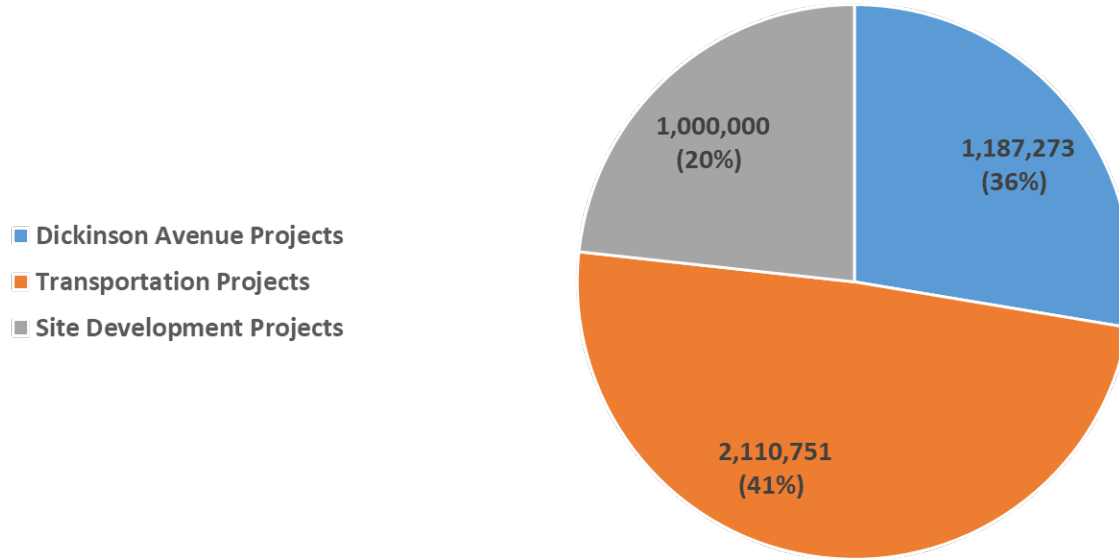
Detail of Designations – May 2020

Purpose	Approved Designations February 10, 2020	Inc/(Dec)	Proposed Designations May 11, 2020
Dickinson Avenue Streetscape	\$ 1,792,860	\$ (605,587)	\$ 1,187,273
Transportation			
DOT Project - Firetower 14th Street to NC33	\$ 93,869	\$ -	\$ 93,869
BUILD Grant	2,016,882	-	2,016,882
Subtotal Transportation	\$ 2,110,751	\$ -	\$ 2,110,751
Industrial Site Development	\$ 1,000,000	\$ -	\$ 1,000,000
Total	\$ 4,903,611	\$ (605,587)	\$ 4,298,024

Detail of Designations – May 2020

Purpose	Proposed Designations May 11, 2020
Dickinson Avenue Streetscape	\$ 1,187,273
Transportation	
DOT Project - Firetower 14th Street to NC33	\$ 93,869
BUILD Grant	2,016,882
Subtotal Transportation	\$ 2,110,751
Industrial Site Development	\$ 1,000,000
Total	\$ 4,298,024

Breakdown by Category



RECOMMENDATION

Approve 2019-2020 Capital Reserve Fund designations and adopt the Capital Reserve Fund Ordinance.

Questions



Item 11

Budget ordinance amendment #10 to the 2019-2020 City of Greenville budget (Ordinance #19-031), the Capital Projects Fund (Ordinance #17-024), and the FEMA-Hurricane Project Fund (Ordinance #17-022)



Greenville
NORTH CAROLINA

Find yourself in good company®



Find yourself in good company[®]

CITY OF GREENVILLE
FY 2020 BUDGET ORDINANCE AMENDMENT #10

CITY OF GREENVILLE
BUDGET ORDINANCE AMENDMENT #10

Budget Ordinance Amendment #10 Includes Adjustments to the Following Funds:

- **General Fund**
- **Stormwater Utility Fund**
- **Capital Reserve Fund**
- **Public Works Capital Projects Fund**
- **IT Capital Projects Fund**
- **Enterprise Capital Projects Fund**
- **FEMA Projects Fund**

CITY OF GREENVILLE

BUDGET ORDINANCE AMENDMENT #10

Description	Impacted	Amount
To increase Occupancy Tax within the Public Works Capital Projects Fund to move to General Fund for tax collection fees.	General Fund PW Capital Projects	\$ 4,610
To allocate NCDOT funding received for the Pedestrian Crossing project as reimbursement for the project completed within the General Fund.	General Fund PW Capital Projects	\$ 216,973
To allocate Capital Reserve funding to fund capital asset purchases for Police, Recreation & Parks, and Public Works in the Vehicle Replacement Fund.	Capital Reserve General Fund Vehicle Replacement	\$ 605,587

CITY OF GREENVILLE
BUDGET ORDINANCE AMENDMENT #10

Description	Impacted	Amount
To appropriate fund balance within the Stormwater Utility Fund and transfer to the Enterprise Capital Projects Fund for Town Creek Culvert change orders.	Stormwater Enterprise Capital	\$ 942,325
To move funds from the FEMA Projects Fund to the IT Capital Projects Fund for IT infrastructure replacements.	FEMA Projects IT Capital Projects	\$ 62,000
To move remaining contingency funds to the Mayor / City Council budget to cover additional contracted services expenses in the current fiscal year.	General Fund	\$ 28,000

CITY OF GREENVILLE
BUDGET ORDINANCE AMENDMENT #10 SUMMARY

City of Greenville Operating Fund Budget per Amendment #10:

Fund	Budget	%
General	\$ 88,543,923	60.2%
Debt Service	5,559,881	3.8%
Public Transportation (Transit)	3,343,172	2.3%
Fleet Maintenance	4,635,802	3.2%
Sanitation	8,031,481	5.5%
Stormwater	10,762,452	7.3%
Housing	1,733,500	1.2%
Health Insurance	14,003,384	9.5%
Vehicle Replacement	4,759,009	3.2%
Facilities Improvement	4,057,862	2.8%
Capital Reserve	1,552,956	1.1%
Total	\$ 146,983,422	100%

CITY OF GREENVILLE
BUDGET ORDINANCE AMENDMENT #10
SUMMARY

RECOMMENDATION

Approve budget ordinance amendment #10 to the 2019-2020 City of Greenville budget (Ordinance #19-031), the Capital Projects Fund (Ordinance #17-024), and the FEMA-Hurricane Project Fund (Ordinance #17-002)

City Council Meeting

May 11, 2020



Find yourself in good company®