

GREENVILLE UPTOWN PARKING GARAGE GREENVILLE, NORTH CAROLINA

AS-BUILT DRAWINGS

** GENERAL NOTES **

- DESIGN CRITERIA CONFORM TO THE AMERICAN CONCRETE INSTITUTE STANDARD BUILDING CODE REQUIREMENTS FOR REINFORCED CONCRETE (ACI 318-08), PCI DESIGN HANDBOOK (7th EDITION), AND IBC 2012. TINDALL IS TO DESIGN PRECAST/PRESTRESSED MEMBERS AND CONNECTIONS. ALL OTHER STRUCTURAL DESIGN IS BY OTHERS.
- DESIGN LOADS:
 - FLOOR LIVE LOAD: 40 PSF
 - GROUND SNOW LOAD: 25 PSF
 - ROOF LIVE LOAD: 20 PSF
 - ROOF DEAD LOAD: 21 PSF
 - LOBBY'S AND STAIRS: 100 PSF
 - CONCENTRATED WHEEL LOAD: 3000 LB (OVER 20 SQIN)
 - BUMPER IMPACT LOAD: 6000 LB (OVER 7 SQFT)
 - WIND: 110 MPH
 - SEISMIC: 0.173 Sd1; 0.106 Sd2
 - IMPORTANCE FACTOR: 1.0
 - SITE CLASS: D
 - SEISMIC DESIGN CATEGORY: B
 - BEARING WALL SYSTEM WITH ORDINARY PRECAST SHEAR WALLS.
- MATERIALS:
 - 3.1 CONCRETE:
 - PRODUCT: DOUBLE-TEES, BEAMS, LITTELLS, WALL PANELS, SPANDRELS, COLUMNS
 - DESIGN TYPE - STRUCTURAL GRAY MIX
 - CEMENT TYPE - 6K (+/- -1.5%)
 - AIR CONTENT - 6% (+/- -1.5%)
 - CONCRETE WEIGHT - 150 PCF
 - MINIMUM 28 DAY COMPRESSIVE STRENGTH = 6000 PSI
 - 3.2 GROUT: NON-SHRINK, NON-METALLIC GROUT MINIMUM 28 DAY COMPRESSIVE STRENGTH: 6,000 PSI, UNLO.
 - 3.3 INSULATION: N/A
 - 3.4 CHALKING: NOT BY TINDALL
 - 3.5 STEEL:
 - (ASTM STANDARD) (UL TENSILE STRENGTH)
 - A416 (BLACK) 270 (KSI)
 - A36 (NON-EXPOSED, PRIME PAINTED) 304L (100% EXPOSED, STAINLESS)
 - WELDING: E7018 FOR FIRMED & GALV. E70 (TYPE JOBS)

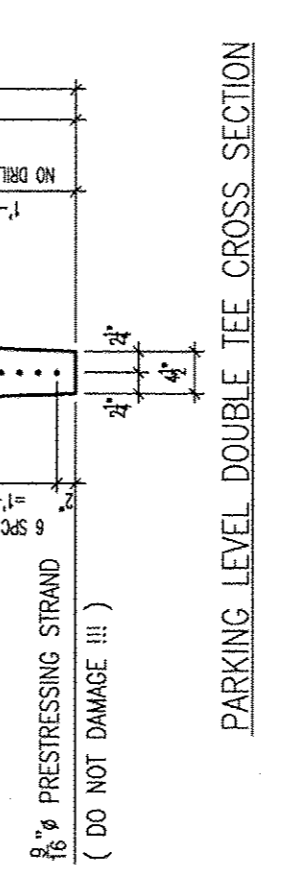
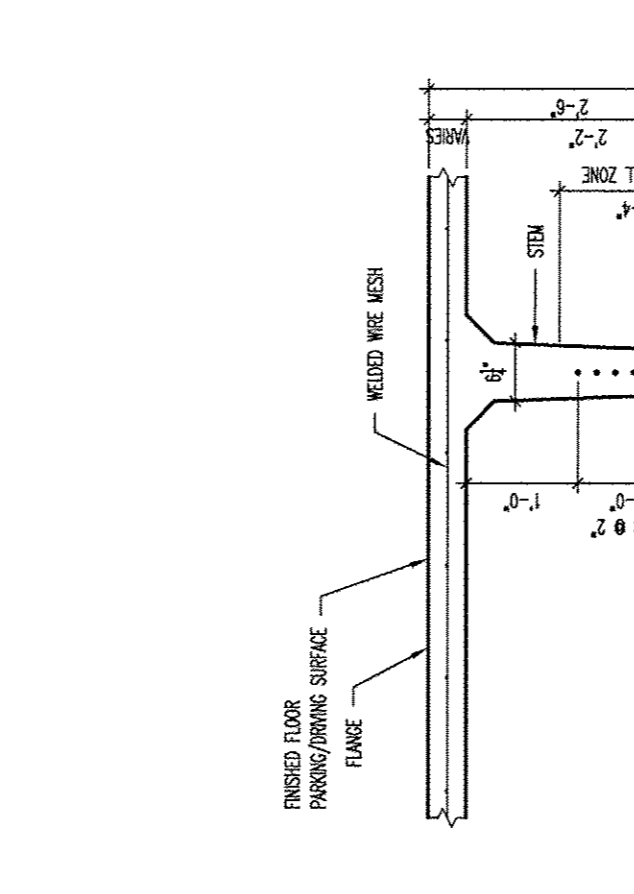
** ERECTION NOTES **

- ERECTION:
 - PRECAST UNITS SUPPLIED BY TINDALL SHALL BE STORED, HANDLED, AND ERECTED IN ACCORDANCE WITH THE MANUFACTURER'S INSTALLATION AND ERECTION INSTRUCTIONS. THE CONTRACTOR SHALL BE RESPONSIBLE FOR THE PROTECTION OF THE UNITS FROM DAMAGE DUE TO NOT FOLLOWING THESE PROCEDURES. TO ANY INDIVIDUAL COMPONENT OR GROUP OF COMPONENTS, INCLUDING, BUT NOT LIMITED TO, THE PRECAST UNITS, INCLUDING ANY PHASE OF STORAGE, HANDLING, OR ERECTION, INCLUDING THAT OF A PARTIALLY ERECTED STRUCTURE, IS THE ERECTOR'S RESPONSIBILITY.
 - BEFORE ERECTION, THE ERECTOR SHALL BE RESPONSIBLE TO VERIFY ALL DIMENSIONS, CONNECTIONS, AND GRADES THAT AFFECT THE PRECAST. THE ERECTOR IS RESPONSIBLE FOR CONTACTING TINDALL'S ENGINEERING DEPARTMENT IMMEDIATELY UPON FINDING ANY DISCREPANCIES. NO FIELD REPAIR IS TO BE PERFORMED WITHOUT DIRECTION FROM TINDALL'S ENGINEERING DEPARTMENT. FIELD QUALITY ASSURANCE PROCEDURE (TOP 961.205) SHALL BE FOLLOWED.
 - THE GENERAL CONTRACTOR SHALL ESTABLISH SUFFICIENT CONTROL POINTS AND BENCH MARKS TO MAINTAIN THE PRECAST UNITS TO THE MINIMUM AS WELL AS HELP IN IDENTIFYING PROBLEMS CAUSED BY BUILDING FRAME COLUMNS BEING OUT OF DIMENSION OR ALIGNMENT.
 - BEFORE ERECTION, THE ERECTOR SHALL ENSURE THAT ALL MATERIALS SUPPLIED BY TINDALL ARE AT THE JOB SITE AND READILY AVAILABLE. THIS INCLUDES SHIMS AND LOSS OF CONNECTIONS. ANY DEFICIENCIES SHALL BE REPAIRED TO TINDALL IMMEDIATELY. TO AVOID DELAYS DUE TO MISSING REQUIRED MATERIAL.
 - ERECTION TOLERANCES SHALL BE AS STATED IN PCI-MNL-135, LATEST EDITION.
 - A 2 FOOT MINIMUM WORKING CLEARANCE MUST BE MAINTAINED FROM FOOTINGS AND/OR FOUNDATION WALLS FOR THE PRECAST ERECTION. THIS CLEARANCE MUST BE ON THE CONNECTION SIDE OF THE MEMBER. THE GENERAL CONTRACTOR SHALL ALSO PROVIDE FOUNDINGS, TRUCKS, ETC. THAT ARE CLEAN AND FREE OF WATER.
 - ALL EXPOSED STEEL BELOW GRADE IS TO BE PROTECTED BY THE GENERAL CONTRACTOR WITH AN APPROVED CORROSION RESISTANT MINIMUM PAINT AFTER THE PRODUCTS HAVE BEEN ERECTED AND ALL CONNECTIONS ARE MADE.
- STORAGE: WHEN JOB SITE STORAGE OF PRECAST UNITS IS REQUIRED, DAMAGE SHALL BE LOCATED UNDER LIFTING DEVICES, OR AS SPECIFIED OTHERWISE ON THESE DRAWINGS FOR SPECIAL CONDITIONS.
- LIFTING: LIFTING PROCEDURES MAY REQUIRE TWO, THREE OR FOUR LIFTING POINTS DEPENDING UPON THE MEMBER'S LENGTH AND WEIGHT. IT SHALL BE DONE AS SPECIFIED ON THESE DRAWINGS.
- BROCKING: THE CONTRACTOR IS RESPONSIBLE TO VERIFY PANELS, ELEVATIONS AND DIMENSIONS. PROGS TO AND FROM PRECAST UNITS IS TO BE RELEASED FROM CRANE LOOKS. ALL BRACKING, IF REQUIRED, IS TO REMAIN IN PLACE UNTIL ALL FINAL PRECAST CONNECTIONS ARE MADE.

INDEX OF DRAWING SHEETS:

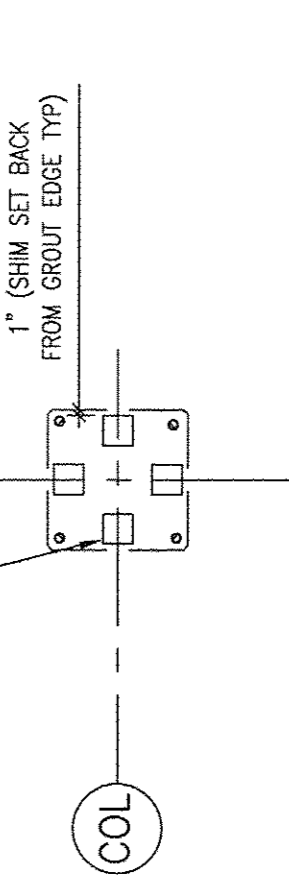
E-000	COVER SHEET
E-100	BUILDING PLANS AND CIP ELEV.
E-100	FOUNDATION PLAN - LEVEL 1
E-115	CIP WALL ELEVATIONS
E-120	LEVEL 2 FRAMING PLAN
E-121	LEVEL 3 FRAMING PLAN
E-122	PARTIAL LEVEL 4 FRAMING PLAN
E-123	ROOF SLAB FRAMING PLAN
E-124	
E-200 THRU E-203	EXTERIOR BUILDING ELEVATIONS
E-200	EAST ELEVATION
E-201	NORTH & WEST ELEVATIONS
E-202	PARTIAL SOUTH & WEST & ENTRANCE SOUTH ELEVATION
E-203	
E-205 THRU E-216	BRICK ELEVATIONS AND SECTIONS
E-220 THRU E-221	INTERIOR BUILDING ELEVATIONS
E-220	LITE WALL ELEVATION
E-221	SHEAR WALL ELEVATIONS
E-300 THRU E-302	STAIR & ELEVATOR ELEVATIONS
E-300	CLOCK TOWER ELEVATIONS
E-301	STAIR #1 INTERIOR ELEVATIONS
E-302	ELEVATOR INTERIOR ELEVATIONS
E-400 THRU E-402	ENLARGED STAIR PLANS & ROOF PLANS
E-400	STAIR #1 FLOOR & ROOF PLANS & ELEVATOR ROOF PLAN
E-401	STAIR #2 FLOOR PLANS & ROOF PLAN
E-402	STAIR CROSS SECTIONS

DETAILS 100-127, 130, 200-227, 300-369, 400-415
ON 8 1/2" x 11" LOOSE LEAF



COLUMN SHIMMING AND GROUTING PROCEDURE

- PROCEDURE SHALL BE PERFORMED AS FOLLOWS:
 - SHOOT SHIM STACK ELEVATIONS.
 - USING A 4" LEVEL OR OTHER METHOD INSURE THAT BOTTOM ANCHOR BOLT NUTS ARE AT A LOWER ELEVATION THAN THE SHIM STACKS.
 - AFTER INITIAL PLUMBING LET THE WEIGHT OF CRANE'S LINE AND FINALIZE PLUMBING WITH THE TOP NUTS.
 - AFTER PLUMBING IS COMPLETE, HAND TIGHTEN BOTTOM NUTS.
 - GROUT COLUMNS FOLLOWING RECOMMENDATIONS BELOW.




- NOTES:
- ALL COLUMNS ARE TO HAVE THEIR BASES GROUTED WITHIN 24 HOURS OF ERECTION
 - NO MORE THAN TWO ELEVATED LEVELS ARE TO BE ERECTED ON ANY COLUMN ON WHICH THE BASE HAS NOT BEEN GROUTED AND CURED FOR A MINIMUM OF 12 HOURS.
 - FOLLOW GROUT MANUFACTURER'S RECOMMENDATIONS FOR COLD OR HOT WEATHER GROUTING.



DEVITA & ASSOCIATES, INC.
P.O. Box 1596 Greenville, S.C. 29601
PHONE: 864-232-6642 FAX: 864-242-4878
WEBSITE: www.devita-inc.com

Proprietary data is included in the information disclosed herein and is the sole property of TINDALL CORPORATION, VIRGINIA DIVISION. This information is submitted in confidence and is not to be used for any other purpose except as specifically authorized in writing by TINDALL CORPORATION. The use of the Professional Engineer Seal on these drawings by the Specialty Structural Engineer certifies that the structure obtained herein, its member elements and connections, are designed in accordance with applicable codes and project specific requirements as set forth in the contract documents. The Engineer is not responsible for the results of these drawings to confirm use of the appropriate building codes, conformances with the design intent of the overall structural system and for coordination with other structural elements. The SR is not responsible for the design of the Performance Specified Elements contained herein.

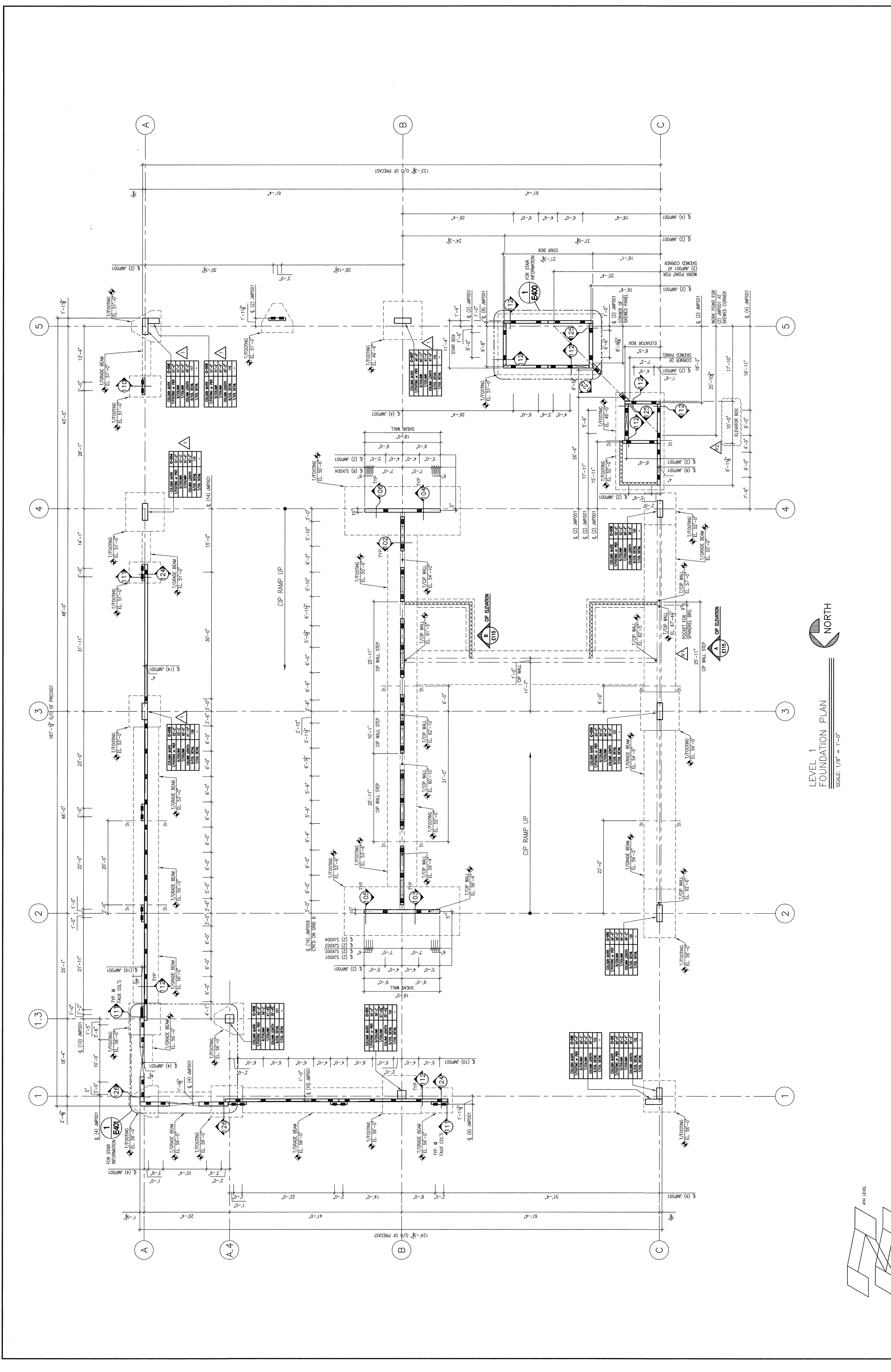


Tindall
TINDALL CORPORATION
VIRGINIA DIVISION
P.O. BOX 711, PETERSBURG, VIRGINIA 23204
500 GORDON ROAD, WESTMINSTER, COLORADO 80057-1000
(703) 421-4000

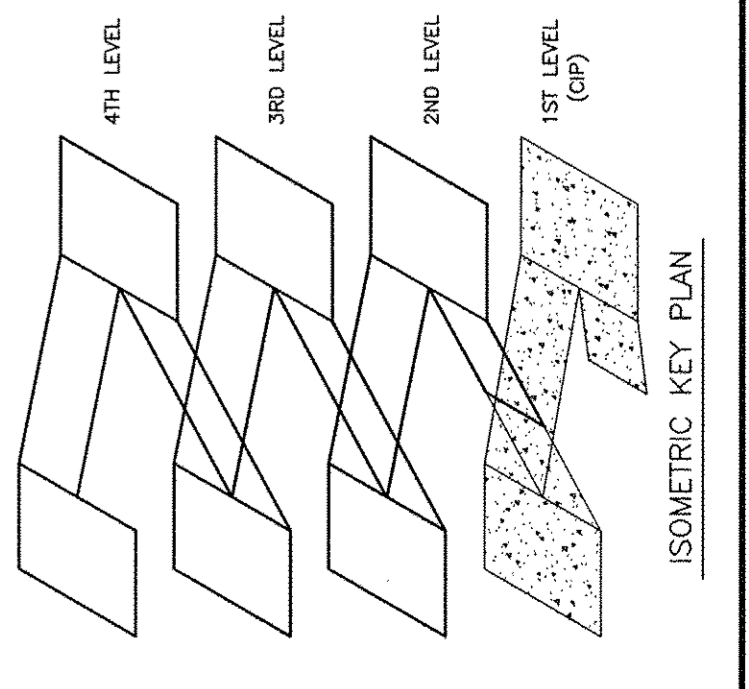
NO.	DATE	BY	DESCRIPTION
A	7/29/14	DAI	FOR CONSTRUCTION
B	12/20/14	DAI	FOR APPROVAL ONLY - STAIRS AND ELEVATORS
C	12/20/14	DAI	FOR APPROVAL ONLY

ARCHITECT: RCG ARCHITECTURE, PA
DATE: 4/18/14
DRAWN: DAI
CHECKED: DAI
SCALE: 1/4" = 1'-0"
SHEET NO.: 7-4505
E000

**GREENVILLE UPTOWN
PARKING GARAGE
COVER SHEET**
GREENVILLE, NORTH CAROLINA
CONTRACTOR: BARNHILL CONTRACTING CO.




LEVEL 1
FOUNDATION PLAN
SCALE: 1/8" = 1'-0"
NORTH



DEVITAIN & INC.
P.O. Box 1596 Greenville, S.C. 29601
PHONE: 864-232-8642 FAX: 864-242-4878
WEBSITE: www.devitainc.com

Proprietary Data is included in the information disclosed herein and is the sole property of Tindall Corporation, VIRGINIA DIVISION. This information is submitted in confidence and is not to be used, copied, or otherwise disseminated without the written consent of Tindall Corporation. The use of the Professional Engineering Seal on these drawings by the Signatory Structural Engineer certifies that the structure detailed herein, its member elements and connections, are designed in accordance with applicable codes and project specific requirements as set forth in the contract documents. The Signatory Engineer of Record (SER) is responsible for the design of these drawings to conform with the appropriate building codes, conformances with the design intent of the overall structural system and for coordination with other structural elements. The SER is not responsible for the design of the Performance Specified Elements contained herein.



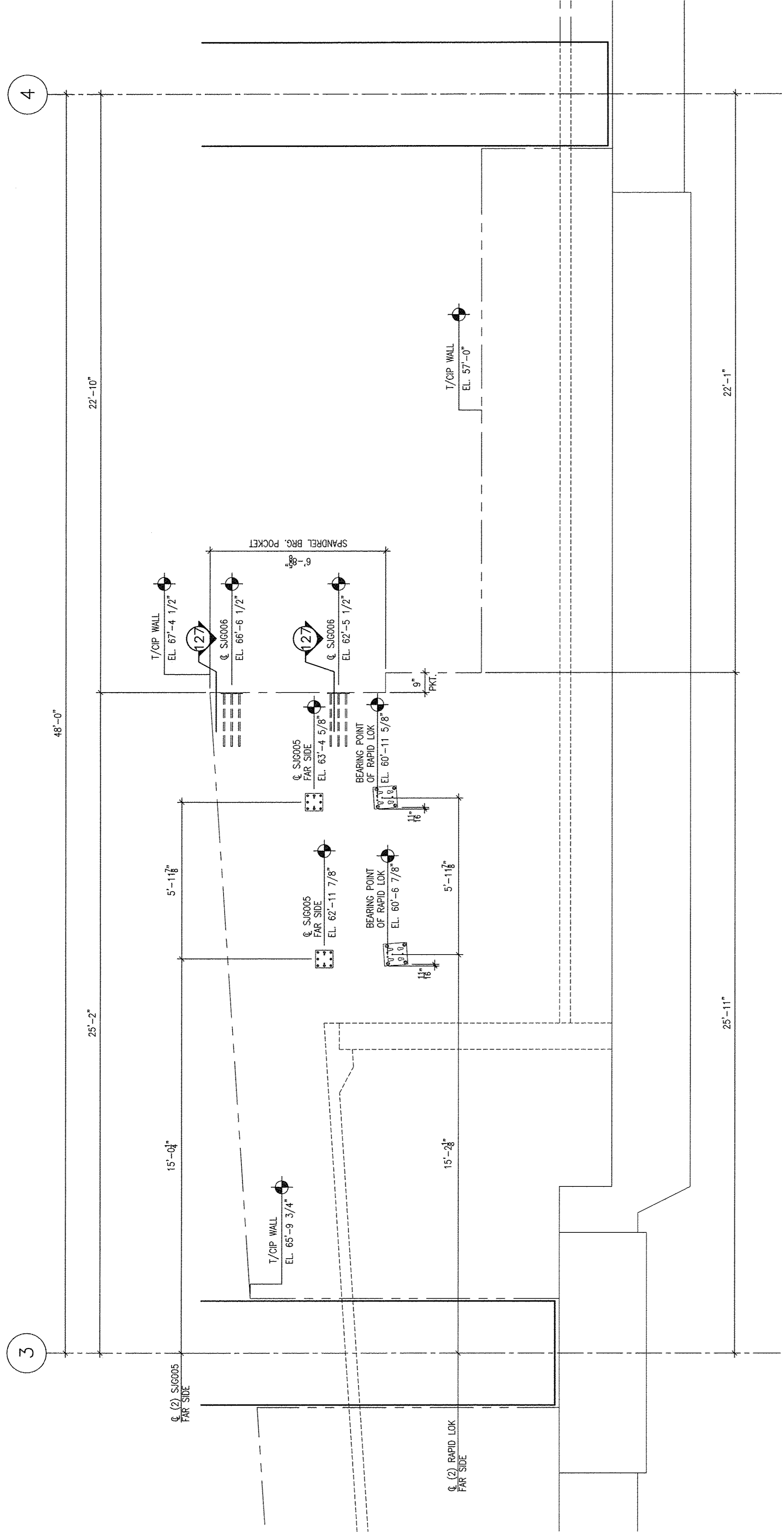
Tindall
TINDALL CORPORATION
VIRGINIA DIVISION
P.O. Box 711, Petersburg, Virginia 23804
(804)981-4400 FAX: (804)981-5377

NO.	DATE	BY	DESCRIPTION
1	1/22/14	DM	FOR FOUNDATION CONSTRUCTION ONLY
2	3/20/14	DM	FOR APPROVAL ONLY - STIRS AND ELEVATION
3	5/22/14	DM	FOR APPROVAL ONLY

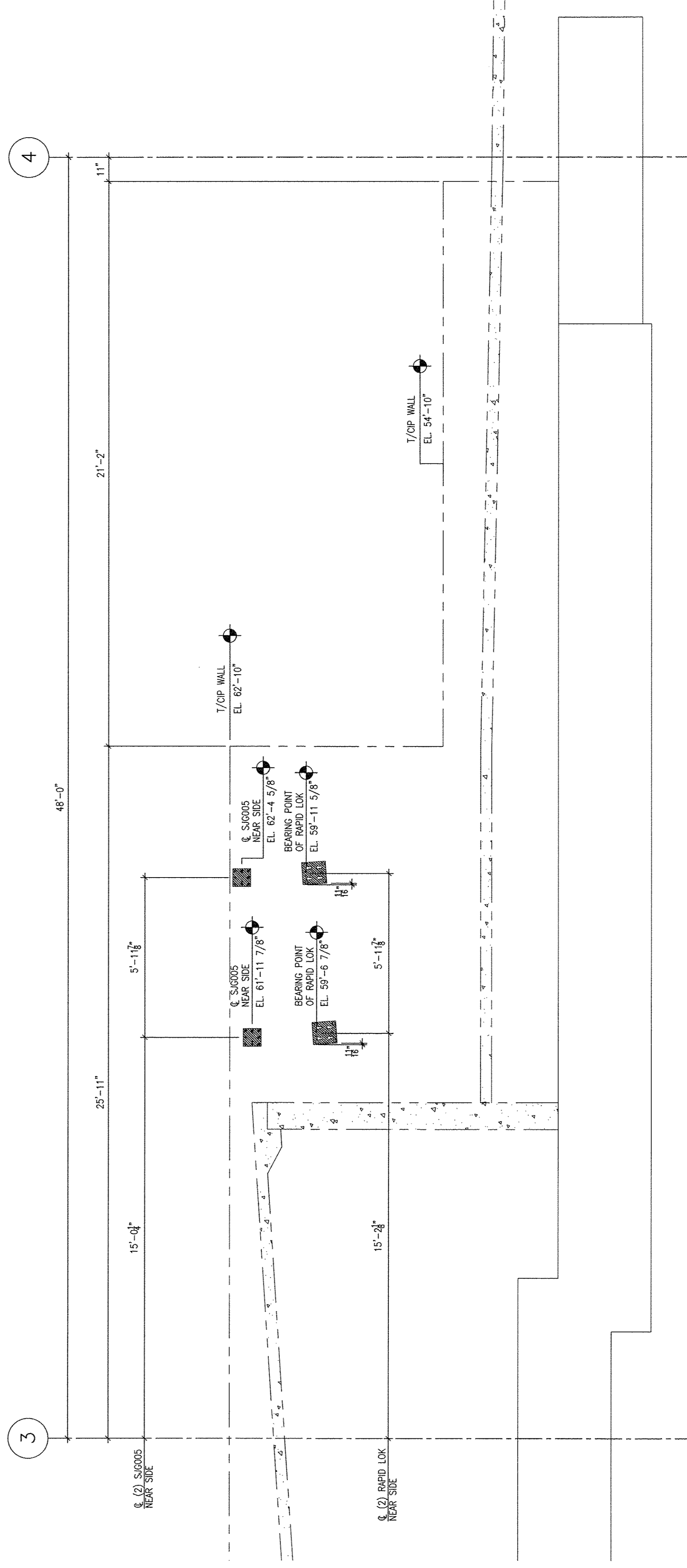
ARCHITECT: RGG ARCHITECTURE, PA
DRAWN: DATE: 1/20/14
CHECKED: DATE: 5/22/14
SCALE: 1/8"

**GREENVILLE UPTOWN
PARKING GARAGE
LEVEL 1 - FOUNDATION PLAN**
CONTRACTOR: BARNHILL CONTRACTING CO.
JOB NO.: 74303
SHEET NO.: E100

REVISIONS




(A) WEST CIP WALL ELEVATION
ALONG GRID C LOOKING EAST
SCALE: 3/8" = 1'-0"



(B) INTERIOR CIP WALL ELEVATION
ALONG GRID B LOOKING EAST
SCALE: 3/8" = 1'-0"

DEVITAIN & ASSOCIATES, INC.
P.O. Box 1596 Greenville, S.C. 29601
PHONE: 864-232-8642 FAX: 864-242-4878
WEBSITE: www.devitainc.com

Proprietary data is included in the information disclosed herein and is the sole property of TINDALL CORPORATION, VIRGINIA DIVISION. This information is admitted in confidence and is not to be used, copied, reproduced, or otherwise disseminated without the written consent of TINDALL CORPORATION, VIRGINIA DIVISION. Project No. 2012010101.
The use of the Professional Engineering Seal on these drawings by the Specialty Structural Engineer certifies that the structure defined herein, its member elements and connections, conform with the applicable building codes, and the design complies with the requirements set forth in the contract documents by the Structural Engineer of Record.
The Structural Engineer of Record (SER) is responsible for the review of these drawings to confirm use of the appropriate building codes, conformance with the design intent of the overall structural system and for coordination with other structural elements. The SER is not responsible for the design of the Performance Grouting Elements contained herein.



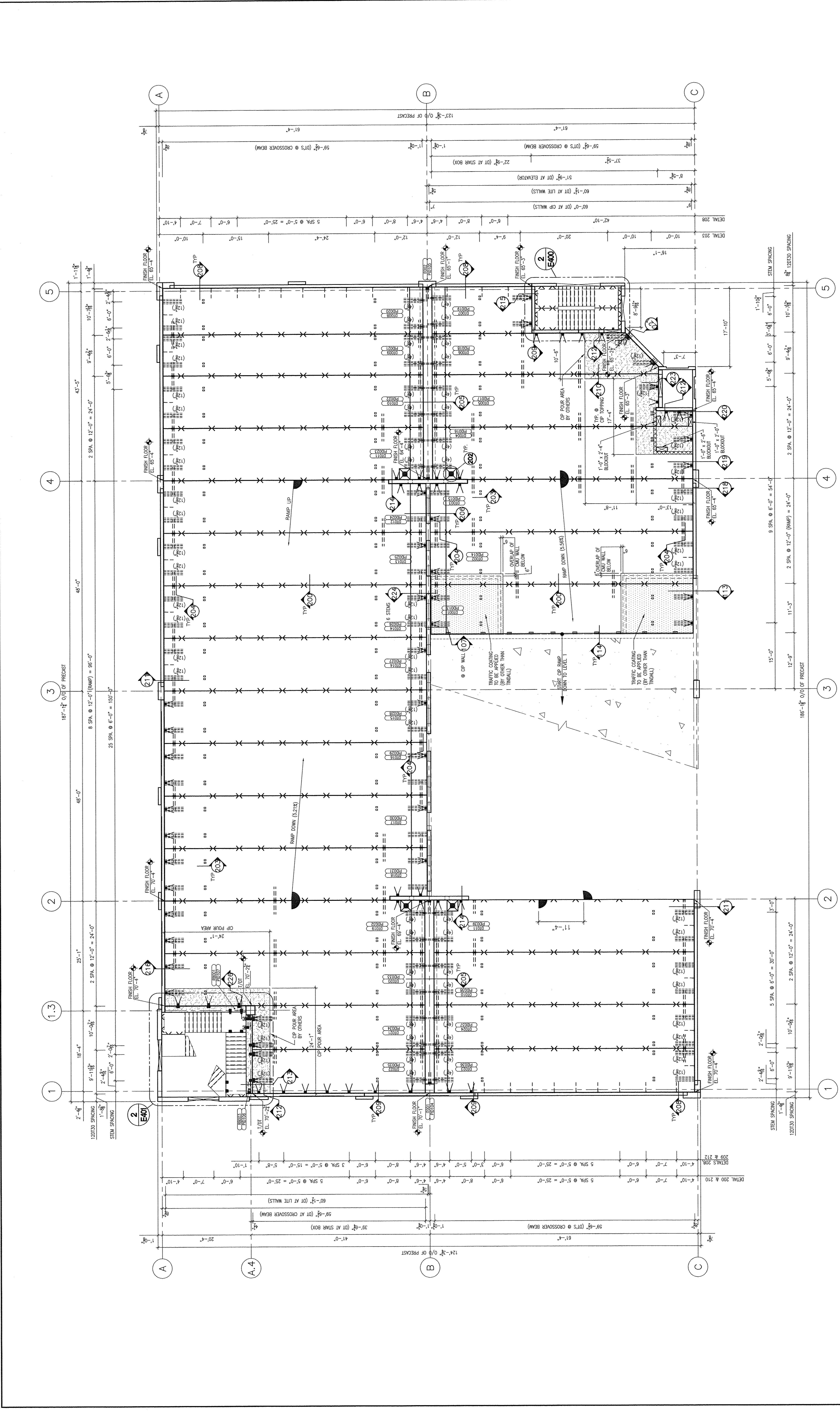
Tindall
TINDALL CORPORATION
VIRGINIA DIVISION
P.O. Box 271, Petersburg, Virginia, 23804
PHONE: 804-685-8447 FAX: 804-685-1537

NO.	DATE	BY	DESCRIPTION
1	5/29/14	DM	FOR CIP CONSTRUCTION
2	5/29/14	DM	FOR APPROVAL ONLY

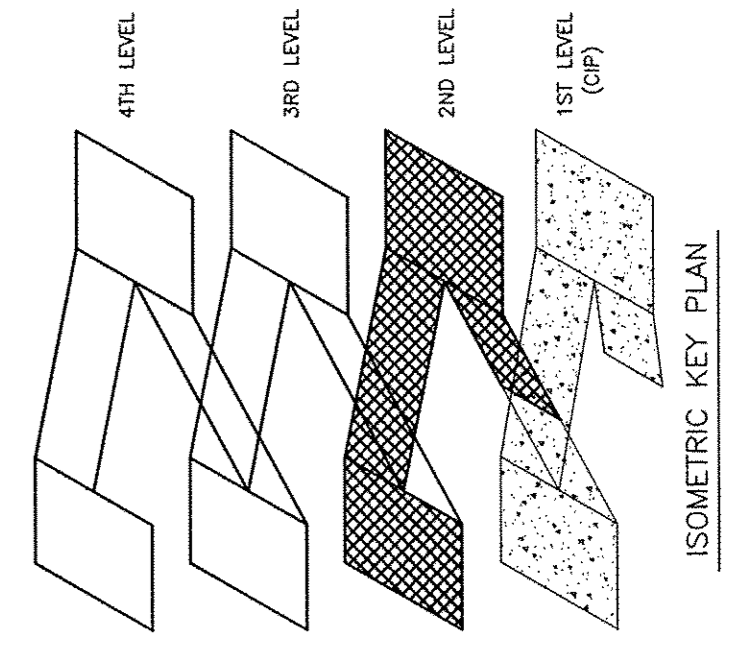

ARCHITECT: RCO ARCHITECTURE, PA
DESIGNED BY: DM
CHECKED BY: DM
DATE: 4/8/14
CONTRACTOR: BUCKWILL CONTRACTING, CO.
DATE: 5/27/14
SCALE: 1/8"
E115

REVISIONS

**GREENVILLE UPTOWN
PARKING GARAGE
CAST IN PLACE ELEVATIONS
GREENVILLE, NORTH CAROLINA**



LEVEL 2 PLAN
SCALE: 1/8" = 1'-0"




PROVISION DATA is included in the information disclosed herein and is the sole property of TINDALL CORPORATION, VIRGINIA DIVISION. This information is submitted in confidence and neither this document nor the information disclosed herein shall be reproduced, stored in a retrieval system, or transmitted in any form or by any means, electronic, mechanical, photocopying, recording, or by any information storage and retrieval system, without the prior written permission of TINDALL CORPORATION, VIRGINIA DIVISION, 5400 GLENN ROAD, PETERSBURG, VIRGINIA 23050 (804)949-4949 FAX: (804)949-1234.

See also those drawings by the Specialty Structural Engineer certified that the structure detailed herein, its member elements and connections are designed in accordance with applicable codes and project specific requirements as set forth in the contract documents by the Structural Engineer of Record.

The Structural Engineer of Record (SER) is responsible for the review of these drawings to determine that the structure is designed in accordance with applicable codes and project specific requirements as set forth in the contract documents and for coordination with other structural elements. The SER is not responsible for the design of the Performance Specified Elements combined herein.

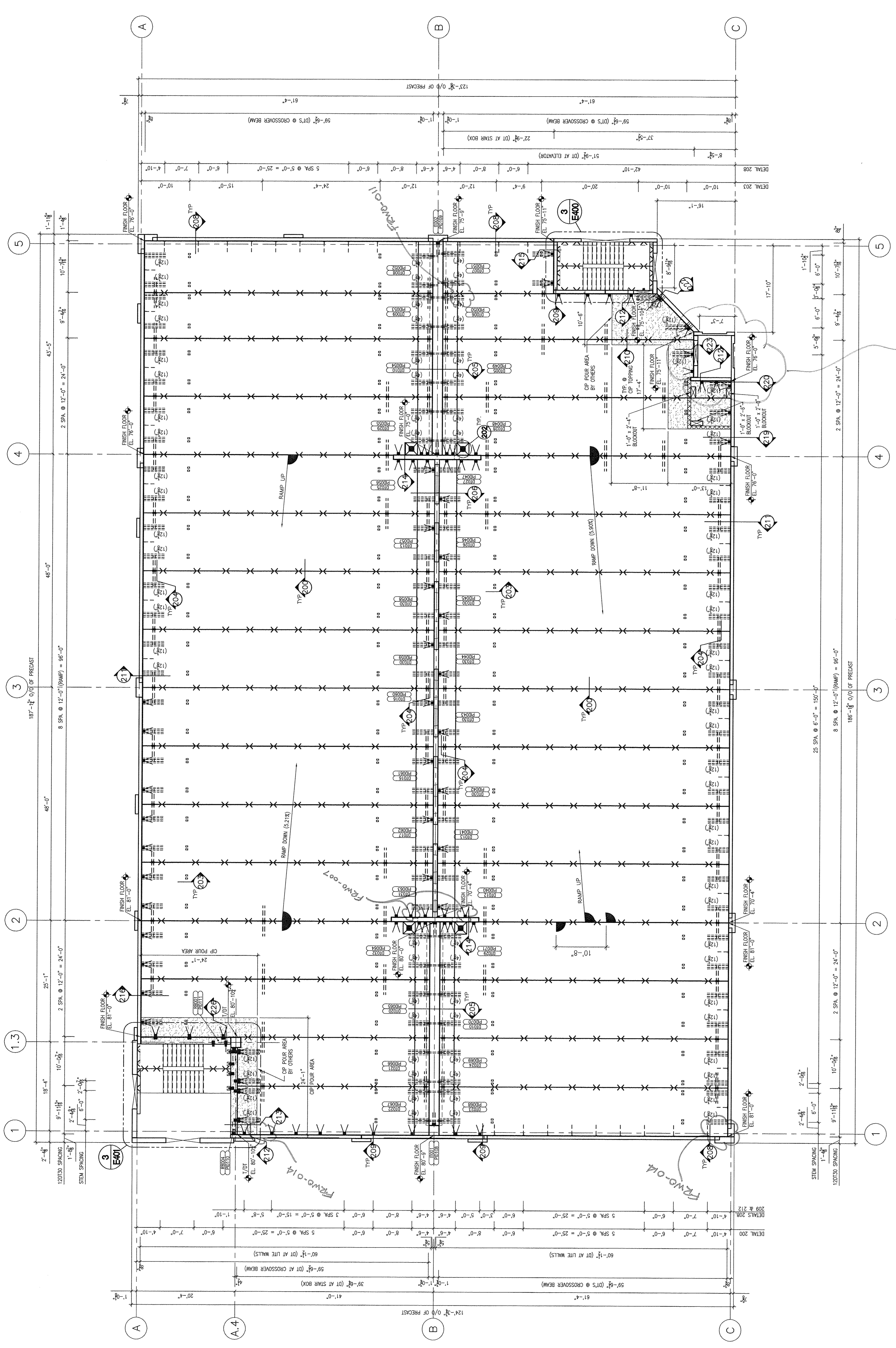
DEVITA & ASSOCIATES, INC.
P.O. Box 1598, Greenville, S.C. 29601
PHONE: 864-232-6642 FAX: 864-242-4878
WEBSITE: www.devita-inc.com



Tindall
TINDALL CORPORATION
VIRGINIA DIVISION
P.O. BOX 714, PETERSBURG, VIRGINIA 23050
(804)949-4949 FAX: (804)949-1234

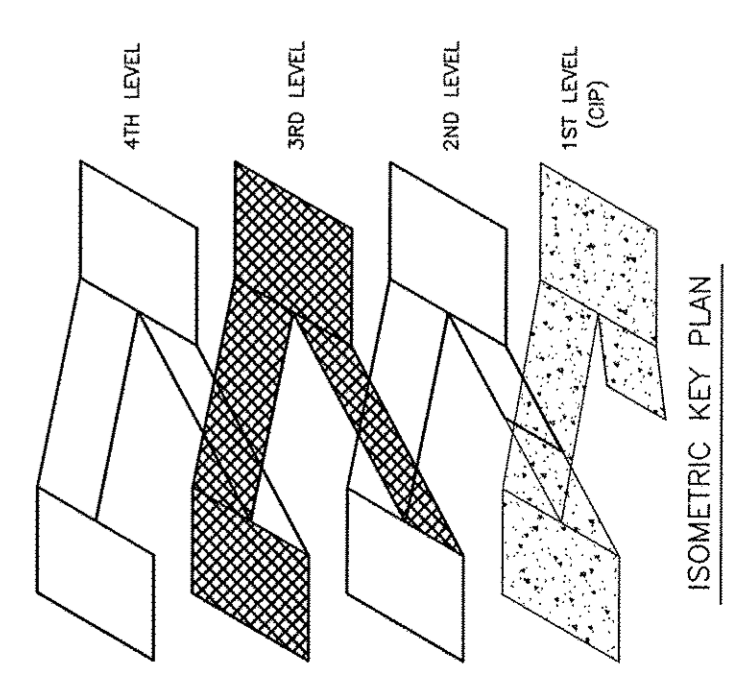
NO.	DATE	BY	DESCRIPTION
A	7/29/14	DAI	FOR CONSTRUCTION
B	8/20/14	DAI	FOR APPROVAL ONLY - STAIRS AND ELEVATOR
C	8/22/14	DAI	FOR APPROVAL ONLY

GREENVILLE UPTOWN PARKING GARAGE LEVEL 2 - FRAMING PLAN
ARCHITECT: RGS ARCHITECTURE, PA
CONTRACTOR: BARNHILL CONTRACTING CO.
DESIGNER: RGS ARCHITECTURE, PA
DATE: 4/18/14
CHKD BY: [Signature]
DATE: 5/22/14
1/8" = 1'-0"
74303 E120




LEVEL 3 PLAN
SCALE: 1/8" = 1'-0"

ELEVATOR MODIFICATIONS (ALL LEVELS)



REVITA & ASSOCIATES, INC.
 P.O. Box 1595 Greenville, S.C. 29601
 PHONE: 864-242-4878
 FAX: 864-242-4878
 WEBSITE: www.revita-inc.com



Tindall Corporation
 VIRGINIA DIVISION
 5400 OLDER ROAD, RESTON, VIRGINIA 20190
 (866)981-8447 FAX (866)981-1537

GREENVILLE UPTOWN PARKING GARAGE LEVEL 3 - FRAMING PLAN GREENVILLE, NORTH CAROLINA

NO.	DATE	BY	DESCRIPTION
1	4/16/14	DAI	FOR APPROVAL ONLY - STAIRS AND ELEVATOR
2	4/16/14	DAI	FOR APPROVAL ONLY
3	4/16/14	DAI	FOR CONSTRUCTION

NO.	DATE	BY	DESCRIPTION
1	4/16/14	DAI	FOR APPROVAL ONLY - STAIRS AND ELEVATOR
2	4/16/14	DAI	FOR APPROVAL ONLY
3	4/16/14	DAI	FOR CONSTRUCTION

NO.	DATE	BY	DESCRIPTION
1	4/16/14	DAI	FOR APPROVAL ONLY - STAIRS AND ELEVATOR
2	4/16/14	DAI	FOR APPROVAL ONLY
3	4/16/14	DAI	FOR CONSTRUCTION

REVISIONS

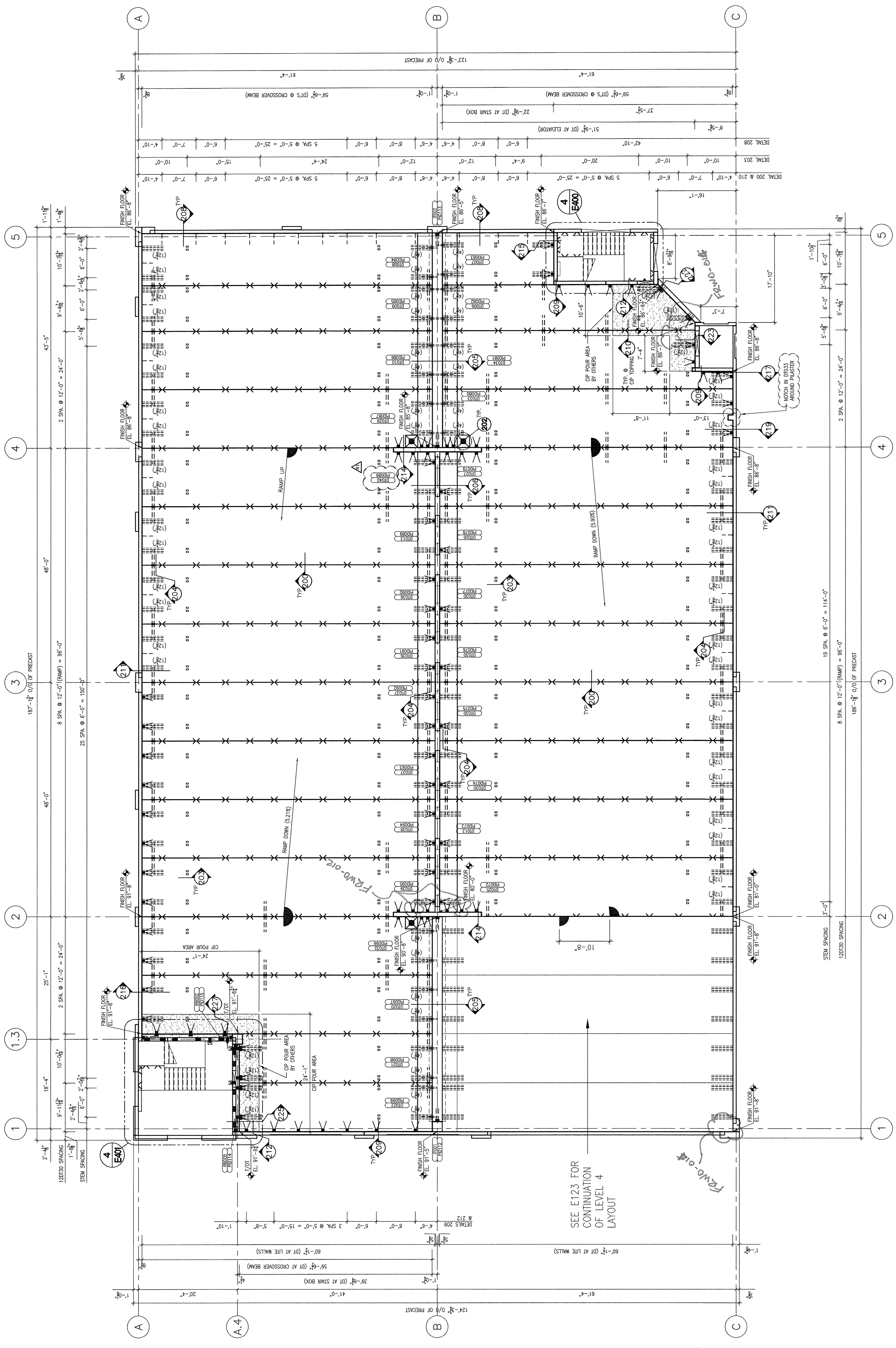
CONTRACTOR: **BARNHILL CONTRACTING CO.**
 ARCHITECT: **RG ARCHITECTURE, PA**
 DRAWN: DAI DATE: 4/16/14
 CHECKED: DAI DATE: 5/22/14
 SCALE: 1/8" = 1'-0"
 SHEET NO.: 74303
 E121

Professional Engineer Seal for Virginia Division, No. 2584, dated 11/11/2011.

The use of the Professional Engineering Seal on these drawings by the Specialty Structural Engineer is a representation that the design complies with the applicable codes and project specific requirements as set forth in the contract documents by the Structural Engineer of Record.

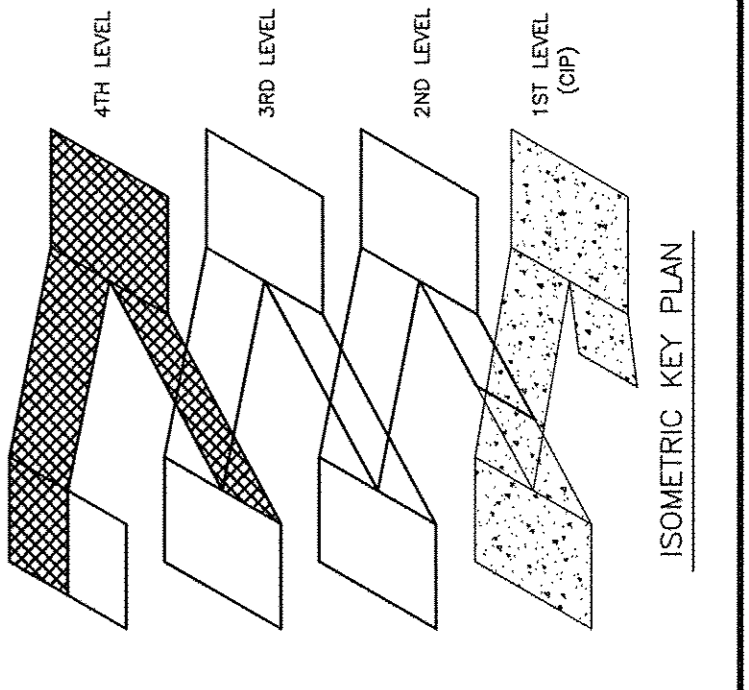

The Structural Engineer of Record (SER) is responsible for the review of these drawings to ensure that they are in accordance with applicable codes and project specific requirements as set forth in the contract documents by the Structural Engineer of Record.

The Structural Engineer of Record (SER) is responsible for the review of these drawings to ensure that they are in accordance with applicable codes and project specific requirements as set forth in the contract documents by the Structural Engineer of Record.




SEE E123 FOR CONTINUATION OF LEVEL 4 LAYOUT

LEVEL 4 PLAN
SCALE: 1/8" = 1'-0"



DEVITATES, INC.
P.O. Box 1596 Greenville, S.C. 29601
PHONE: 864-232-6642 FAX: 864-242-4878
WEBSITE: www.devitates.com

Proprietary data is included in the information disclosed herein and is the sole property of TINDALL CORPORATION, VIRGINIA DIVISION. This information is submitted in confidence and is not to be used, copied, reproduced, or otherwise disseminated without the written consent of TINDALL CORPORATION. The use of the Professional Engineering Seal on these drawings by the Specialty Structural Engineer certifies that the structure detailed herein, its member elements and connections, and the construction methods in the contract documents by the Structural Engineer of Record. The Structural Engineer of Record (SER) is responsible for the review of these drawings to confirm use of the appropriate building codes, conformance with the design intent of the overall structural system and for coordination with other structural elements. The SER is not responsible for the design of the Formwork Supporting Elements contained herein.

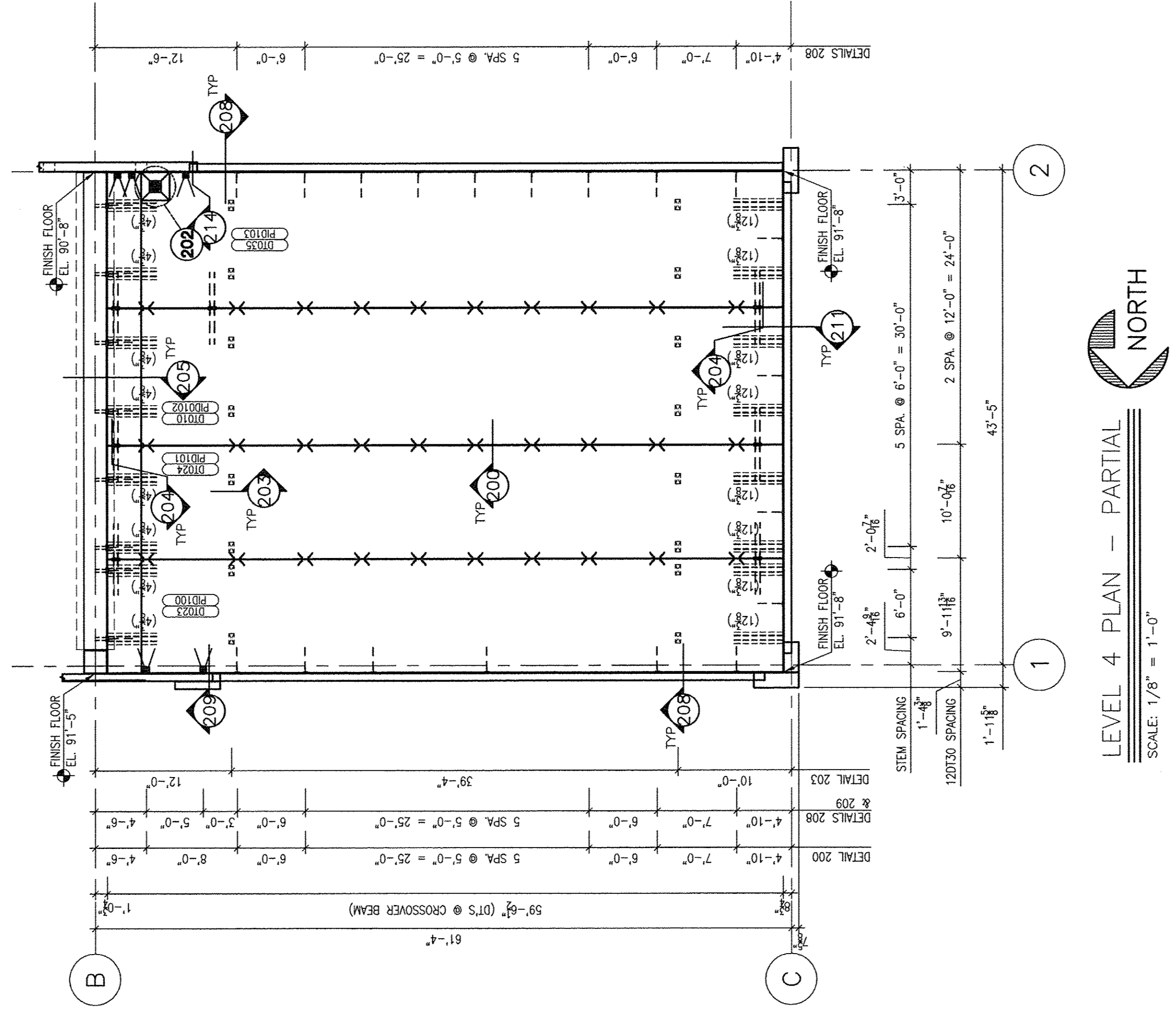
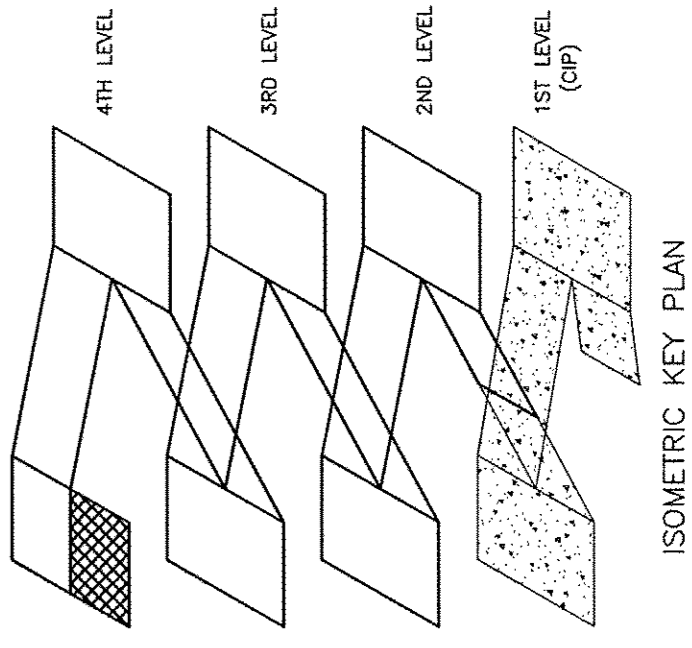


Tindall
TINDALL CORPORATION
VIRGINIA DIVISION
P.O. Box 714, Petersburg, Virginia 23804
4500 Westover Park, Fairfax, VA 22031
(800)861-8447

ARCHITECT		CONTRACTOR	
DATE	CHG'D	DATE	SCALE
DAI	4/16/14	DAI	5/22/14
DAI	4/16/14	DAI	1/8"
DAI	4/16/14	DAI	74303
DAI	4/16/14	DAI	E122

REVISIONS	
NO.	DESCRIPTION
A	9/8/14 DAI REISED - FOR CONSTRUCTION
A	1/29/14 DAI FOR CONSTRUCTION
A	5/20/14 DAI FOR APPROVAL ONLY - STAIRS AND ELEVATORS
A	5/20/14 DAI FOR APPROVAL ONLY

GREENVILLE UPTOWN PARKING GARAGE LEVEL 4 - FRAMING PLAN GREENVILLE, NORTH CAROLINA




LEVEL 4 PLAN - PARTIAL
SCALE: 1/8" = 1'-0"

DEVITAIN & ASSOCIATES, INC.
P.O. Box 1596 Greenville, S.C. 29601
PHONE: 864-232-6642 FAX: 864-242-4878
WEBSITE: www.devitainc.com

Proprietary Data is included in the information enclosed herein and is the sole property of Tindall Corporation, Virginia Division. This information is admitted in confidence to the recipient for the purpose of the project only and is not to be used, copied, transferred to other documents or used or disclosed to others for manufacturing or for any other purpose without the express written authorization in writing by TINDALL CORPORATION, VIRGINIA DIVISION, 27200 SPANG ROAD, GREENVILLE, VA 22603.

The use of the Professional Engineering Seal on these drawings by the Specialty Structural Engineer certifies that the structure detailed herein, its member elements and connections, and its details, are in accordance with the applicable building codes and requirements set forth in the contract documents by the Structural Engineer of Record.

The Structural Engineer of Record (SER) is responsible for the review of these drawings to confirm use of the appropriate building codes, conformance with the design intent of the overall structural system and for coordination with other structural elements. The SER is not responsible for the design of the Performance Specifying Elements contract items.



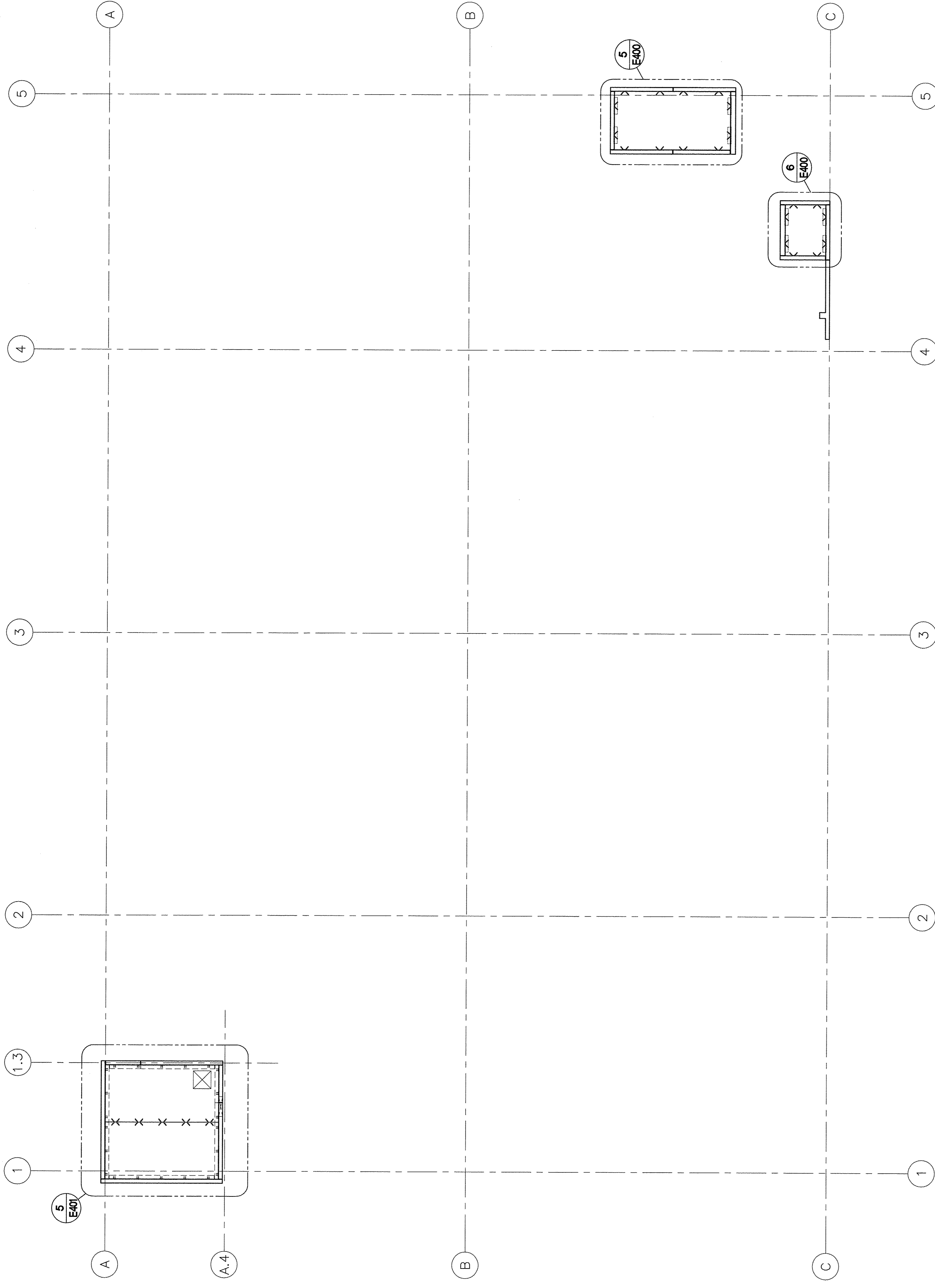
Tindall
TINDALL CORPORATION
VIRGINIA DIVISION
P.O. BOX 711, PETERSBURG, VIRGINIA 23804
PHONE: 800-368-8447 FAX: (804)861-1537

NO.	DATE	BY	DESCRIPTION
A	7/29/14	DAI	FOR CONSTRUCTION
A	5/29/14	DAI	FOR APPROVAL ONLY - STAIRS AND ELEVATOR
A	5/29/14	DAI	FOR APPROVAL ONLY
A	5/29/14	DAI	FOR APPROVAL ONLY

NO.	DATE	CHKD	DATE	SCALE	DESCRIPTION
DAI	4/16/14	DAI	5/22/14	1/8"	REVISIONS

GREENVILLE UPTOWN PARKING GARAGE
LEVEL 4 - FRAMING PLAN - PARTIAL
GREENVILLE, NORTH CAROLINA

ARCHITECTS: RGG ARCHITECTURE, PA
DRAWN: DAI
DATE: 4/16/14
CONTRACTOR: BARNHILL CONTRACTING, CO.
JOB NO.: 74303
SHEET: E123




ROOF PLAN
SCALE: 1/8" = 1'-0"



DEVITA & ASSOCIATES, INC.
P.O. Box 1586 Greenville, S.C. 29601
PHONE: 864-232-8642 FAX: 864-242-4878
WEBSITE: www.devitainc.com

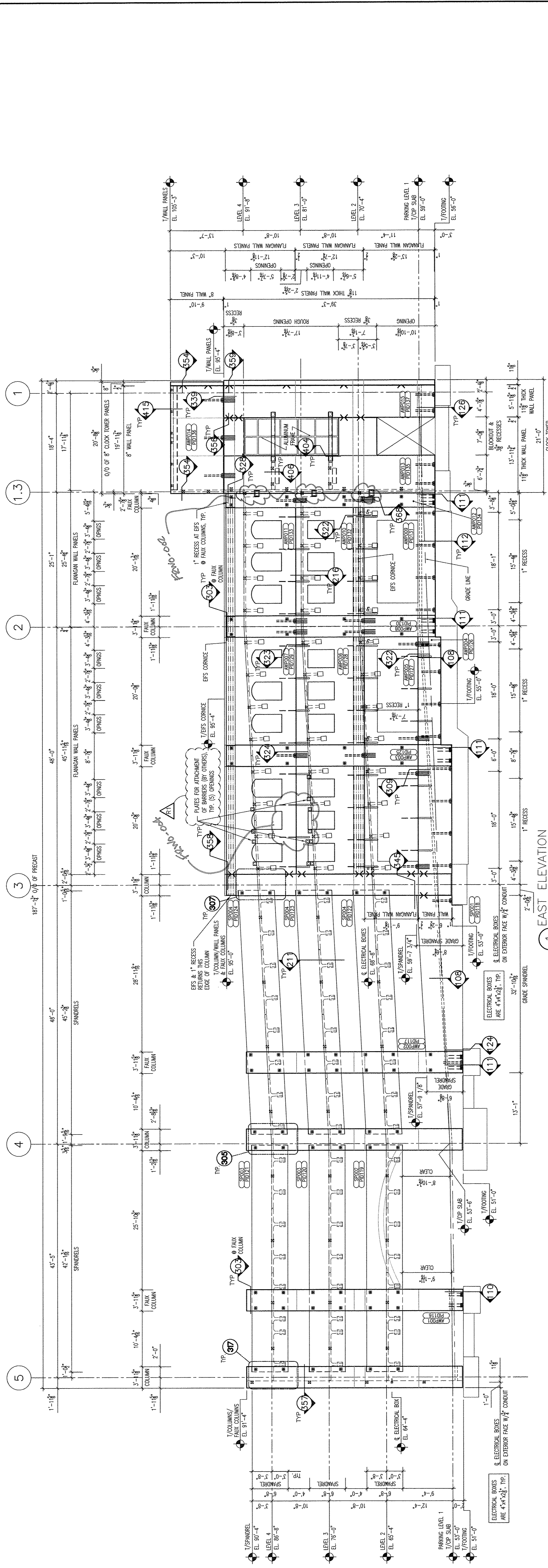
Proprietary Data is included in the information disclosed herein and is the sole property of Devita & Associates, Inc. No part of this document may be reproduced or transmitted in any form or by any means, electronic, mechanical, photocopying, recording, or by any information storage and retrieval system, without the prior written permission of Devita & Associates, Inc. The use of the Professional Engineering Seal on these drawings by the Specialty Structural Engineer is a representation of the Engineer's approval of the design and calculations shown hereon, its member's adherence to the Code of Ethics, and its member's compliance with the requirements set forth in the contract documents by the Structural Engineer of Record. The Structural Engineer of Record (SER) is responsible for the review of these drawings to confirm use of the appropriate building codes, conformance with the design intent of the contract documents, and the design of the Performance Specified Elements contained herein. The SER is not responsible for the design of the Performance Specified Elements contained herein.



Tindall
TINDALL CORPORATION
VIRGINIA DIVISION
440 S. 10th Street, Charlottesville, VA 22904
(804)981-8447 FAX (804)981-1537

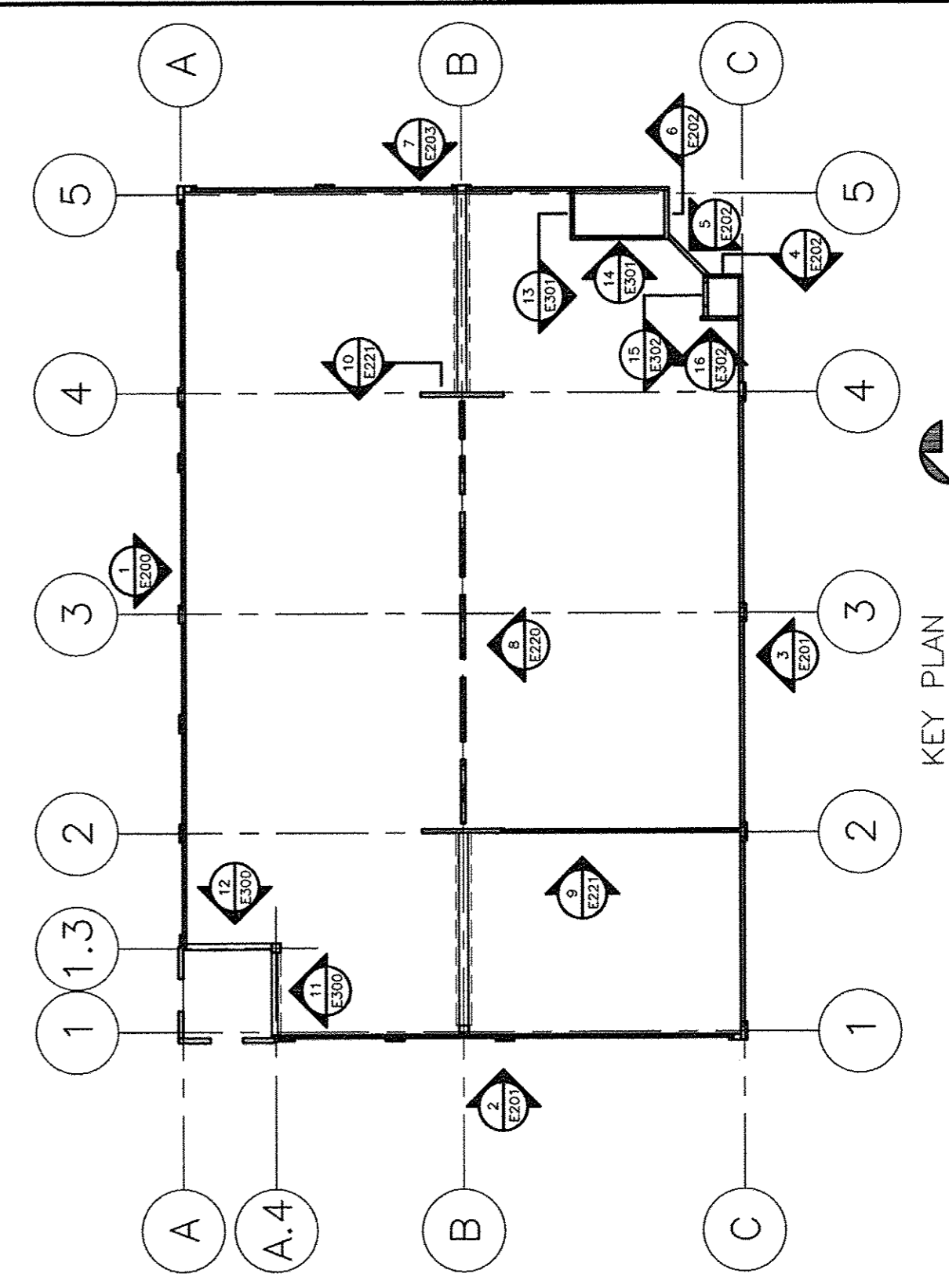
REVISIONS	
NO.	DESCRIPTION
1	FOR CONSTRUCTION
2	FOR APPROVAL ONLY - STAIRS AND ELEVATOR
3	DATE
4	BY
5	DATE
6	DATE

GREENVILLE UPTOWN PARKING GARAGE ROOF SLAB PLAN
GREENVILLE, NORTH CAROLINA
ARCHITECT: FIGG ARCHITECTURE, PA
DRAWN: DATE: 4/16/14
CHECKED: DATE: 5/22/14
DESIGNED: DATE: 5/22/14
CONTRACTOR: BARRWILL CONTRACTING CO.
SCALE: 1/8" = 1'-0"
SHEET NO. 74303 OF 74303



1 EAST ELEVATION
 SCALE 1/8" = 1'-0"

BRICK NOT SHOWN FOR CLARITY OF PANELS & CONNECTIONS. SEE SHEETS 205-216 TO SEE BRICK LAYOUT & DETAILS.




REVISIONS

NO.	DATE	BY	DESCRIPTION
1	4/18/14	DAI	FOR APPROVAL ONLY
2	5/22/14	DAI	FOR APPROVAL ONLY
3	5/22/14	DAI	FOR APPROVAL ONLY
4	5/22/14	DAI	FOR APPROVAL ONLY
5	5/22/14	DAI	FOR APPROVAL ONLY

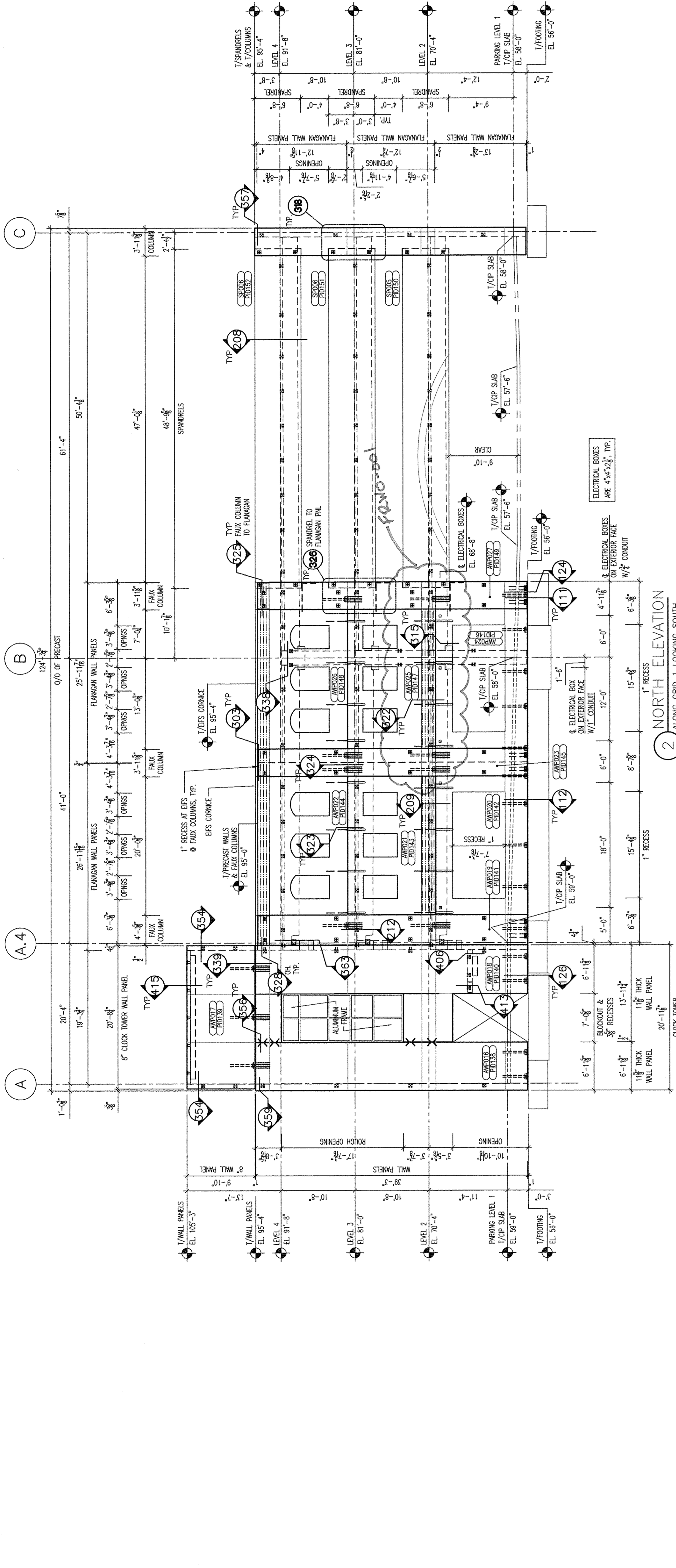
GREENVILLE UPTOWN PARKING GARAGE EXTERIOR ELEVATIONS
 GREENVILLE, NORTH CAROLINA

ARCHITECT: RCG ARCHITECTURE, PA
 CONTRACTOR: BARNHILL CONTRACTING CO.
 DRAWN: DAI DATE: 4/18/14
 CHECKED: DAI DATE: 5/22/14
 SCALE: 1/8" = 1'-0"
 SHEET: E200

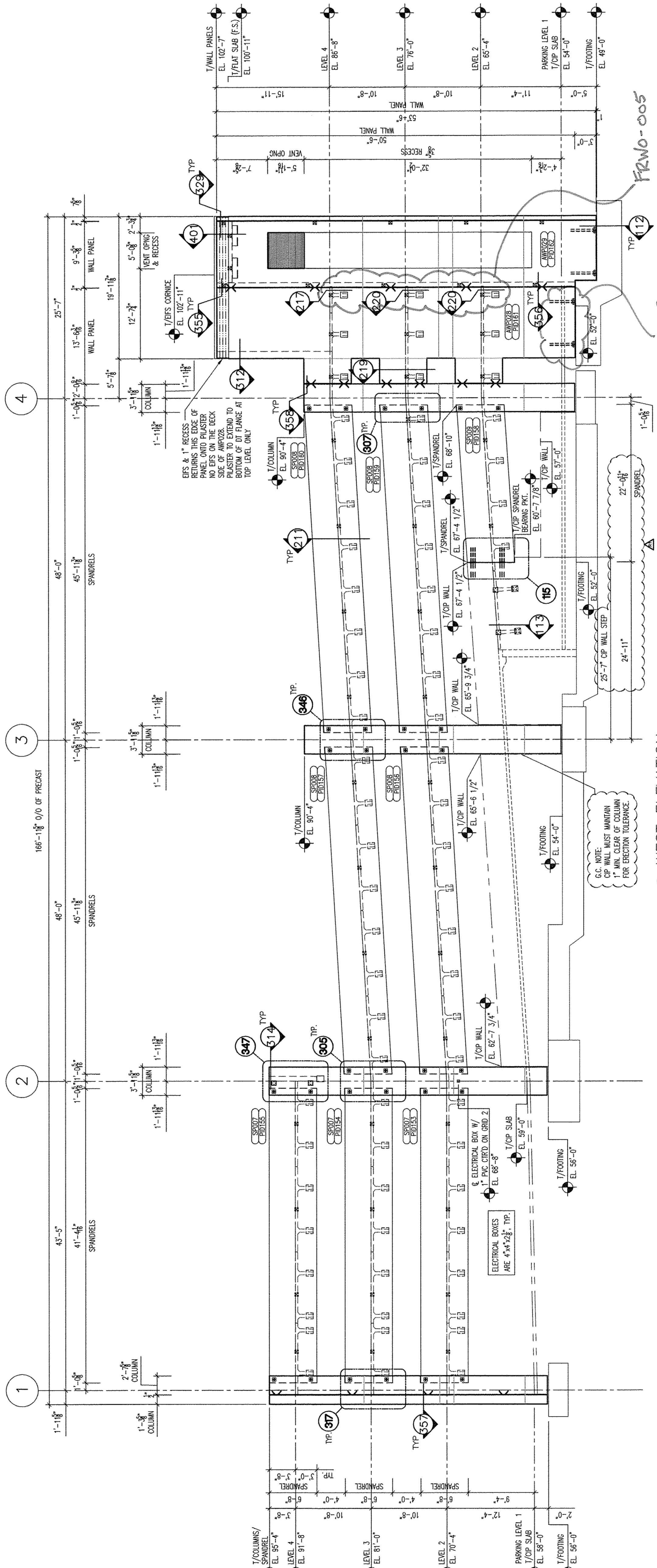


Proprietary data is included in the information disclosed herein and is the sole property of TINDALL CORPORATION, VIRGINIA DIVISION. This information is submitted in confidence and is not to be used, copied, reproduced, or otherwise disseminated without the written consent of TINDALL CORPORATION. The use of this information by any other party without the written consent of TINDALL CORPORATION is prohibited. The use of this information by any other party without the written consent of TINDALL CORPORATION is prohibited. The use of this information by any other party without the written consent of TINDALL CORPORATION is prohibited.

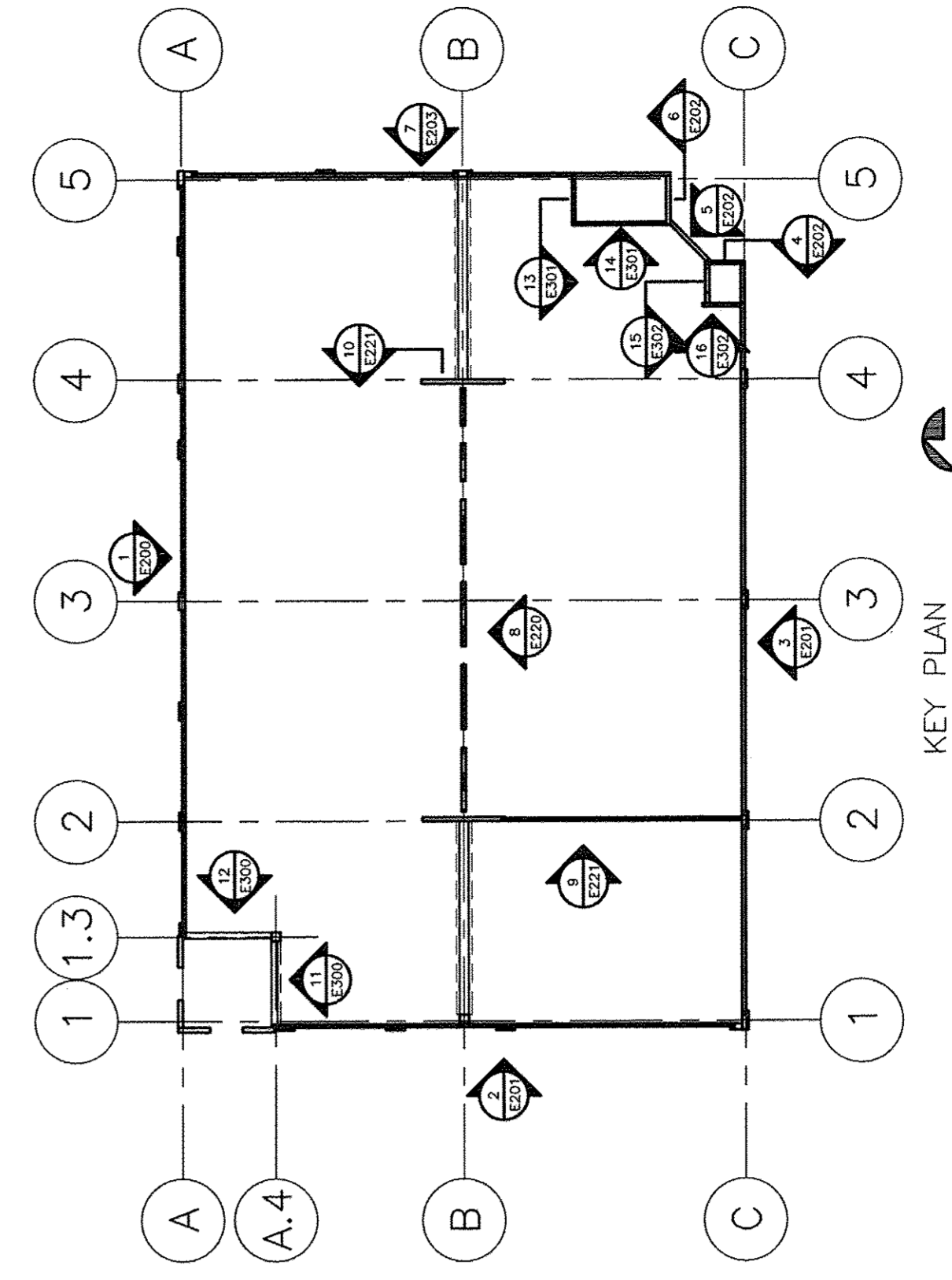
DEVITA & ASSOCIATES, INC.
 P.O. Box 1586 Greenville, S.C. 29601
 PHONE: 864-232-6642 FAX: 864-242-4978
 WEBSITE: www.devita-inc.com



2 NORTH ELEVATION
ALONG GRID 1 LOOKING SOUTH
SCALE: 1/8" = 1'-0"



3 WEST ELEVATION
ALONG GRID C LOOKING EAST
SCALE: 1/8" = 1'-0"




KEY PLAN

BRICK NOT SHOWN FOR CLARITY OF PANELS & CONNECTIONS. SEE SHEETS 205-216 TO SEE BRICK LAYOUT & DETAILS.

DEVITA & ASSOCIATES, INC.
P.O. Box 1596 Greenville, S.C. 29601
PHONE: 864-232-6642 FAX: 864-242-4878
WEBSITE: www.devita-inc.com

Proprietary data is included in the information disclosed herein and is the sole property of TINDALL CORPORATION, VIRGINIA DIVISION. This information is submitted in confidence and is not to be used, copied, reproduced, or otherwise disseminated without the written consent of TINDALL CORPORATION. The use of the Professional Engineer Seal on these drawings by the Specialty Structural Engineer certifies that the structure detailed herein, its member elements and connections, are designed in accordance with applicable codes and proper specific requirements as set forth in the Structural Engineering of Record (SER). The Structural Engineer of Record (SER) is responsible for the review of these drawings to confirm use of the appropriate building codes, conformance with the design intent of the overall structure system and for coordination with other structural elements. The SER is not responsible for the design of the Performance Specified Elements contained herein.



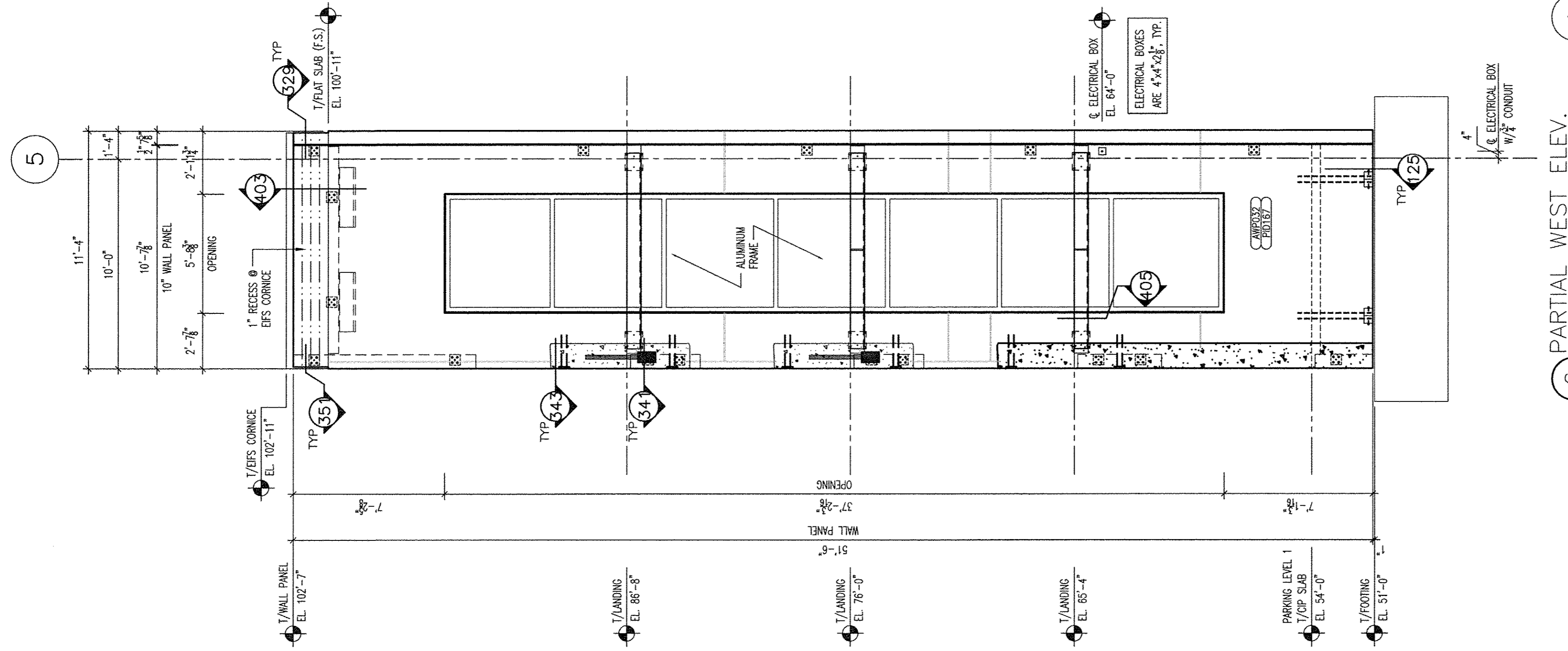
Tindall
TINDALL CORPORATION
VIRGINIA DIVISION
P.O. BOX 711, PETERSBURG, VIRGINIA 23084
PHONE: 800-368-7433 FAX: 800-368-1837

NO.	DATE	BY	DESCRIPTION
A	8/11/14	DM	REVISED - FOR CONSTRUCTION
B	7/21/14	DM	FOR CONSTRUCTION
C	1/29/14	DM	FOR APPROVAL ONLY - STAIRS AND ELEVATORS
D	1/29/14	DM	FOR APPROVAL ONLY

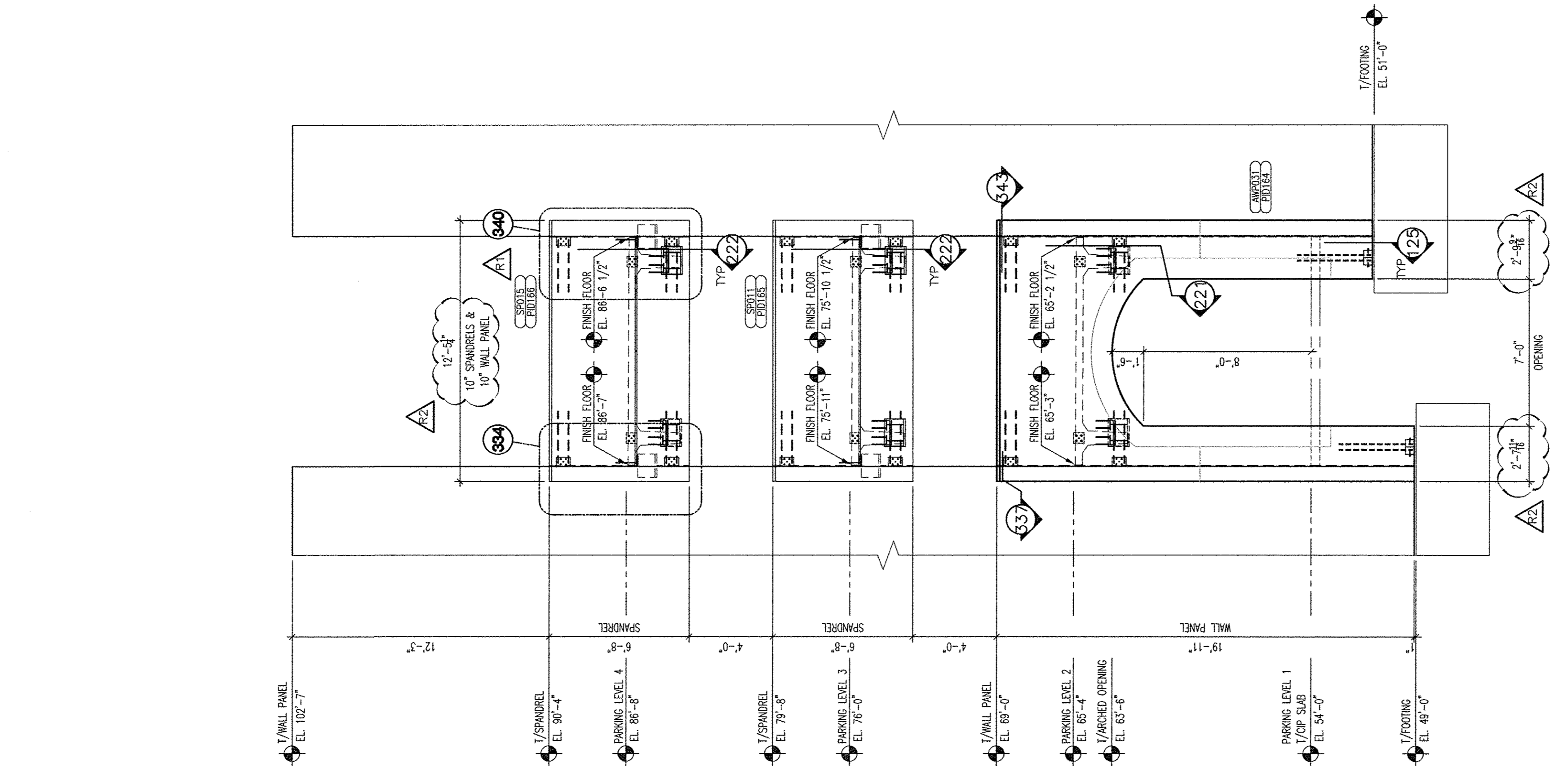
NO.	DATE	BY	DESCRIPTION			
1	4/18/14	DM	5/22/14	1/8"	74303	E201

ARCHITECT: RCG ARCHITECTURE PA
CONTRACTOR: PARMHILL CONTRACTING CO.
DRAWN: DM DATE: 4/18/14
CHECKED: DM DATE: 5/22/14
SCALE: 1/8" = 1'-0"
SHEET NO.: 74303

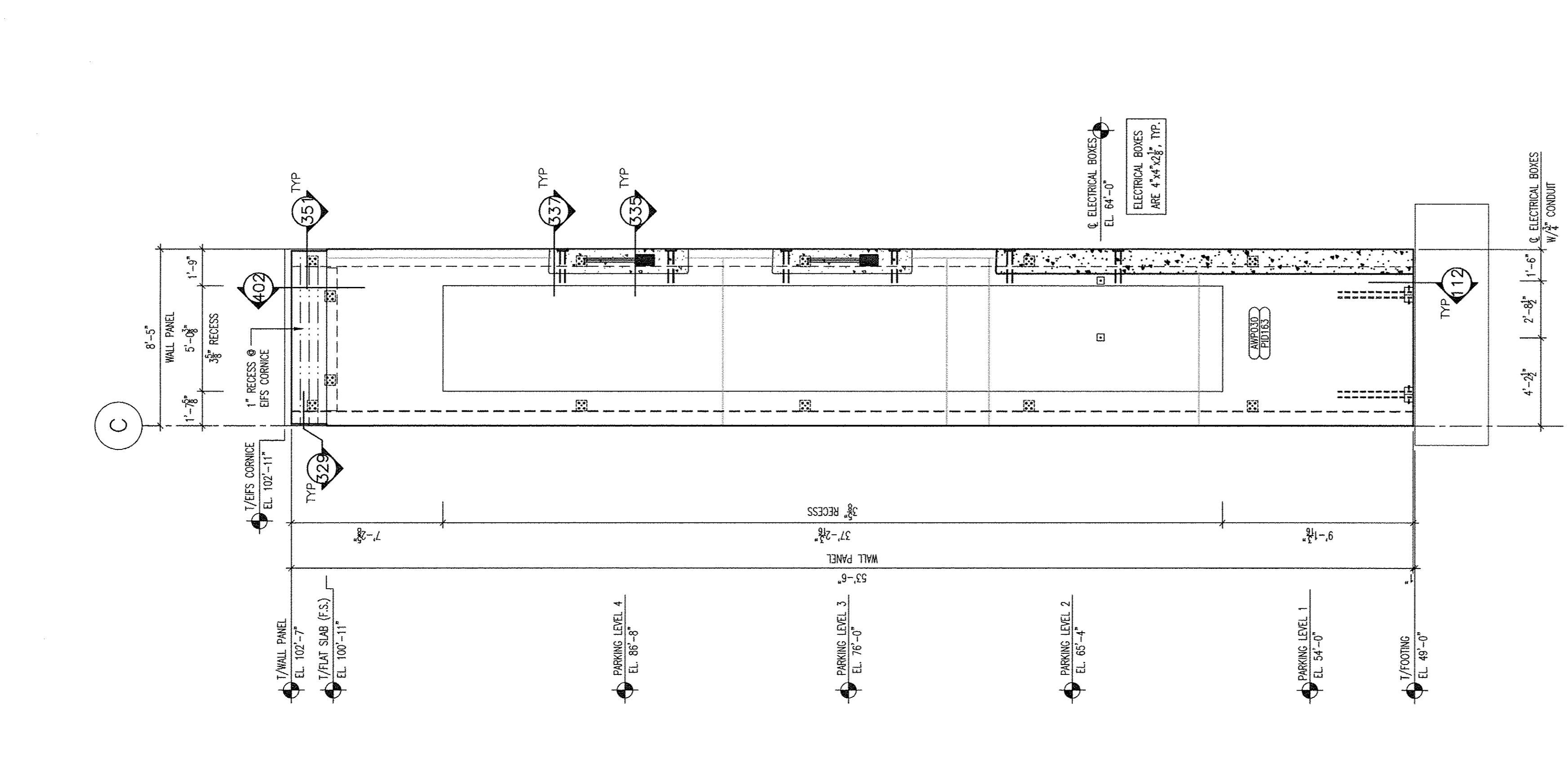
REVISIONS



6 PARTIAL WEST ELEV.
NEAR GRID C LOOKING EAST
SCALE: 1/4" = 1'-0"

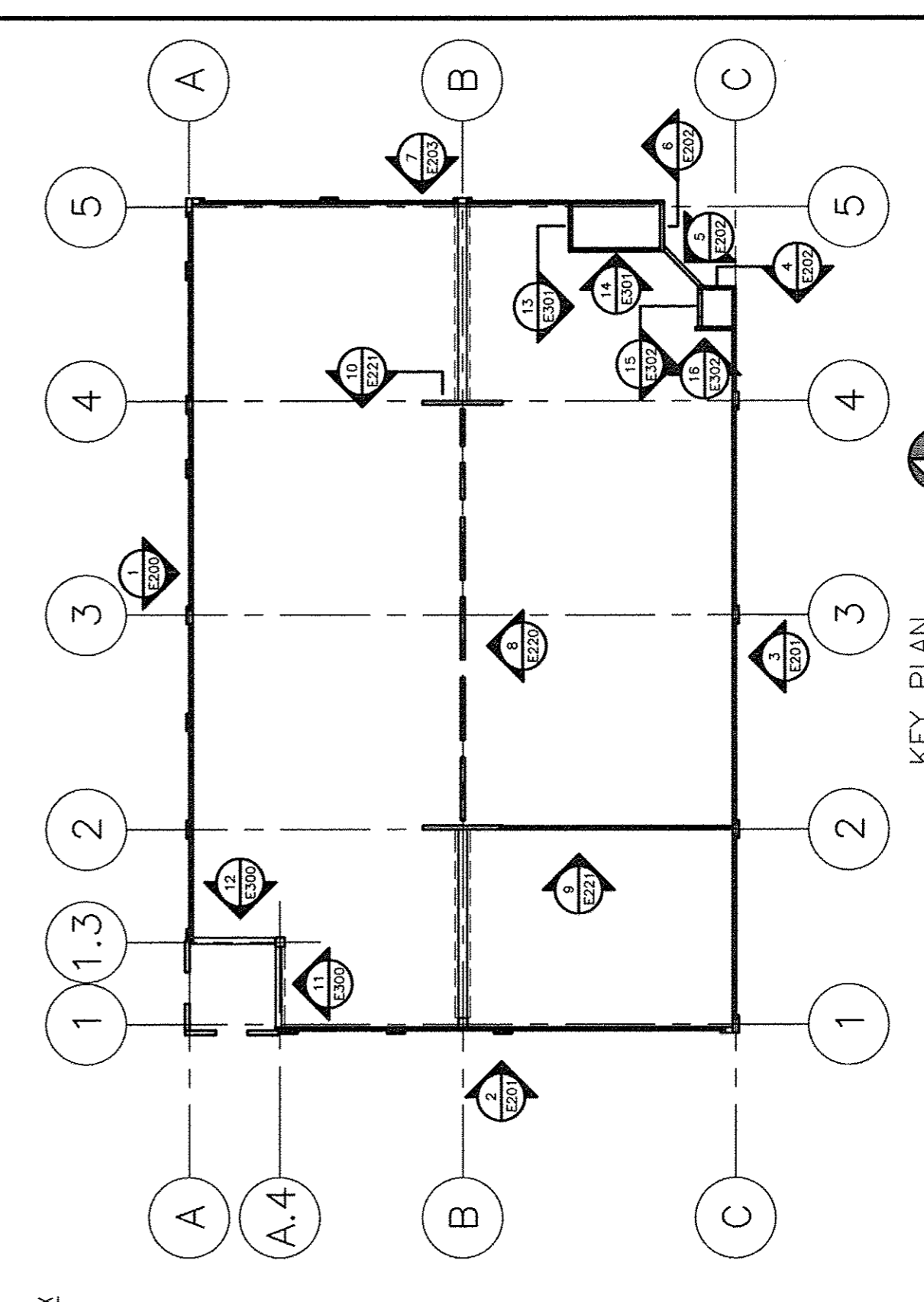


5 PARTIAL WEST ELEVATION
NEAR GRID 5 & 6, C LOOKING NORTHEAST
SCALE: 1/4" = 1'-0"



4 PARTIAL SOUTH ELEV.
NEAR GRID 2 LOOKING NORTH
SCALE: 1/4" = 1'-0"

BRICK NOT SHOWN FOR CLARITY OF PANELS & CONNECTIONS. SEE SHEETS 205-216 TO SEE BRICK LAYOUT & DETAILS.




KEY PLAN

NO.	DATE	BY	DESCRIPTION
1	4/16/14	DAI	FOR APPROVAL ONLY - STAIRS AND ELEVATORS
2	4/16/14	DAI	FOR APPROVAL ONLY - STAIRS AND ELEVATORS
3	4/16/14	DAI	FOR APPROVAL ONLY - STAIRS AND ELEVATORS
4	4/16/14	DAI	FOR APPROVAL ONLY - STAIRS AND ELEVATORS
5	4/16/14	DAI	FOR APPROVAL ONLY - STAIRS AND ELEVATORS

NO.	DATE	BY	DESCRIPTION
1	8/20/14	DAI	REVISED FOR CONSTRUCTION - CHANGED PANEL WIRING
2	8/20/14	DAI	REVISED FOR CONSTRUCTION - CHANGED REBAR MARK
3	8/20/14	DAI	REVISED FOR CONSTRUCTION - CHANGED REBAR MARK
4	8/20/14	DAI	REVISED FOR CONSTRUCTION - CHANGED REBAR MARK
5	8/20/14	DAI	REVISED FOR CONSTRUCTION - CHANGED REBAR MARK

REVISIONS

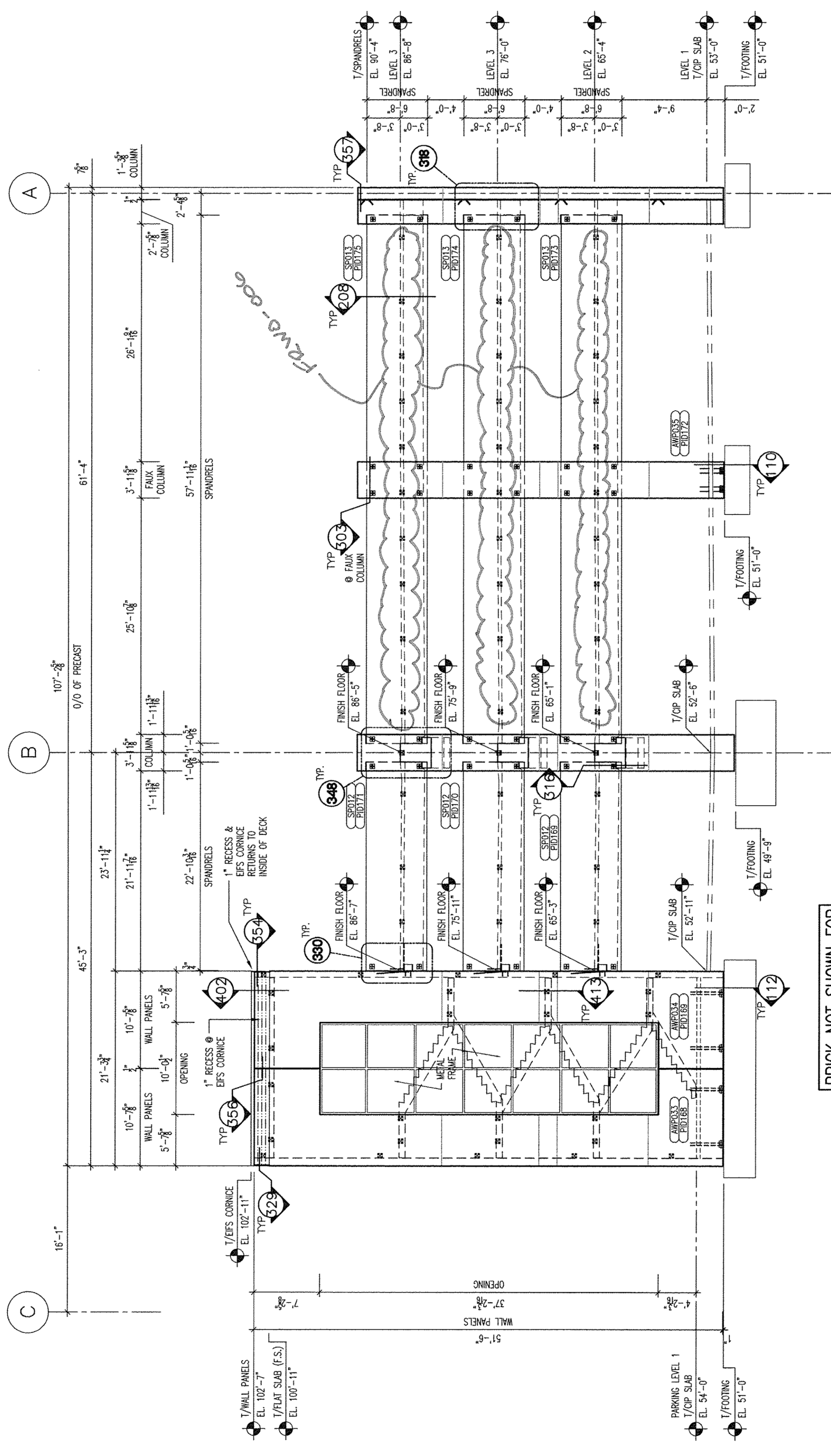


Proprietary data is included in the information disclosed herein and is the sole property of Tindall Corporation. No part of this document may be reproduced, stored in a retrieval system, or transmitted in any form or by any means, electronic, mechanical, photocopying, recording, or by any information storage and retrieval system, without the prior written permission of Tindall Corporation. The use of the Professional Engineering Seal on these drawings by the Specialty Structural Engineer certifies that the structure detailed herein, its member elements and connections, conform to the applicable building codes, conform with the design intent of the contract documents, and that the Engineer is duly licensed and qualified to practice in the State of Virginia. The Structural Engineer of Record (SER) is responsible for the review of these drawings to confirm use of the appropriate building codes, conformance with the design intent of the contract documents, and that the Engineer is duly licensed and qualified to practice in the State of Virginia. Tindall Corporation is not responsible for the safety of the performance. Specific Estimates contained herein.

DEVITAINC
DEVITA & ASSOCIATES, INC.
P.O. Box 1586 Greenville, S.C. 29601
PHONE: 864-232-6642 FAX: 864-242-4978
WEBSITE: www.devitainc.com

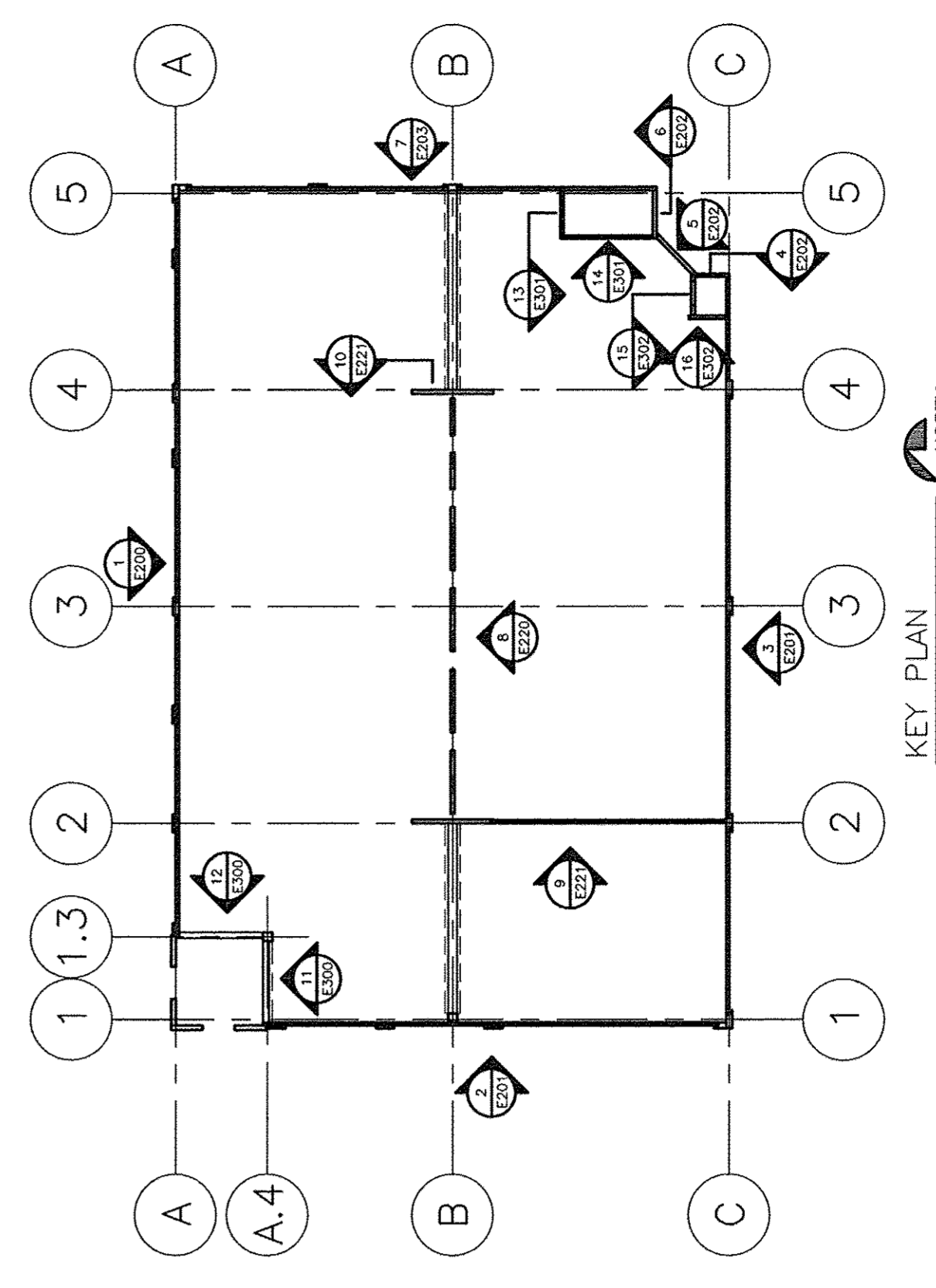
Tindall
TINDALL CORPORATION
VIRGINIA DIVISION
P.O. BOX 714, PETERSBURG, VIRGINIA 23084
PHONE: 804-361-8447 FAX: 804-361-1337

GREENVILLE UPTOWN PARKING GARAGE EXTERIOR ELEVATIONS GREENVILLE, NORTH CAROLINA
ARCHITECT: RGG ARCHITECTURE, PA
CONTRACTOR: BARNHILL CONTRACTING CO.
DRAWN: DAI DATE: 4/16/14 CHECKED: DAI DATE: 5/22/14 SCALE: 1/4" = 1'-0" SHEET NO.: 74303 E202



BRICK NOT SHOWN FOR CLARITY OF PANELS & CONNECTIONS. SEE SHEETS 205-216 TO SEE BRICK LAYOUT & DETAILS.

7 SOUTH ELEVATION
 FINISH SURF IS LOOKING NORTH
 SCALE: 1/8" = 1'-0"




KEY PLAN

GREENVILLE UPTOWN PARKING GARAGE EXTERIOR ELEVATIONS
 GREENVILLE, NORTH CAROLINA

ARCHITECT: ROG ARCHITECTURE, PA
 CONTRACTOR: BARNHILL CONTRACTING CO.
 DRAWN BY: J. W. W. DATE: 3/22/14
 CHECKED BY: J. W. W. DATE: 4/8/14
 DESIGNED BY: J. W. W. DATE: 3/22/14
 SCALE: 1/4" = 1'-0" E203

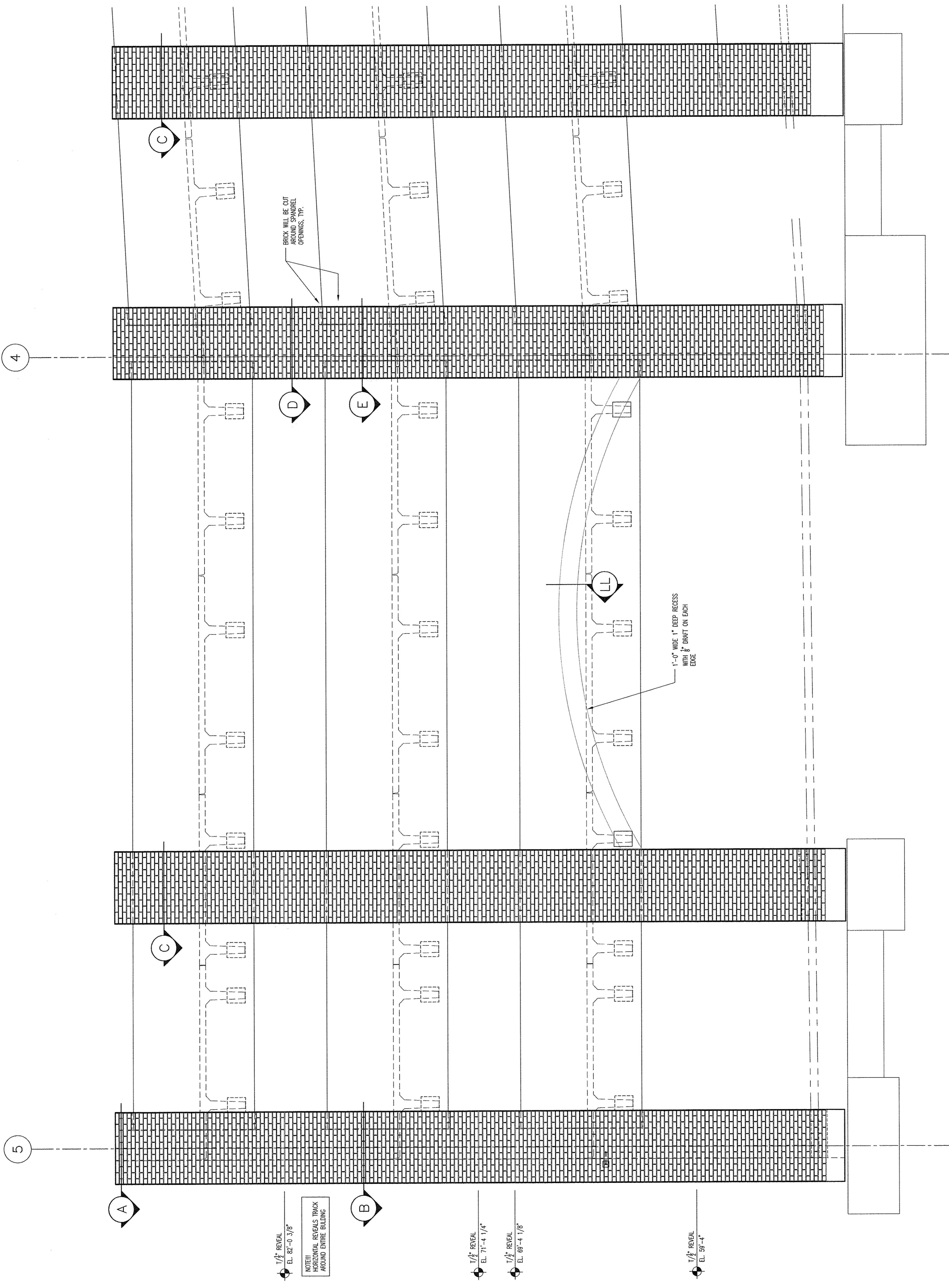
NO.	DATE	BY	DESCRIPTION
1	3/22/14	JWW	FOR APPROVAL ONLY - STAIRS AND ELEVATIONS
2	3/22/14	JWW	FOR APPROVAL ONLY
3	3/22/14	JWW	FOR APPROVAL ONLY
4	3/22/14	JWW	FOR APPROVAL ONLY
5	3/22/14	JWW	FOR APPROVAL ONLY
6	3/22/14	JWW	FOR APPROVAL ONLY
7	3/22/14	JWW	FOR APPROVAL ONLY
8	3/22/14	JWW	FOR APPROVAL ONLY
9	3/22/14	JWW	FOR APPROVAL ONLY
10	3/22/14	JWW	FOR APPROVAL ONLY
11	3/22/14	JWW	FOR APPROVAL ONLY
12	3/22/14	JWW	FOR APPROVAL ONLY
13	3/22/14	JWW	FOR APPROVAL ONLY
14	3/22/14	JWW	FOR APPROVAL ONLY
15	3/22/14	JWW	FOR APPROVAL ONLY
16	3/22/14	JWW	FOR APPROVAL ONLY
17	3/22/14	JWW	FOR APPROVAL ONLY
18	3/22/14	JWW	FOR APPROVAL ONLY
19	3/22/14	JWW	FOR APPROVAL ONLY
20	3/22/14	JWW	FOR APPROVAL ONLY
21	3/22/14	JWW	FOR APPROVAL ONLY
22	3/22/14	JWW	FOR APPROVAL ONLY
23	3/22/14	JWW	FOR APPROVAL ONLY
24	3/22/14	JWW	FOR APPROVAL ONLY
25	3/22/14	JWW	FOR APPROVAL ONLY
26	3/22/14	JWW	FOR APPROVAL ONLY
27	3/22/14	JWW	FOR APPROVAL ONLY
28	3/22/14	JWW	FOR APPROVAL ONLY
29	3/22/14	JWW	FOR APPROVAL ONLY
30	3/22/14	JWW	FOR APPROVAL ONLY
31	3/22/14	JWW	FOR APPROVAL ONLY
32	3/22/14	JWW	FOR APPROVAL ONLY
33	3/22/14	JWW	FOR APPROVAL ONLY
34	3/22/14	JWW	FOR APPROVAL ONLY
35	3/22/14	JWW	FOR APPROVAL ONLY
36	3/22/14	JWW	FOR APPROVAL ONLY
37	3/22/14	JWW	FOR APPROVAL ONLY
38	3/22/14	JWW	FOR APPROVAL ONLY
39	3/22/14	JWW	FOR APPROVAL ONLY
40	3/22/14	JWW	FOR APPROVAL ONLY
41	3/22/14	JWW	FOR APPROVAL ONLY
42	3/22/14	JWW	FOR APPROVAL ONLY
43	3/22/14	JWW	FOR APPROVAL ONLY
44	3/22/14	JWW	FOR APPROVAL ONLY
45	3/22/14	JWW	FOR APPROVAL ONLY
46	3/22/14	JWW	FOR APPROVAL ONLY
47	3/22/14	JWW	FOR APPROVAL ONLY
48	3/22/14	JWW	FOR APPROVAL ONLY
49	3/22/14	JWW	FOR APPROVAL ONLY
50	3/22/14	JWW	FOR APPROVAL ONLY
51	3/22/14	JWW	FOR APPROVAL ONLY
52	3/22/14	JWW	FOR APPROVAL ONLY
53	3/22/14	JWW	FOR APPROVAL ONLY
54	3/22/14	JWW	FOR APPROVAL ONLY
55	3/22/14	JWW	FOR APPROVAL ONLY
56	3/22/14	JWW	FOR APPROVAL ONLY
57	3/22/14	JWW	FOR APPROVAL ONLY
58	3/22/14	JWW	FOR APPROVAL ONLY
59	3/22/14	JWW	FOR APPROVAL ONLY
60	3/22/14	JWW	FOR APPROVAL ONLY
61	3/22/14	JWW	FOR APPROVAL ONLY
62	3/22/14	JWW	FOR APPROVAL ONLY
63	3/22/14	JWW	FOR APPROVAL ONLY
64	3/22/14	JWW	FOR APPROVAL ONLY
65	3/22/14	JWW	FOR APPROVAL ONLY
66	3/22/14	JWW	FOR APPROVAL ONLY
67	3/22/14	JWW	FOR APPROVAL ONLY
68	3/22/14	JWW	FOR APPROVAL ONLY
69	3/22/14	JWW	FOR APPROVAL ONLY
70	3/22/14	JWW	FOR APPROVAL ONLY
71	3/22/14	JWW	FOR APPROVAL ONLY
72	3/22/14	JWW	FOR APPROVAL ONLY
73	3/22/14	JWW	FOR APPROVAL ONLY
74	3/22/14	JWW	FOR APPROVAL ONLY
75	3/22/14	JWW	FOR APPROVAL ONLY
76	3/22/14	JWW	FOR APPROVAL ONLY
77	3/22/14	JWW	FOR APPROVAL ONLY
78	3/22/14	JWW	FOR APPROVAL ONLY
79	3/22/14	JWW	FOR APPROVAL ONLY
80	3/22/14	JWW	FOR APPROVAL ONLY
81	3/22/14	JWW	FOR APPROVAL ONLY
82	3/22/14	JWW	FOR APPROVAL ONLY
83	3/22/14	JWW	FOR APPROVAL ONLY
84	3/22/14	JWW	FOR APPROVAL ONLY
85	3/22/14	JWW	FOR APPROVAL ONLY
86	3/22/14	JWW	FOR APPROVAL ONLY
87	3/22/14	JWW	FOR APPROVAL ONLY
88	3/22/14	JWW	FOR APPROVAL ONLY
89	3/22/14	JWW	FOR APPROVAL ONLY
90	3/22/14	JWW	FOR APPROVAL ONLY
91	3/22/14	JWW	FOR APPROVAL ONLY
92	3/22/14	JWW	FOR APPROVAL ONLY
93	3/22/14	JWW	FOR APPROVAL ONLY
94	3/22/14	JWW	FOR APPROVAL ONLY
95	3/22/14	JWW	FOR APPROVAL ONLY
96	3/22/14	JWW	FOR APPROVAL ONLY
97	3/22/14	JWW	FOR APPROVAL ONLY
98	3/22/14	JWW	FOR APPROVAL ONLY
99	3/22/14	JWW	FOR APPROVAL ONLY
100	3/22/14	JWW	FOR APPROVAL ONLY

Tindall
 TINDALL CORPORATION
 VIRGINIA DIVISION
 P.O. BOX 711, PETERSBURG, VIRGINIA 23804
 800-881-8447 FAX 800-881-8337



Proprietary Data is included in the information disclosed herein and is the sole property of TINDALL CORPORATION, VIRGINIA DIVISION. This information is submitted in confidence and is not to be used, copied, or disseminated to other documents or used for manufacturing or for any other purpose without the written consent of TINDALL CORPORATION. The use of the Professional Engineering Seal on these drawings by the Specialty Structural Engineer certifies that the structure detailed herein, its member elements and connections, and its design, construction, and erection, shall conform to the applicable building codes and specifications, and shall be in accordance with applicable codes and proper engineering practice as set forth in the contract documents. The Structural Engineer of Record (SER) is responsible for the review of these drawings to confirm use of the appropriate building codes, conformance with the design intent of the overall structural system and for coordination with other structural elements. The SER is not responsible for the design of the Performance Specified Elements contained herein.


DEVITA & ASSOCIATES, INC.
 P.O. Box 1596 Greenville, S.C. 29601
 PHONE: 864-232-6642 FAX: 864-242-4878
 WEBSITE: www.devita-inc.com



PARTIAL EAST ELEVATION

DEVITA & ASSOCIATES, INC.
 P.O. Box 1596 Greenville, S.C. 29601
 PHONE: 864-232-6642 FAX: 864-242-4878
 WEBSITE: www.devita-inc.com

Proprietary Data as included in the information disclosed herein and is the sole property of TINDALL CORPORATION, VIRGINIA DIVISION. This information is submitted in confidence and is not to be used, copied, reproduced, or otherwise disseminated without the written consent of TINDALL CORPORATION. The use of the Professional Engineer's Seal on these drawings by the Specialty Structural Engineer certifies that the structure detailed herein, its member elements and connections, are designed in accordance with applicable codes and project specific requirements as set forth in the contract documents. The Structural Engineer of Record (SER) is responsible for the safety of these drawings to confirm use of the appropriate building codes, conformance with the design intent of the overall structural system and for coordination with other structural elements. The SER is not responsible for the design of the Performance Specified Elements contained herein.

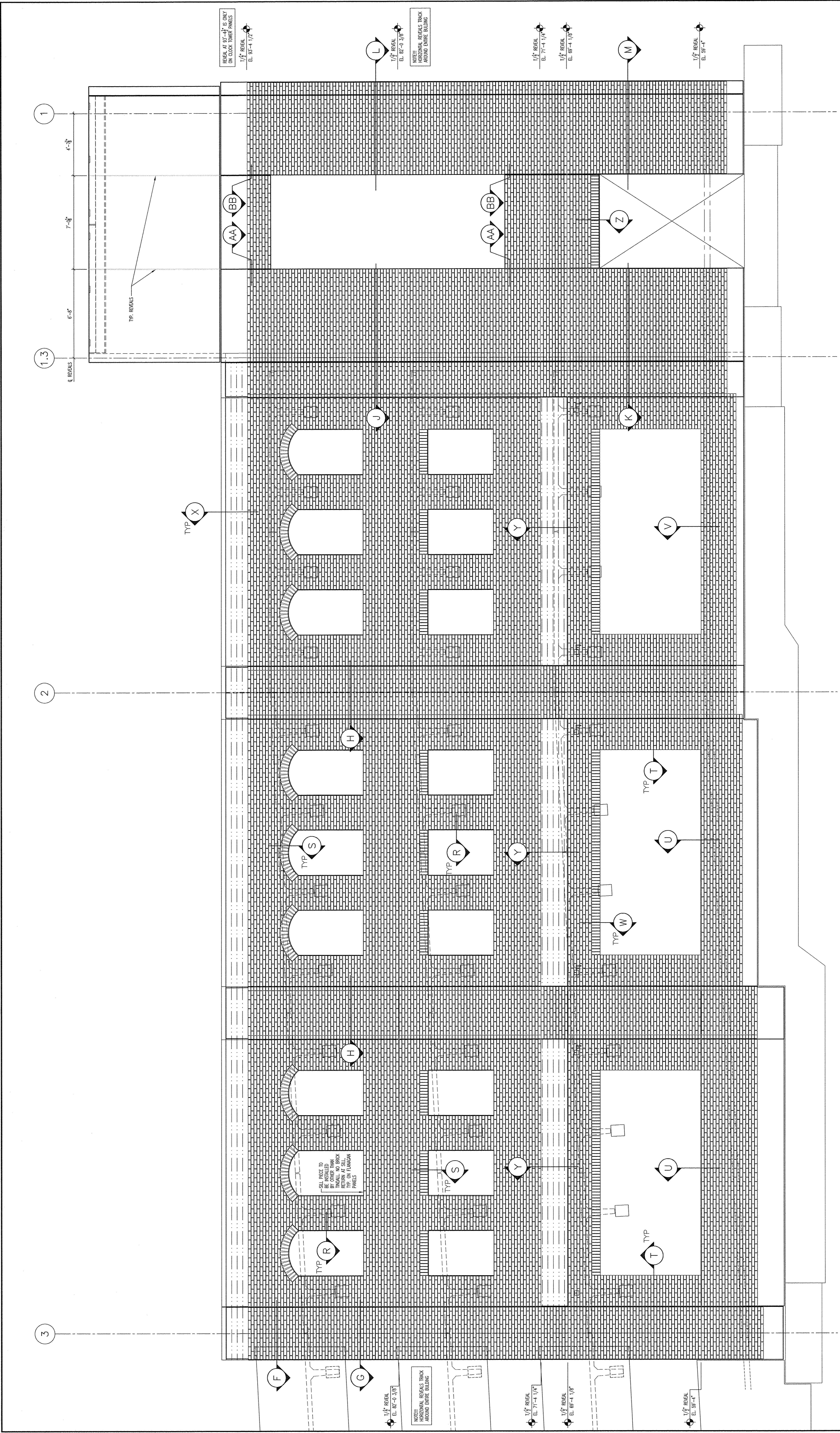


Tindall
 TINDALL CORPORATION
 VIRGINIA DIVISION
 P.O. Box 711, Petersburg, Virginia 23804
 (804) 981-8447 FAX (804) 981-1537

NO.	DATE	BY	DESCRIPTION
1	12/26/14	DAI	FOR CONSTRUCTION
2	12/29/14	DAI	FOR APPROVAL ONLY

ARCHITECT	DATE	CH/CT	DATE	CONTRACTOR
BROWN	DAI	4/16/14	DAI	5/22/14
RGG ARCHITECTURE, PA				BARNHILL CONTRACTING CO.
				GREENVILLE UPTOWN PARKING GARAGE BRICK ELEVATIONS GREENVILLE, NORTH CAROLINA
				SCALE 3/8" = 1'-0"
				JOB NO. 74303
				SHEET E205

REVISIONS




PARTIAL EAST ELEVATION

**GREENVILLE UPTOWN
PARKING GARAGE
BRICK ELEVATIONS**
GREENVILLE, NORTH CAROLINA

ARCHITECT: **REG ARCHITECTURE, PA**
DESIGN: 4/19/14
DATE: 5/22/14
JOB NO.: 377
SHEET: 3
CONTRACTOR: **BARNHILL CONTRACTING CO.**
JOB NO.: 74303
SHEET: E206

Tindall
TINDALL CORPORATION
VIRGINIA DIVISION
P.O. BOX 711, PETERSBURG, VIRGINIA 23804
540 GLENN ROAD, PETERSBURG, VIRGINIA 23803
(804)399-1231
VA-ESP-001-1231

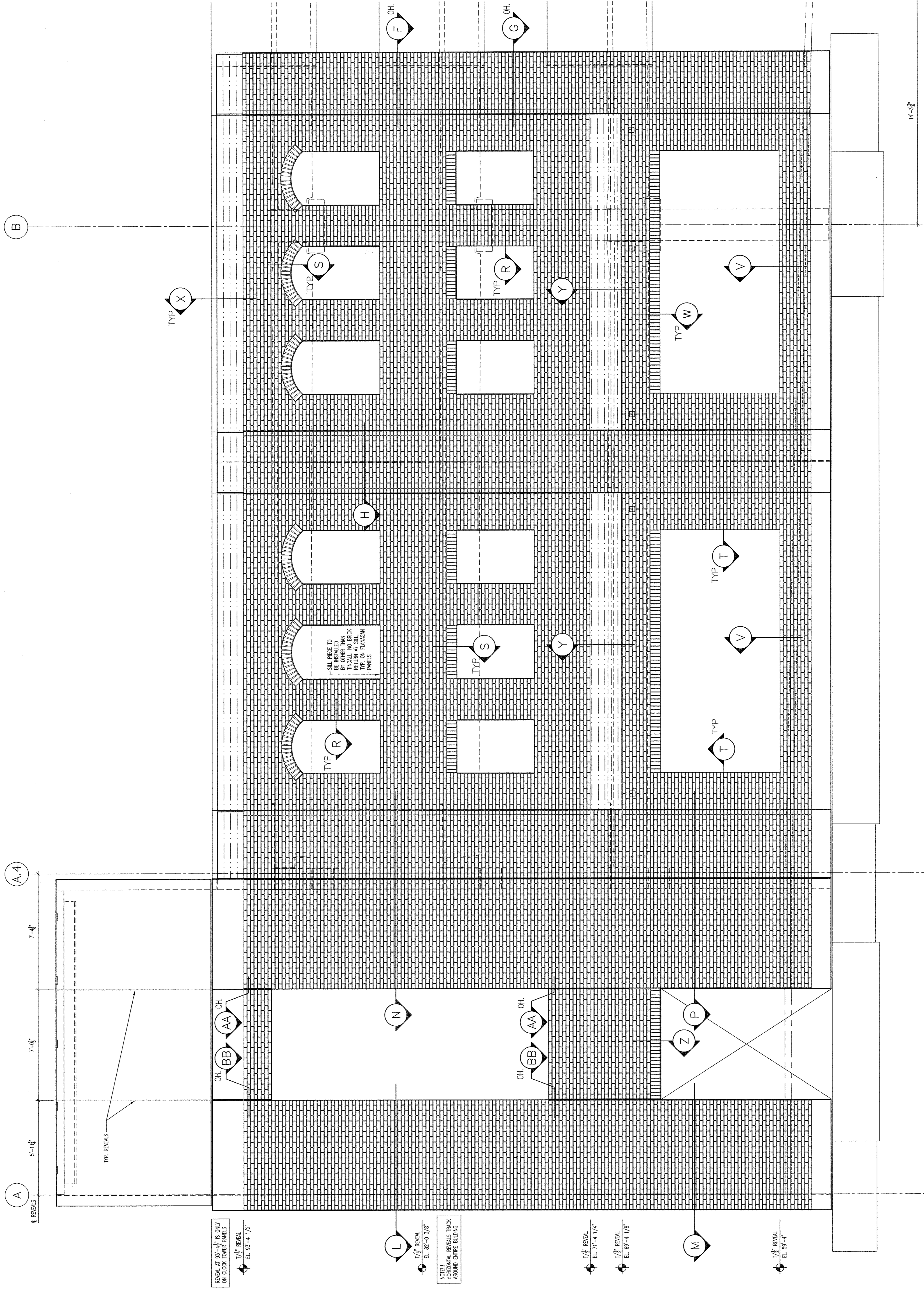


Proprietary data is included in the information disclosed herein and is the sole property of TINDALL CORPORATION, VIRGINIA DIVISION. This information is submitted in confidence and is not to be used, copied, reproduced, or disseminated in any form or by any means, electronic or mechanical, including photocopying, recording, or by any information storage and retrieval system, without the prior written consent of TINDALL CORPORATION, VIRGINIA DIVISION. The seal of the Professional Engineer certifies that the structure depicted herein, its member elements and connections, are designed in accordance with applicable codes and project specific requirements as set forth in the contract documents by the Structural Engineer of Record. The seal of the Professional Engineer certifies that the structure depicted herein, its member elements and connections, conform with the applicable building codes, conformances with the design of the overall structural system and for coordination with other structural elements. The SR is not responsible for the design of the Performance Specified Elements contained herein.

DEVITA & ASSOCIATES, INC.
P.O. Box 1596, Greenville, S.C. 29601
PHONE: 864-232-6642 FAX: 864-242-4979
WEBSITE: www.devita-inc.com

REVISIONS


NO.	DATE	BY	DESCRIPTION
1	7/29/14	DAI	FOR CONSTRUCTION
2	5/22/14	DAI	FOR APPROVAL ONLY



PARTIAL NORTH ELEVATION

DEVITA & ASSOCIATES, INC.
 P.O. Box 1596 Greenville, S.C. 29601
 PHONE: 864-232-6642 FAX: 864-242-4878
 WEBSITE: www.devita-inc.com

Proprietary Data is included in the information disclosed herein and is the sole property of TINDALL CORPORATION, VIRGINIA DIVISION. This information is admitted in confidence and is not to be used, copied, reproduced, or otherwise disseminated without the written consent of TINDALL CORPORATION. The use of the Professional Engineering Seal on these drawings by the Specialty Structural Engineer certifies that the structure detailed herein, its member elements and connections, are designed in accordance with applicable codes and proper engineering requirements as set forth in the Virginia State Board of Professional Engineering. The Structural Engineer of Record (SER) is responsible for the review of these drawings to confirm that the design complies with the appropriate building codes, and the design intent of the overall structural system and for coordination with other structural elements. The SER is not responsible for the design of the Performance Specified Elements contained herein.



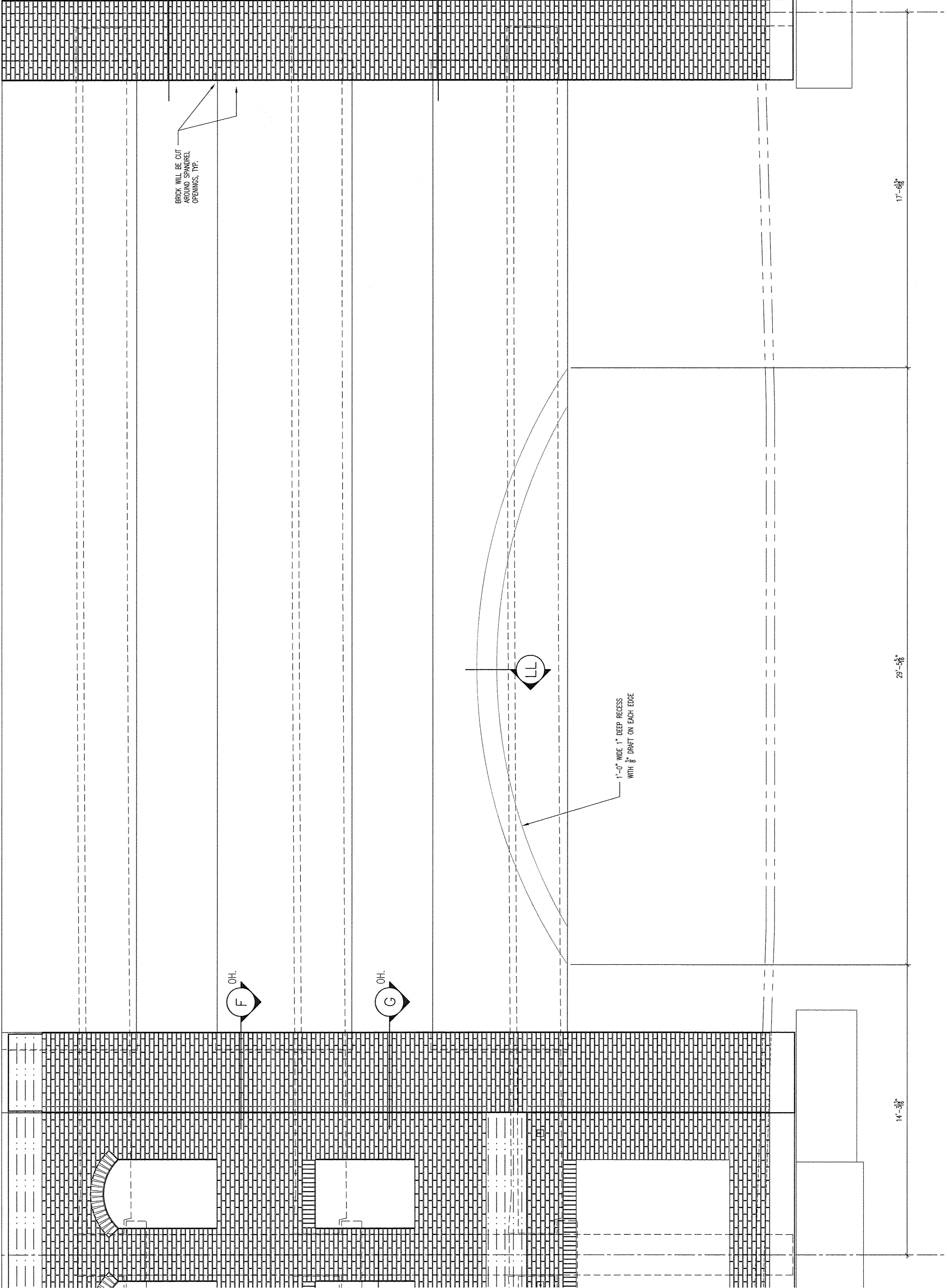
Tindall
 TINDALL CORPORATION
 VIRGINIA DIVISION
 P.O. BOX 711, PETERSBURG, VIRGINIA 23094
 (800)951-8447 FAX (800)951-1337

NO.	DATE	BY	DESCRIPTION
1	4/16/14	DAI	FOR CONSTRUCTION
2	5/22/14	DAI	FOR APPROVAL ONLY

GREENVILLE UPTOWN PARKING GARAGE BRICK ELEVATIONS
 GREENVILLE, NORTH CAROLINA
 ARCHITECT: RCG ARCHITECTURE, PA
 CONTRACTORS: BARNHILL CONTRACTING CO.
 DRAWN: DAI DATE: 4/16/14
 CHECKED: DAI DATE: 5/22/14
 SCALE: 3/8" = 1'-0"
 SHEET: E207

C

B



A

B

F
OH

G
OH

LL

1 1/2" REVEAL
EL. 82'-0 3/8"

NOTED: REVEALS BRICK
AROUND ENTIRE BUILDING

1 1/2" REVEAL
EL. 77'-4 1/4"

1 1/2" REVEAL
EL. 89'-4 1/8"

1 1/2" REVEAL
EL. 59'-4"

BRICK WILL BE SET
AROUND WINDOW
OPENINGS, ETC.

1'-4" MIN. 1" DEEP RECESS
MIN. 8" DOWN ON EACH EDGE


14'-0"

17'-0"

PARTIAL NORTH ELEVATION

DEVITA & ASSOCIATES, INC.
P.O. Box 15386 Greenville, S.C. 29601
PHONE: 864-232-6642 FAX: 864-242-4878
WEBSITE: www.devita-inc.com

Proprietary Data is included in the information disclosed herein and is the sole property of TINDALL CORPORATION, VIRGINIA DIVISION. This information is submitted in confidence and is not to be used, copied, reproduced, or otherwise disseminated to other parties without the written consent of TINDALL CORPORATION. The use of the Professional Engineering Seal on these drawings by the Specialty Structural Engineer certifies that the structure detailed herein, its member elements and connections, are designed in accordance with applicable codes and project specific requirements as set forth in the contract documents. The Structural Engineer of Record (SER) is responsible for the review of these drawings to confirm use of the appropriate building codes, conformance with the design intent of the overall structural system and for coordination with other structural elements. The SER is not responsible for the design of the Performance Specified Elements contained herein.

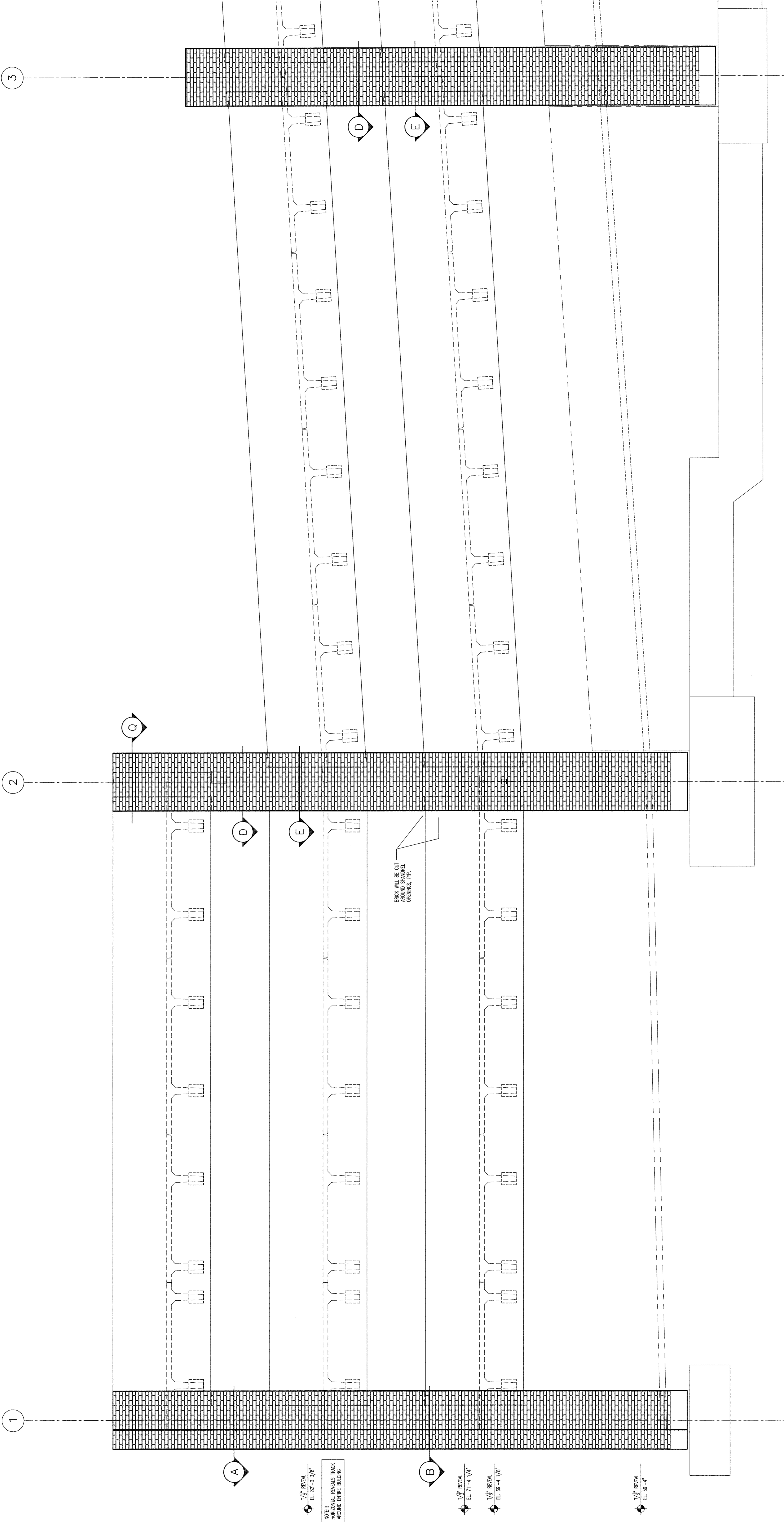


Tindall
TINDALL CORPORATION
VIRGINIA DIVISION
P.O. BOX 714, PETERSBURG, VIRGINIA 23804
PHONE: 800-881-8447 FAX: 800-881-837

NO.	DATE	BY	DESCRIPTION
A	7/29/14	DN	FOR CONSTRUCTION
B	5/22/14	DN	FOR APPROVAL ONLY

**GREENVILLE UPTOWN
PARKING GARAGE
BRICK ELEVATIONS**
GREENVILLE, NORTH CAROLINA

ARCHITECT: RGS ARCHITECTURE, PA
DESIGN DATE: 4/16/14
DATE: 5/22/14
CONTRACTOR: BARNHILL CONTRACTING CO.
DATE: 3/7/14
DRAWING NO.: 74303
E208



1/2" REVEAL
EL. 82'-0 3/8"
NOTE:
HORIZONTAL REVEALS TRACK
AROUND THREE BUILDING

1/2" REVEAL
EL. 71'-4 1/4"
1/2" REVEAL
EL. 69'-4 1/8"

1/2" REVEAL
EL. 59'-4"

PARTIAL WEST ELEVATION

DEVITA & ASSOCIATES, INC.
P.O. Box 1596 Greenville, S.C. 29601
PHONE: 864-232-6642 FAX: 864-242-4279
WEBSITE: www.devita-inc.com

Proprietary data is included in the information disclosed herein and is the sole property of the Professional Engineering Firm. The information disclosed herein shall be reproduced or transferred to other documents or used or disclosed to others for manufacturing or for construction purposes without the written consent of the Professional Engineering Firm. The use of the Professional Engineering Firm on these drawings by the Specialty Structural Engineer certifies that the structure detailed herein, its member elements and connections, shall conform to the applicable building codes, and the Professional Engineering Firm is not responsible for the design of the structure detailed herein. The Structural Engineer of Record (SER) is responsible for the review of these drawings to confirm use of the appropriate building codes, conformance with the design intent of the overall structural system, and for the performance of the structure detailed herein.



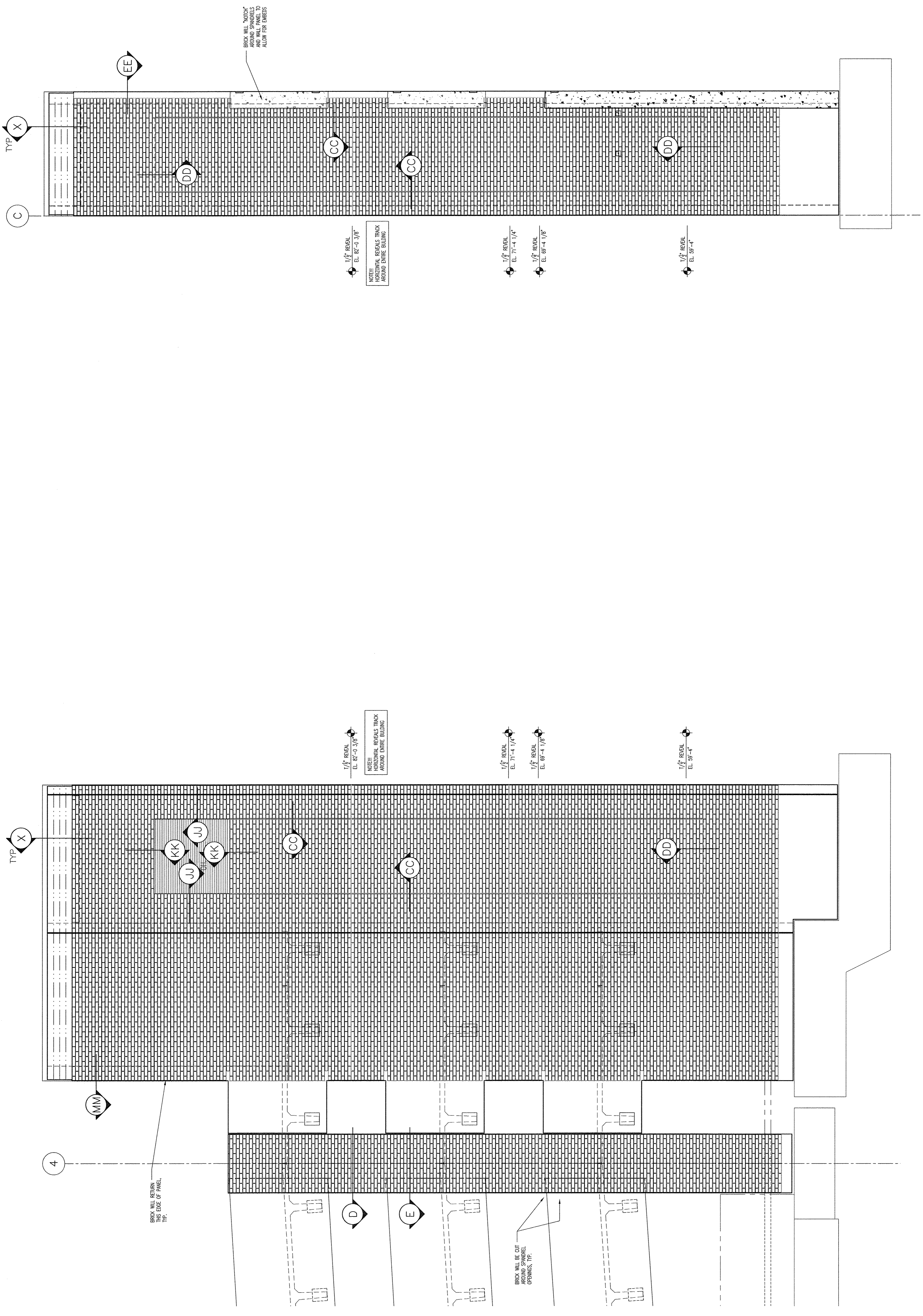
Tindall
TINDALL CORPORATION
VIRGINIA DIVISION
P.O. BOX 711, PETERSBURG, VIRGINIA 23204
PHONE: 800-368-8847 FAX: 800-368-1537

NO.	DATE	BY	DESCRIPTION
A	7/29/14	DAI	FOR CONSTRUCTION
B	10/20/14	DAI	FOR APPROVAL ONLY

REVISIONS

GREENVILLE UPTOWN PARKING GARAGE BRICK ELEVATIONS
GREENVILLE, NORTH CAROLINA

ARCHITECT: RGG ARCHITECTURE, PA
DRAWN: DAI DATE: 4/16/14
CHECKED: DAI DATE: 5/22/14
SCALE: 3/8"
CONTRACTOR: BARNHILL CONTRACTING CO.
JOB NO.: 74303
SHEET: E209




PARTIAL WEST ELEVATION

SOUTH ELEVATOR TOWER

DEVITA & ASSOCIATES, INC.
 P.O. Box 1596 Greenville, S.C. 29601
 PHONE: 864-232-6642 FAX: 864-242-4878
 WEBSITE: www.devita-inc.com

Proprietary Data is included in the information disclosed herein and is the sole property of TINDALL CORPORATION, VIRGINIA DIVISION. This information is submitted in confidence and is not to be used, copied, reproduced, or otherwise disseminated without the written consent of TINDALL CORPORATION. The use of the Professional Engineering Seal on these drawings by the Specialty Structural Engineer certifies that the structure detailed herein, its member elements and connections, was designed in accordance with applicable codes and proper engineering requirements as set forth in the Virginia State Board of Professional Engineering. The Structural Engineer of Record (SER) is responsible for the review of these drawings to confirm use of the appropriate building codes, conformance with the design intent of the overall structural system and for coordination with other structural elements. The SER is not responsible for the design of the Performance Specified Elements contained herein.



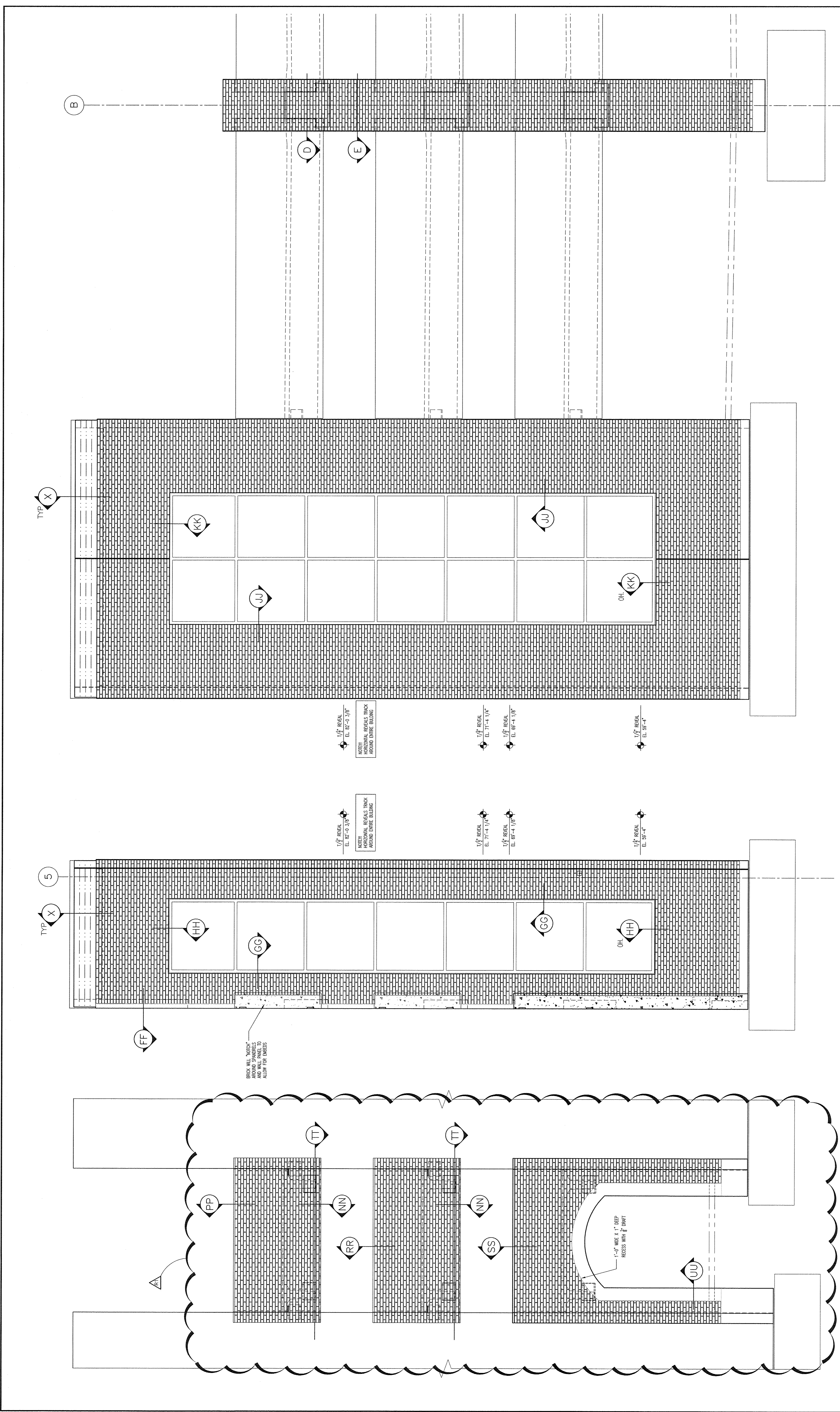
Tindall
 TINDALL CORPORATION
 VIRGINIA DIVISION
 P.O. BOX 711, PETERSBURG, VIRGINIA 23904
 540-756-1111 FAX 540-756-1137
 (800)381-8447 FAX (800)381-1337

REVISIONS			
NO.	DATE	BY	DESCRIPTION
A	2/28/14	DM	FOR CONSTRUCTION
B	3/20/14	DM	FOR APPROVAL ONLY

GREENVILLE UPTOWN PARKING GARAGE BRICK ELEVATIONS
 GREENVILLE, NORTH CAROLINA

ARCHITECT: RCG ARCHITECTURE, PA
 505 W. 10TH ST. GREENVILLE, SC 29601
 4/18/14 DM 5/22/14 DM 3/8'

CONTRACTOR: BARNHILL CONTRACTING CO.
 1000 W. 10TH ST. GREENVILLE, SC 29601
 7-4303 E210



PARTIAL SOUTH ELEVATION

WEST STAIR TOWER

PEDESTRIAN ENTRANCE

**GREENVILLE UPTOWN
PARKING GARAGE
BRICK ELEVATIONS**
GREENVILLE, NORTH CAROLINA

ARCHITECT: RGG ARCHITECTURE, PA
DATE: 4/16/14
DRAWN: 5/22/14
SCALE: 3/8"

CONTRACTOR: BARNHILL CONTRACTING CO.
JOB NO.: 7453
SHEET: E211

Tindal
TINDALL CORPORATION
VIRGINIA DIVISION
P.O. Box 711, PETERSBURG, VIRGINIA 23804
(800)981-8447 FAX (800)981-1537

Professional Engineer Seal
STATE OF VIRGINIA
No. 06500
Exp. 12/31/15
NL 041 C-089

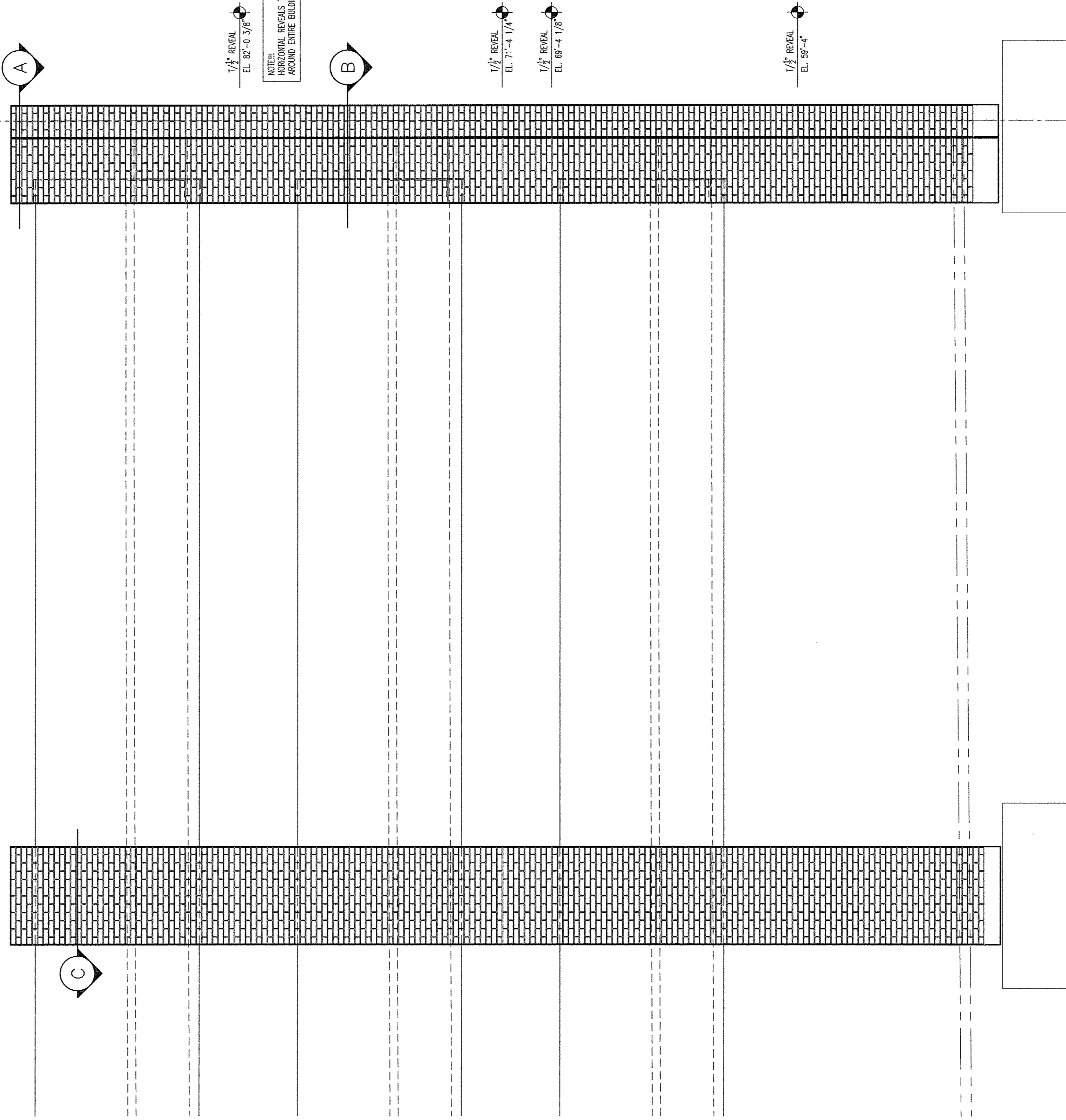
Proprietary Data is included in the information disclosed herein and is the sole property of Tindall Corporation, Virginia Division. This information is admitted in confidence and is not to be used or disclosed to others for manufacturing or for other purposes without the written consent of Tindall Corporation, Virginia Division. The use of the Professional Engineering Seal on these drawings by the Specialty Structural Engineer certifies that the structure detailed herein, its member elements and connections, conform to the applicable building codes and requirements as set forth in the contract documents by the Structural Engineer of Record. The Structural Engineer of Record (SER) is responsible for the review of these drawings to confirm use of the appropriate building codes, conformance with the design intent of the overall structural system and for coordination with other structural elements. The SER is not responsible for the design of the Performance Specifying Elements contained herein.

NO.	DATE	BY	DESCRIPTION
1	8/13/14	DM	REVISED FOR CONSTRUCTION - BRICK ADDED
2	7/29/14	DM	FOR CONSTRUCTION
3	5/22/14	DM	FOR APPROVAL ONLY

REVISIONS	

DEVITA & ASSOCIATES, INC.
P.O. Box 1596 Greenville, S.C. 29601
PHONE: 864-232-6642 FAX: 864-242-4878
WEBSITE: www.devita-inc.com

A



1/2" REVEAL
EL. 82'-0 3/8"

NOTE:
HORIZONTAL REVEALS TRACK
AROUND DRIVE OPENING


1/2" REVEAL
EL. 71'-4 1/4"

1/2" REVEAL
EL. 68'-4 1/8"

1/2" REVEAL
EL. 59'-4"

PARTIAL SOUTH ELEVATION

DEVITA & ASSOCIATES, INC.
P.O. Box 1536 Greenville, S.C. 29601
PHONE: 864-232-6642 FAX: 864-242-4878
WEBSITE: www.devita-inc.com



Tindall
TINDALL CORPORATION
VIRGINIA DIVISION
P.O. BOX 711, PETERSBURG, VIRGINIA 23004
540-361-1111 FAX 540-361-1111
800-361-6477 FAX 800-361-1537

Proprietary Data is included in the information disclosed herein and is the sole property of TINDALL CORPORATION, VIRGINIA DIVISION. This information is submitted in confidence and is not to be used, copied, or otherwise disseminated without the written consent of TINDALL CORPORATION. The use of the Professional Engineering Seal on these drawings by the Specialty Structural Engineer certifies that the structure detailed herein, its member elements and connections, are designed in accordance with applicable codes and project specific requirements as set forth in the contract documents. The Structural Engineer of Record (SER) is responsible for the review of these drawings to confirm use of the appropriate building codes, conformance with the design intent of the overall structural system and for coordination with other structural elements. The SER is not responsible for the design of the Performance Specified Elements contained herein.

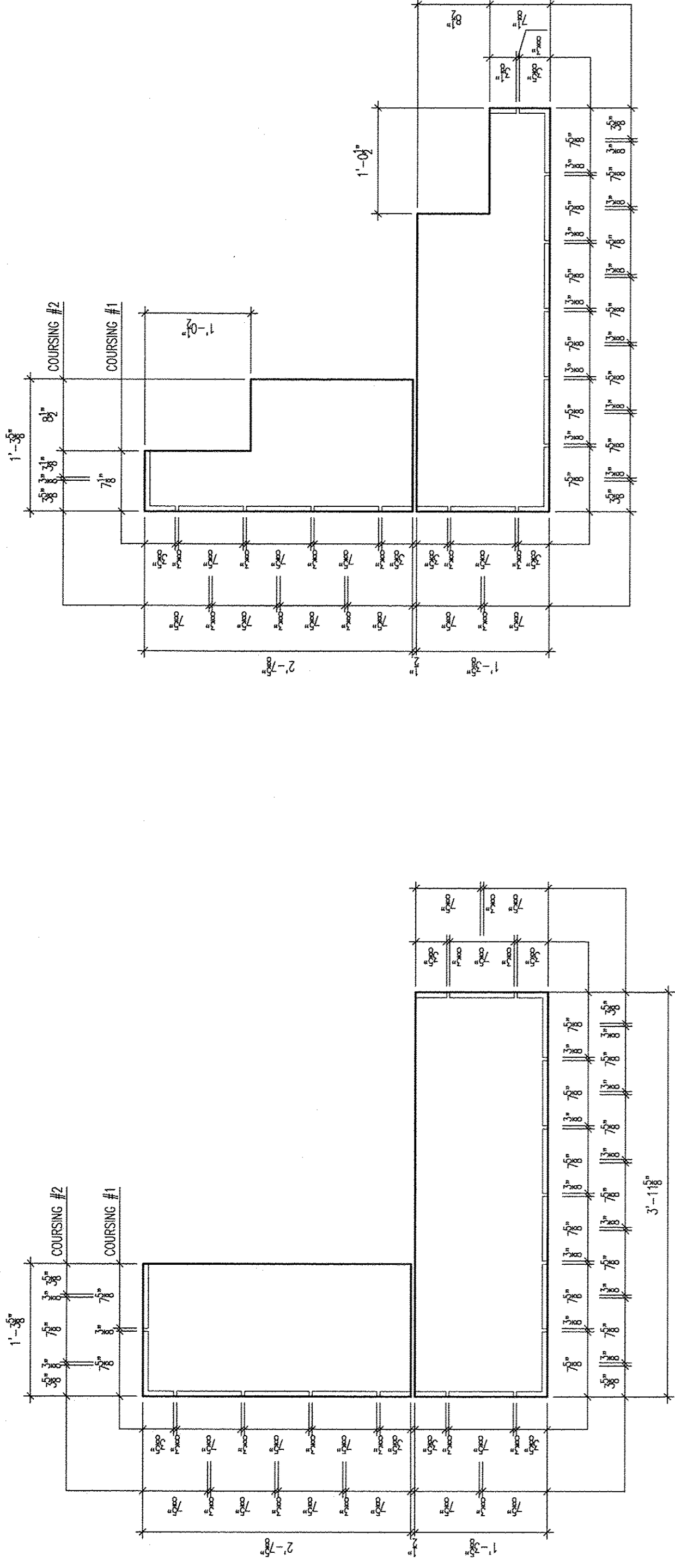
NO.	DATE	BY	DESCRIPTION
A	7/29/14	DAI	FOR CONSTRUCTION
B	5/22/14	DAI	FOR APPROVAL ONLY

GREENVILLE UPTOWN PARKING GARAGE BRICK ELEVATIONS
GREENVILLE, NORTH CAROLINA

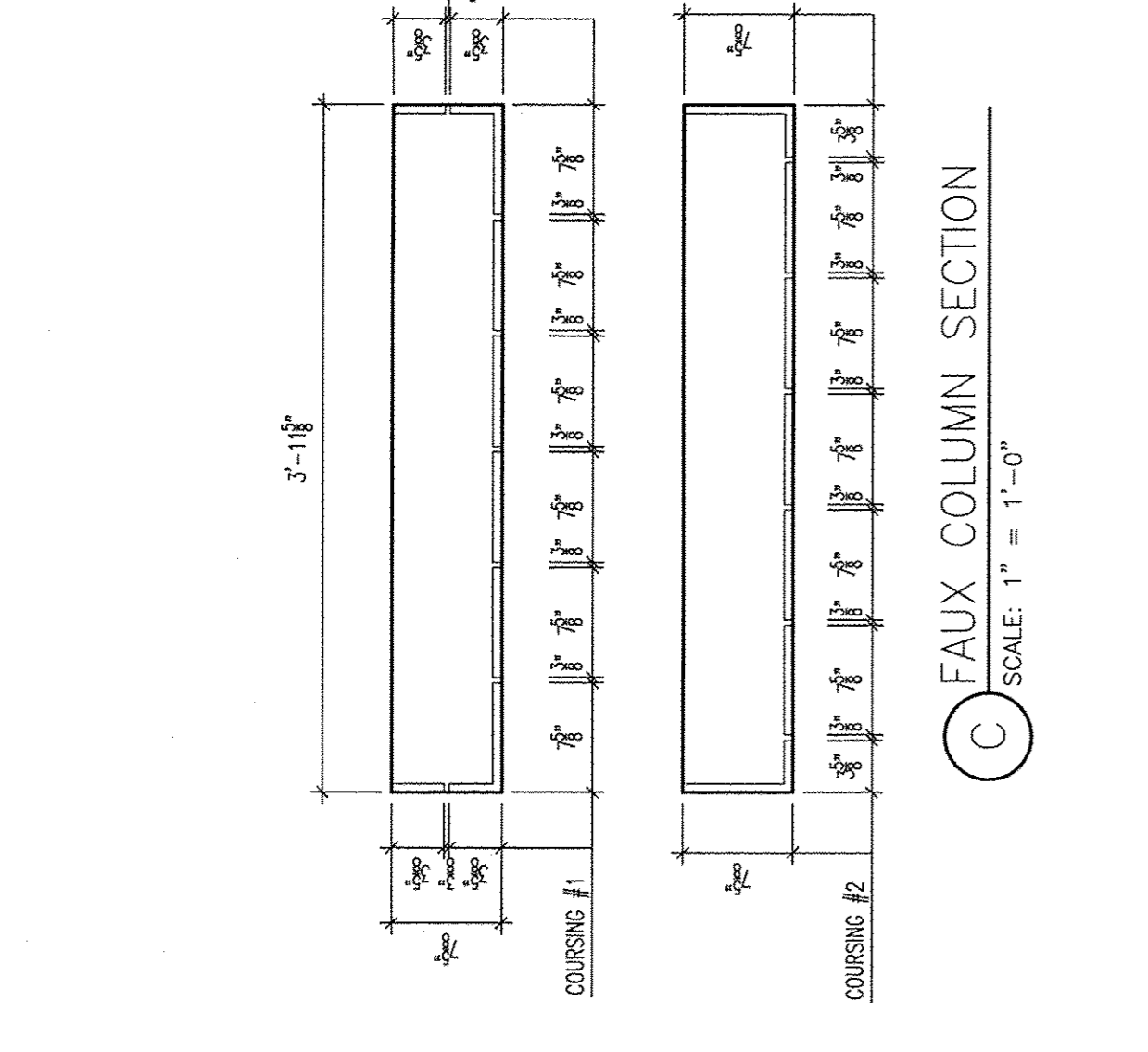
ARCHITECT: RGS ARCHITECTURE, PA
DRAWN BY: DAVID DAVIS
DATE: 5/22/14
SCALE: 3/8"

CONTRACTOR: BARNHILL CONTRACTING CO.
DATE: 5/22/14
SCALE: 3/8"

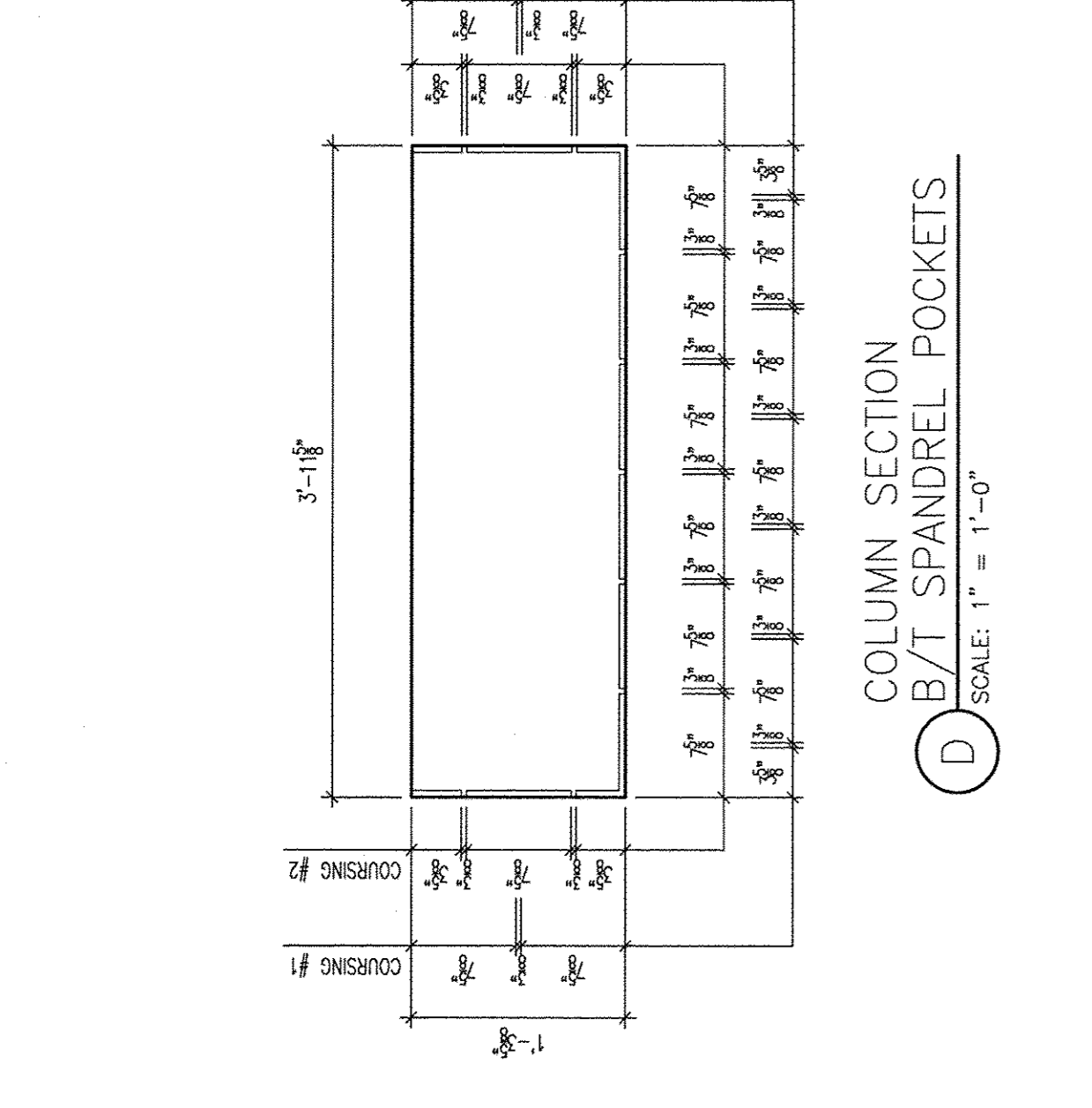
74303 E212



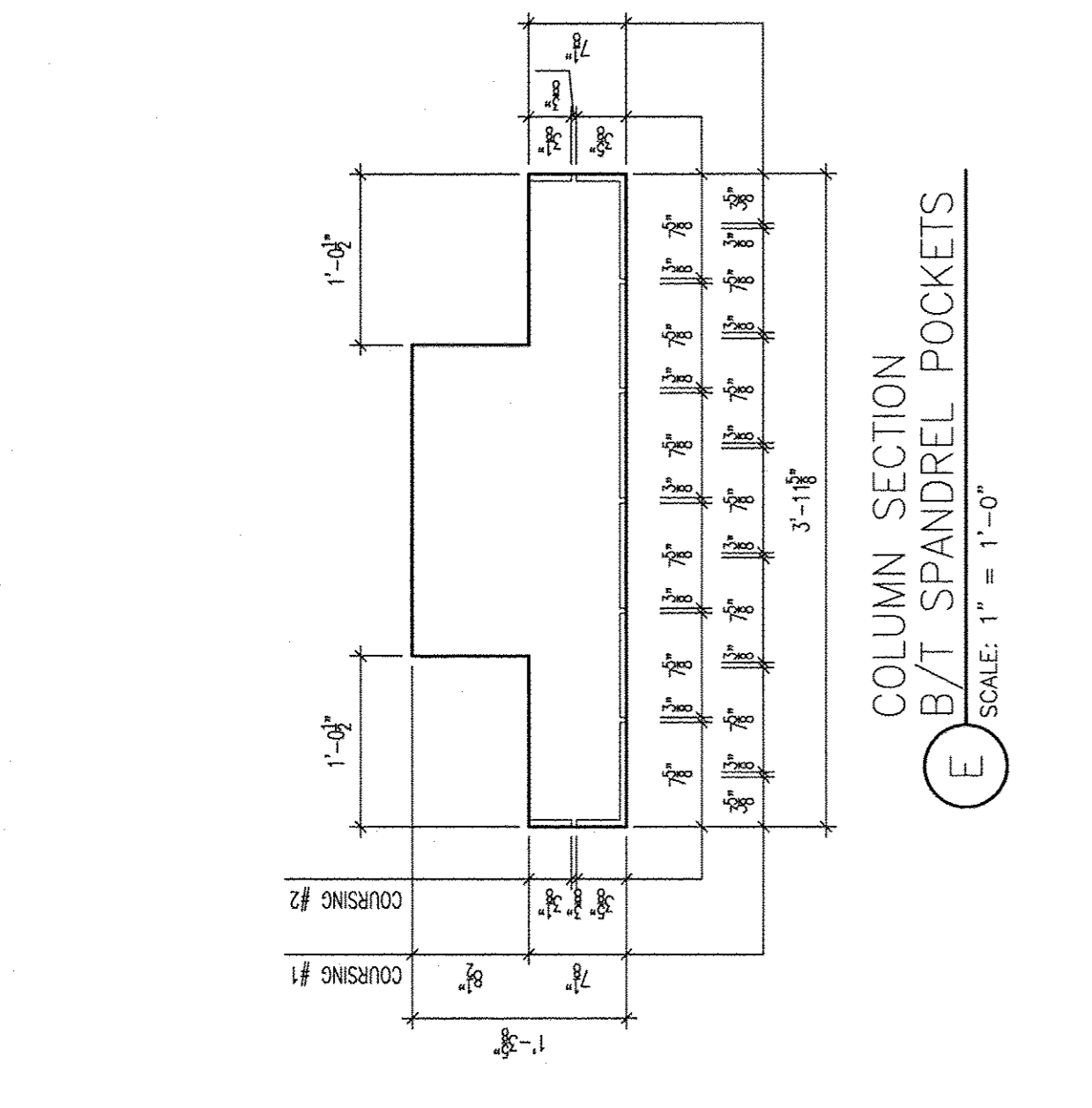
A COLUMN SECTION
B/T SPANDREL POCKETS
SCALE: 1" = 1'-0"



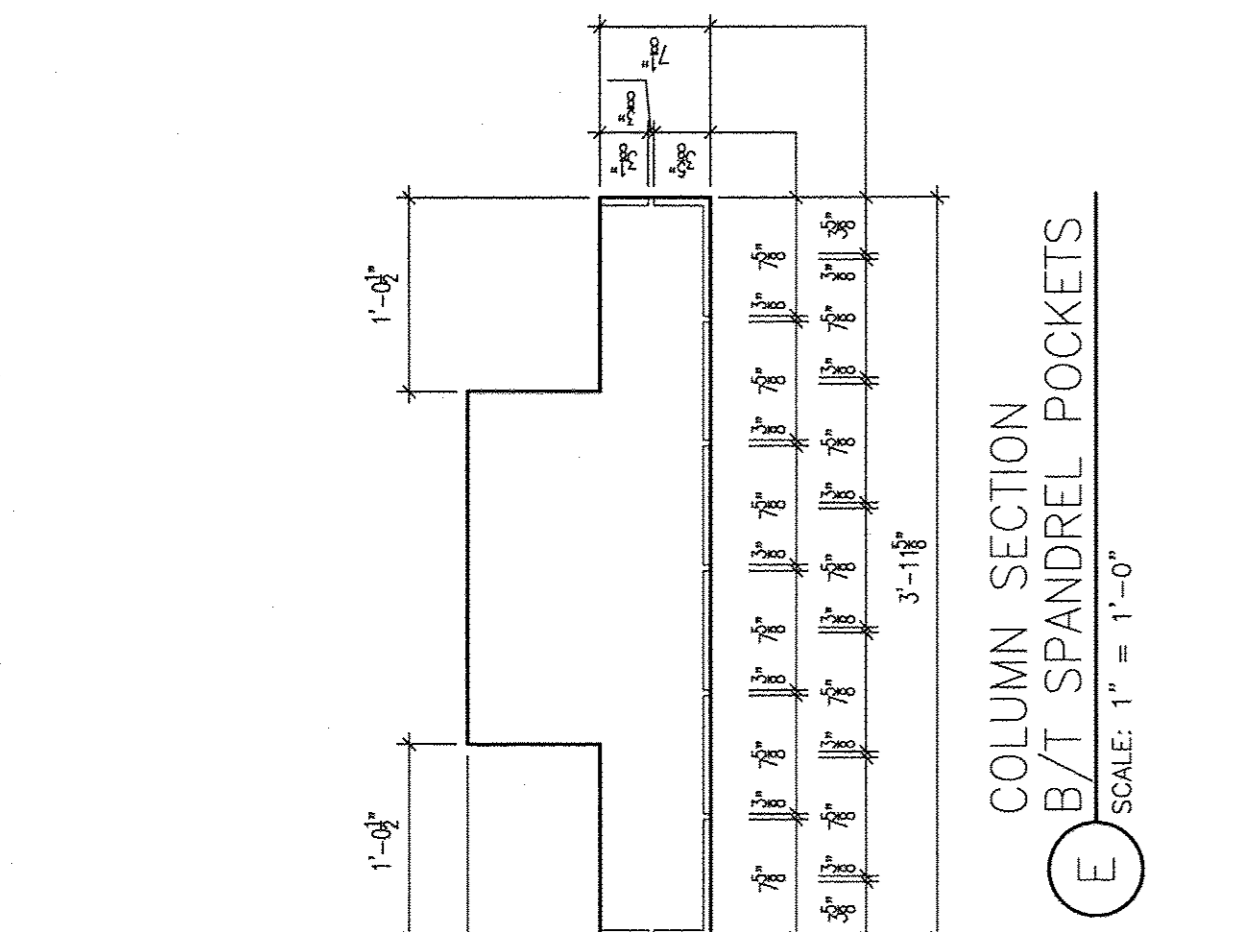
B COLUMN SECTION
@ SPANDREL POCKETS
SCALE: 1" = 1'-0"



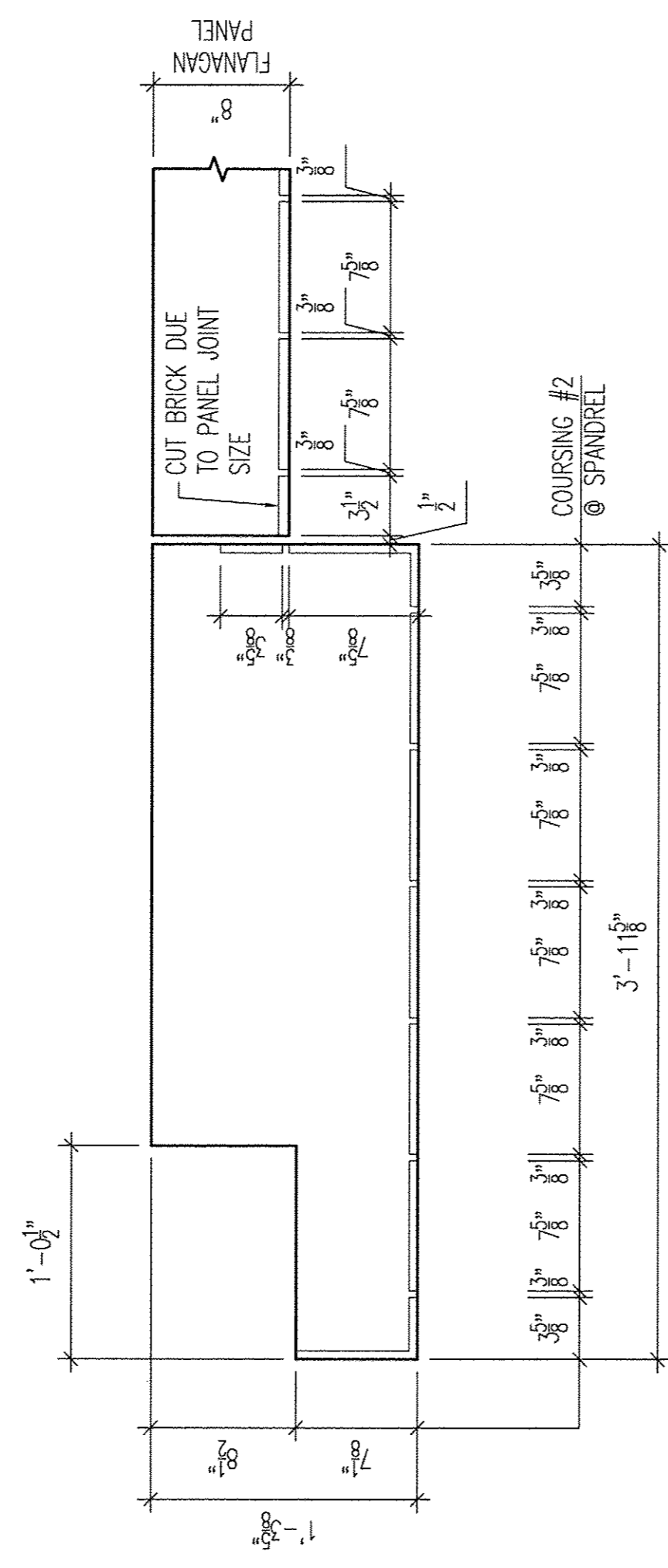
C FAUX COLUMN SECTION
SCALE: 1" = 1'-0"



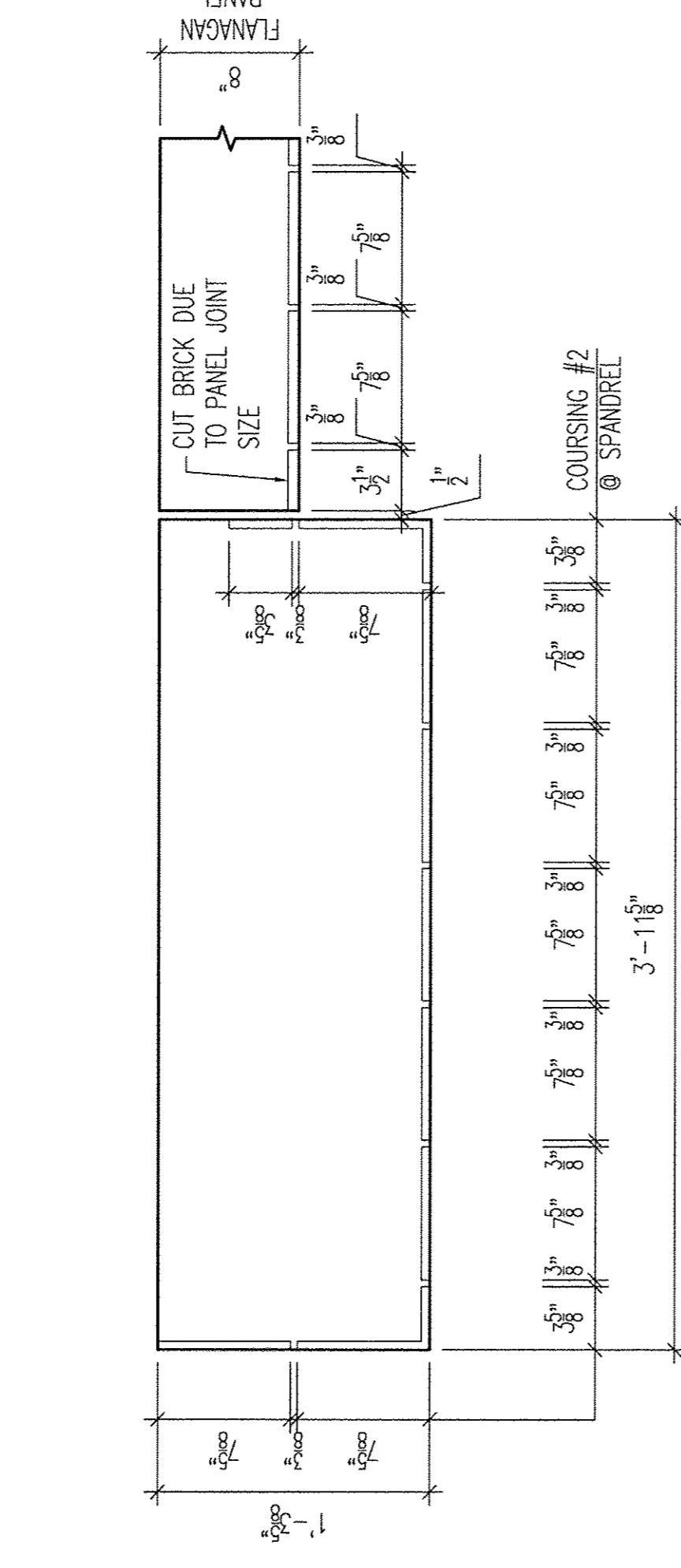
D COLUMN SECTION
B/T SPANDREL POCKETS
SCALE: 1" = 1'-0"



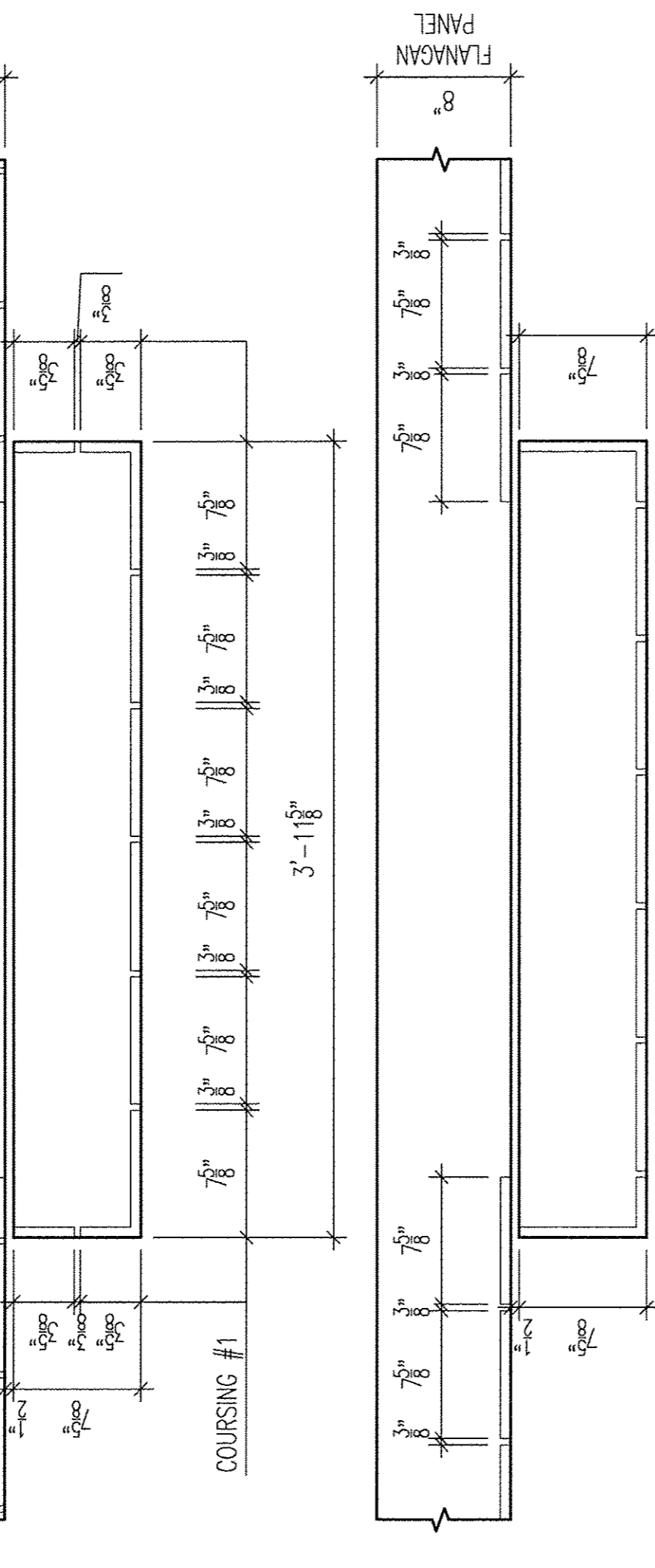
E COLUMN SECTION
B/T SPANDREL POCKETS
SCALE: 1" = 1'-0"



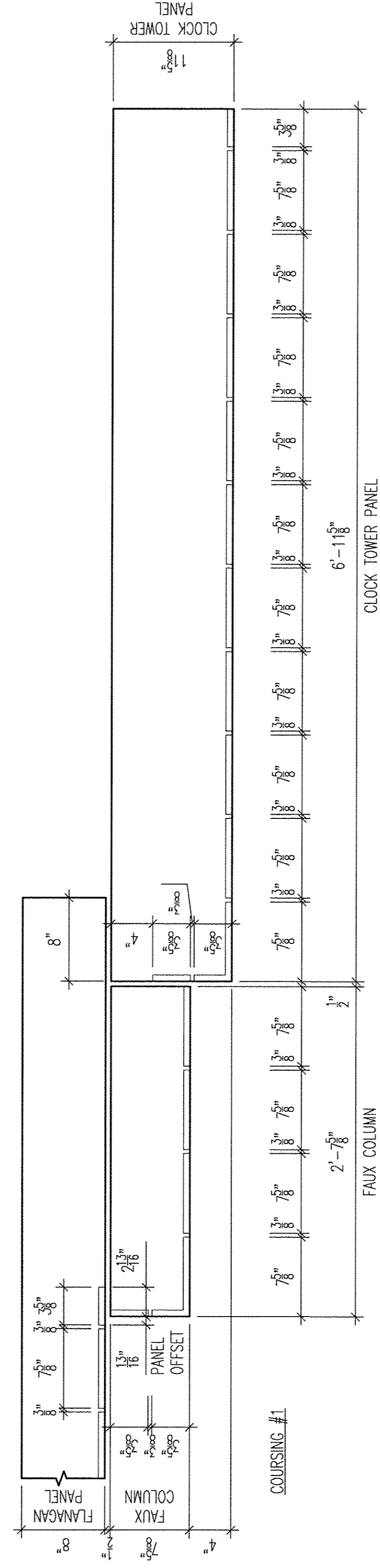
F COLUMN SECTION
@ SPANDREL POCKETS
SCALE: 1" = 1'-0"



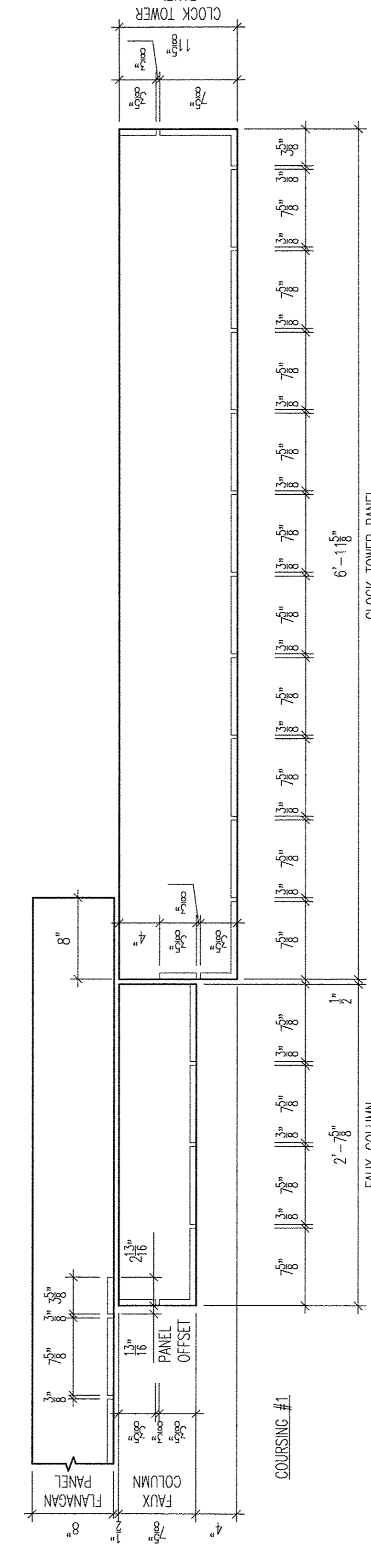
G COLUMN SECTION
B/T SPANDREL POCKETS
SCALE: 1" = 1'-0"



H FAUX COLUMN SECTION
SCALE: 1" = 1'-0"




J CLOCK TOWER AT
METAL FRAME OPENING
SCALE: 1" = 1'-0"



K CLOCK TOWER AT
PEDESTRIAN OPENING
SCALE: 1" = 1'-0"

DEVITA & ASSOCIATES, INC.
P.O. Box 1596 Greenville, S.C. 29601
PHONE: 864-232-6642 FAX: 864-242-4878
WEBSITE: www.devitaofc.com



Tindall Corporation
VIRGINIA DIVISION
P.O. Box 20211, Petersburg, Virginia 23804
(804)981-8447 FAX (804)981-1527

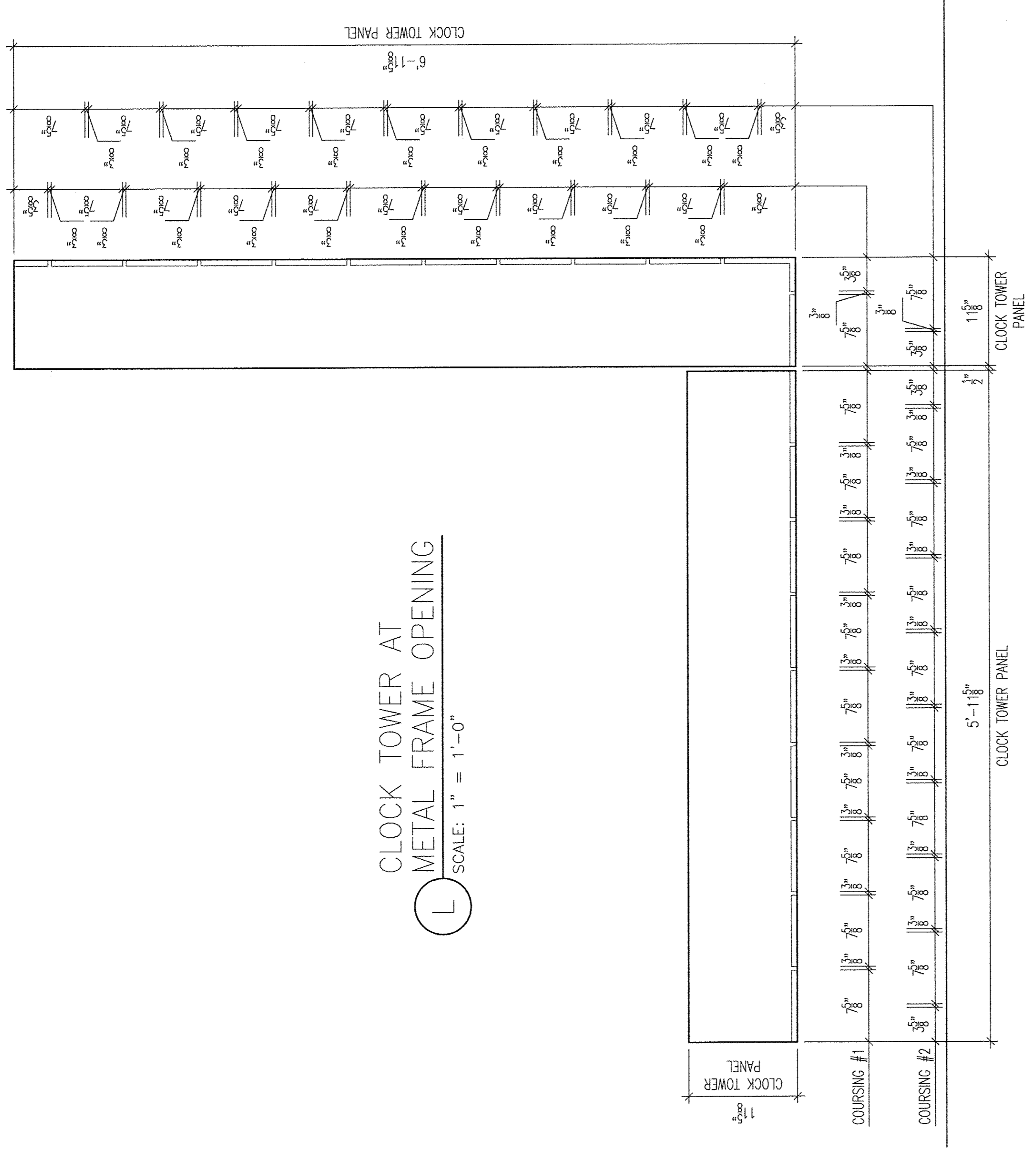
GREENVILLE UPTOWN PARKING GARAGE BRICK SECTIONS AND DETAILS GREENVILLE, NORTH CAROLINA

NO.	DATE	BY	DESCRIPTION
1	4/16/14	DAI	FOR APPROVAL ONLY
2	5/22/14	DAI	FOR CONSTRUCTION

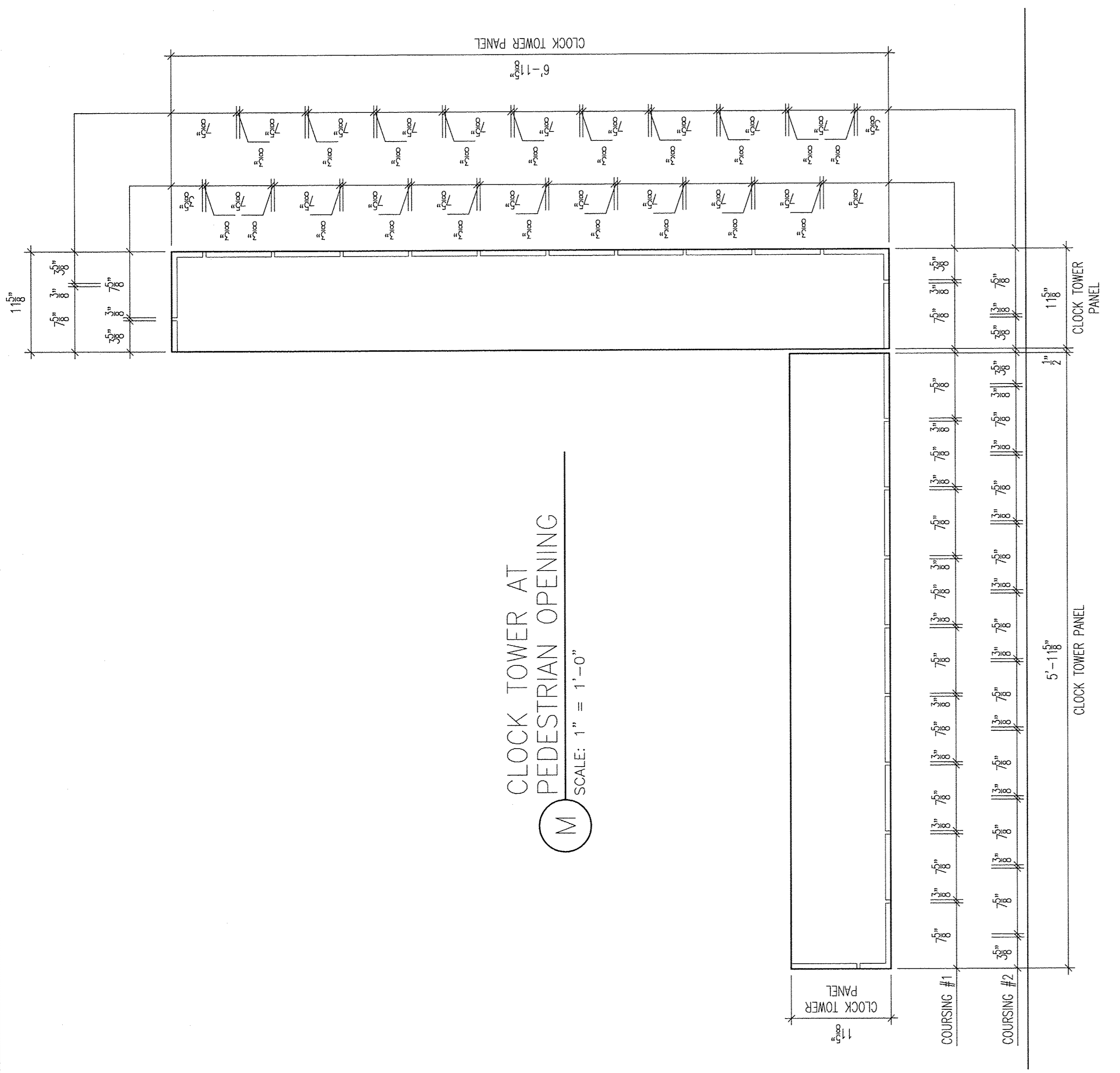
REVISIONS

CONTRACTOR: **BARNHILL CONTRACTING CO.**
SCALE: 3/8"
JOB NO.: 74303
DATE: 5/22/14
CHK'D: DA
DRAWN: DAI

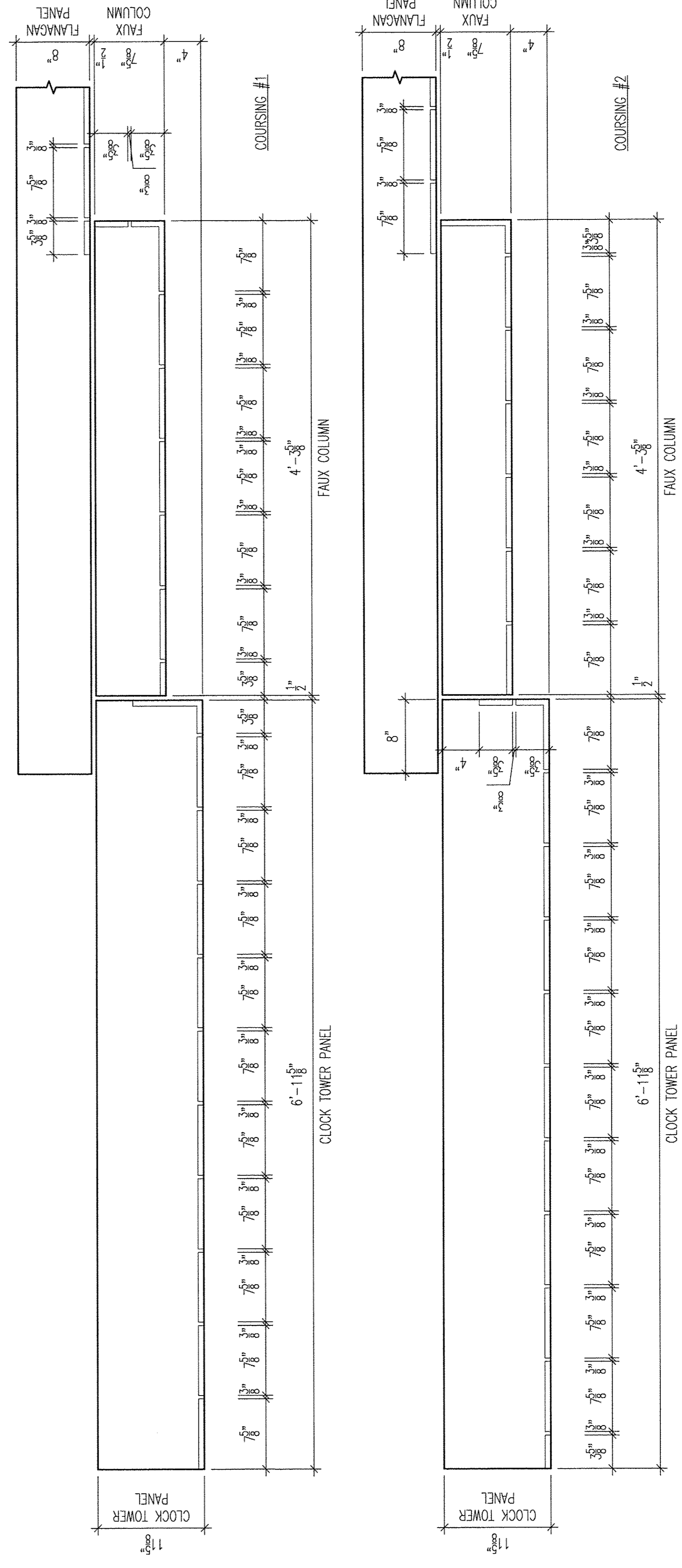
SHEET: **E213**



L
 CLOCK TOWER AT
 METAL FRAME OPENING
 SCALE: 1" = 1'-0"




M
 CLOCK TOWER AT
 PEDESTRIAN OPENING
 SCALE: 1" = 1'-0"



N
 CLOCK TOWER AT
 METAL FRAME OPENING
 SCALE: 1" = 1'-0"

DEVILTA & ASSOCIATES, INC.
 P.O. Box 1566, Greenville, S.C. 29603
 PHONE: 864-232-6642 FAX: 864-242-4878
 WEBSITE: www.deviltainc.com

Proprietary data is included in the information disclosed herein and is the sole property of TINDALL CORPORATION, VIRGINIA DIVISION. This information is submitted in confidence and is not to be distributed, copied, or otherwise used for any purpose other than that intended by the Structural Engineer of Record. The Structural Engineer of Record shall be held responsible for the design of the structure and for coordination with other structural elements. The SER is not responsible for the design of the performance Specified Elements contained herein.

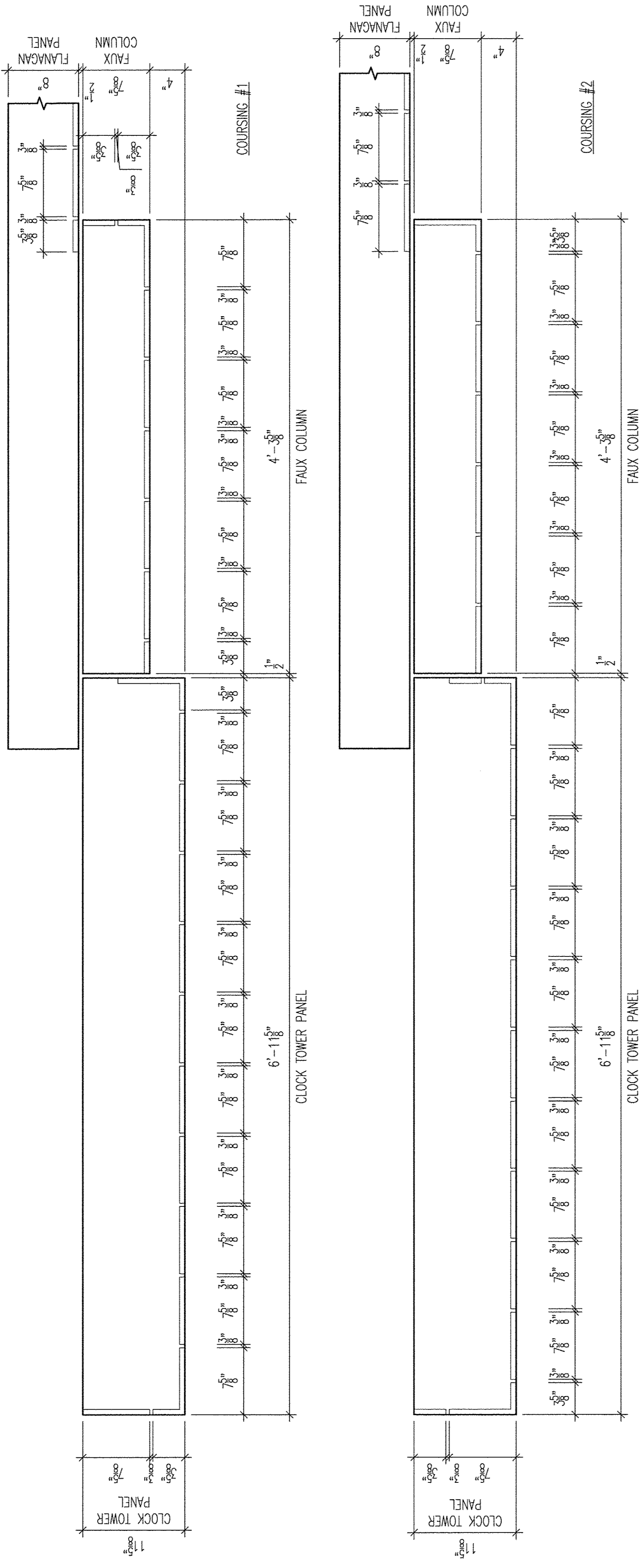


Tindall
 TINDALL CORPORATION
 VIRGINIA DIVISION
 P.O. BOX 711, PETERSBURG, VIRGINIA 23804
 560-3481-6447 FAX (804)381-1337

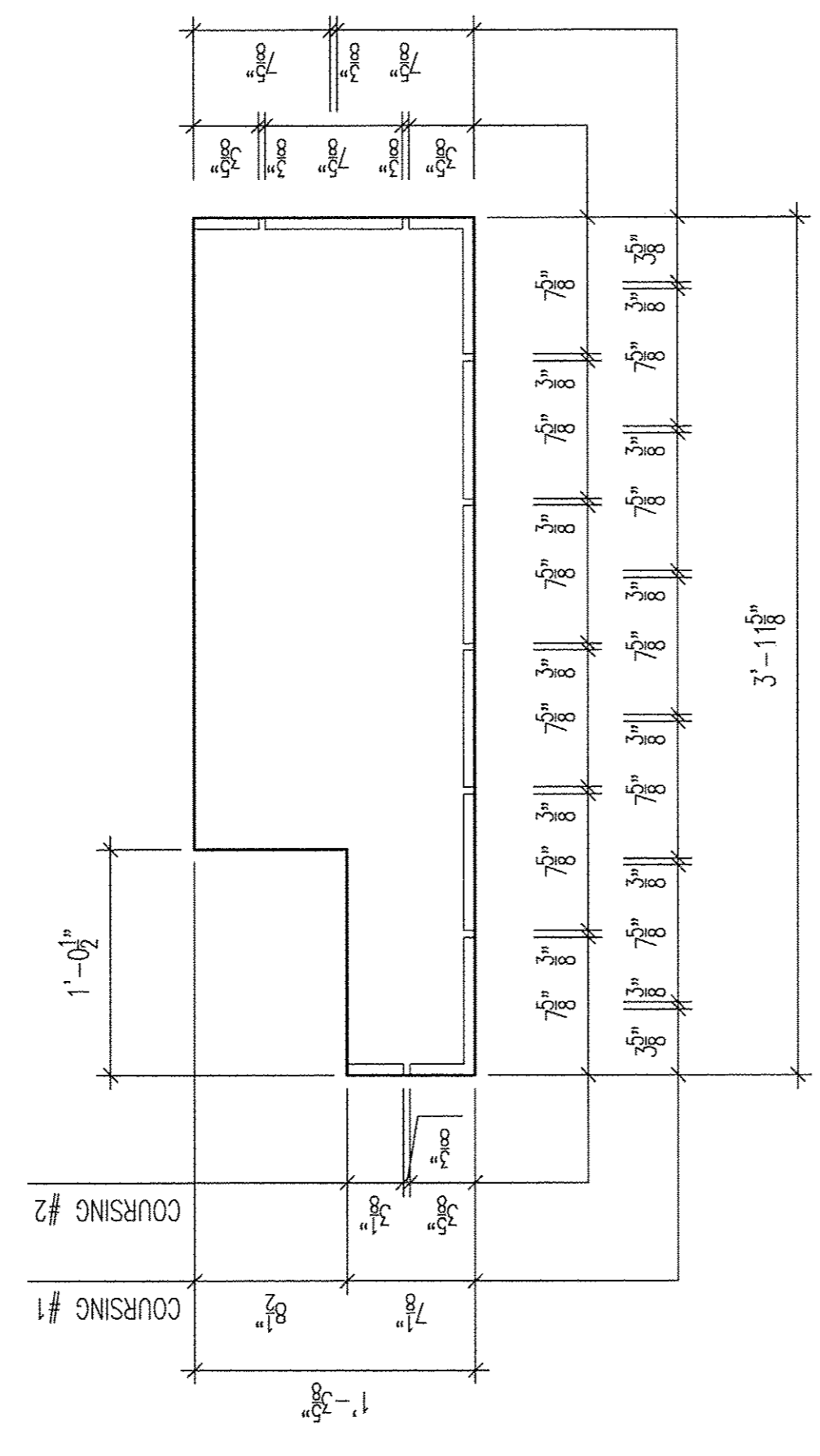
**GREENVILLE UPTOWN
 PARKING GARAGE
 BRICK SECTIONS AND DETAILS
 GREENVILLE, NORTH CAROLINA**

NO.	DATE	BY	DESCRIPTION
1	4/18/14	DAI	FOR CONSTRUCTION
2	5/22/14	DAI	FOR APPROVAL ONLY

REVISIONS	
CONTRACTOR	GREENHILL CONTRACTING CO.
DATE	5/22/14
SCALE	3/8"
NO.	74303
DATE	E214




P CLOCK TOWER AT PEDESTRIAN OPENING
SCALE: 1" = 1'-0"



Q COLUMN SECTION @ SPANDREL POCKETS
SCALE: 1" = 1'-0"

DEVITA & ASSOCIATES, INC.
P.O. Box 1596 Greenville, S.C. 29601
PHONE: 864-232-8642 FAX: 864-242-4878
WEBSITE: www.devita-inc.com

Proprietary data is included in the information disclosed herein and is the sole property of TINDALL CORPORATION, VIRGINIA DIVISION. This information is submitted in confidence and is not to be used, copied, reproduced, or otherwise disseminated without the written consent of TINDALL CORPORATION, VIRGINIA DIVISION. This information is specifically authorized in writing by TINDALL CORPORATION, VIRGINIA DIVISION. State of Virginia License No. 008580
The use of the Professional Engineering Seal on these drawings by the Specialty Structural Engineer certifies that the structure defined herein, its member elements and connections, and its design and construction, conform to the applicable provisions of the Virginia Structural Code and the contract documents by the Structural Engineer of Record.
The Structural Engineer of Record (SER) is responsible for the review of these drawings to confirm use of the appropriate building codes, conformance with the design intent of the overall structural system and for coordination with other structural elements. The SER is not responsible for the design of the formwork, shoring, bracing, or concrete contained herein.



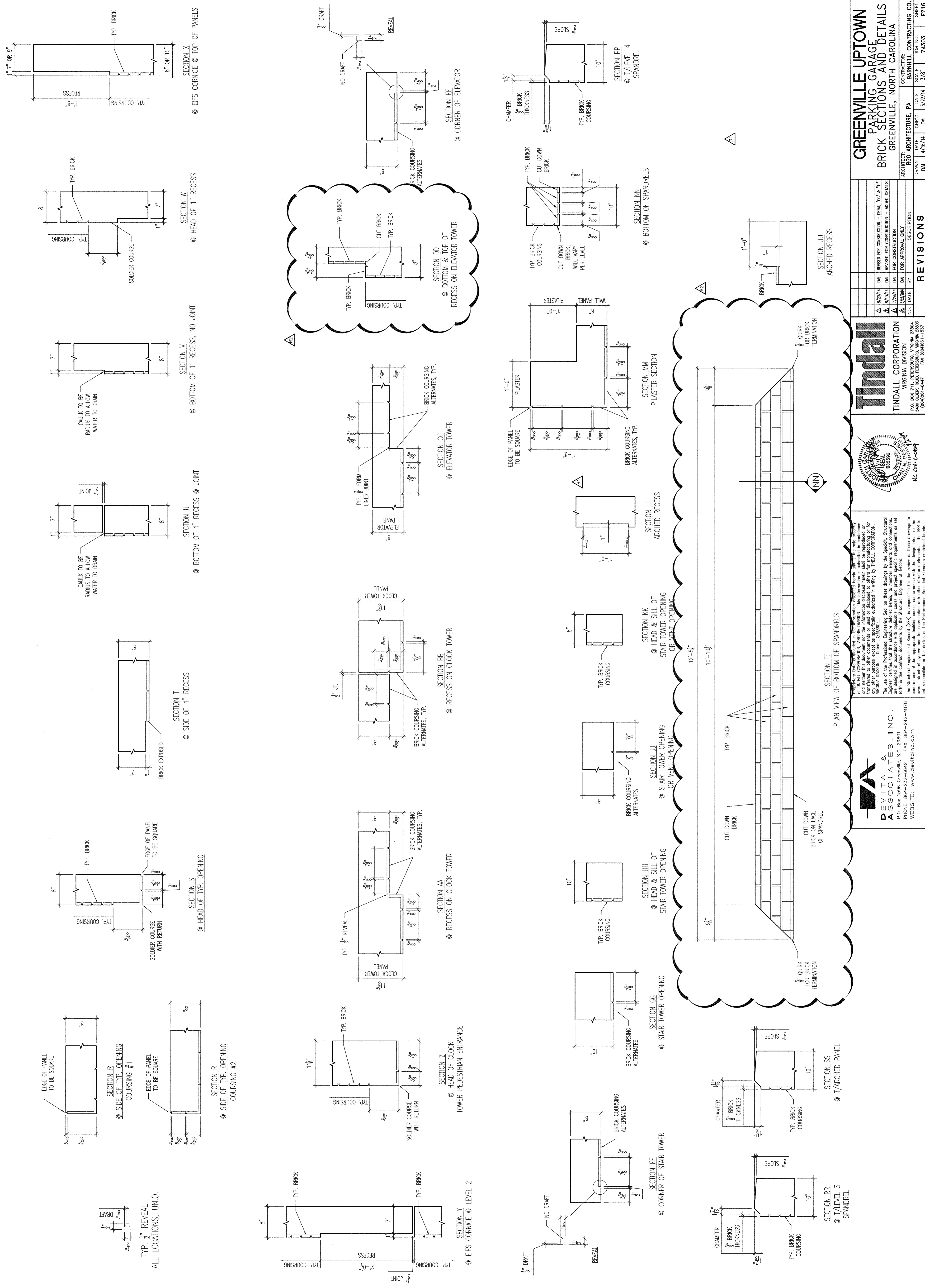
Tindall
TINDALL CORPORATION
VIRGINIA DIVISION
P.O. Box 711, PETERSBURG, VIRGINIA, 23904
(804)881-8447 FAX (804)881-1537

NO.	DATE	BY	DESCRIPTION
A	7/29/14	DM	FOR CONSTRUCTION
B	8/27/14	DM	FOR APPROVAL ONLY

ARCHITECT	DATE	CHK'D	DATE	CONTRACTORS
EGG ARCHITECTURE, PA	4/16/14	DM	5/22/14	BARNHILL CONTRACTING, CO.

DRAWN	DATE	CHK'D	DATE	SCALE	JOB NO.	SHEET
DM	4/16/14	DM	5/22/14	3/8"	74503	E215

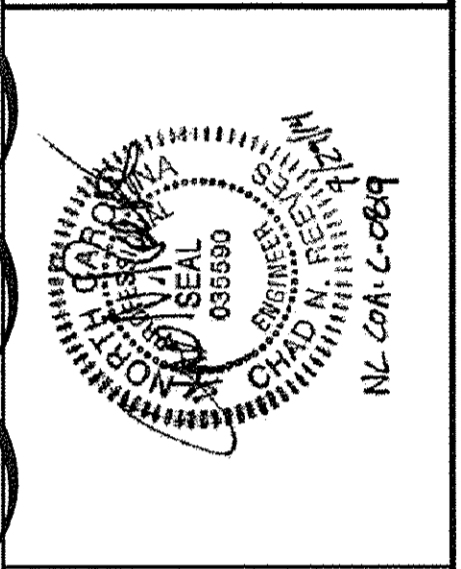
**GREENVILLE UPTOWN
PARKING GARAGE
BRICK SECTIONS AND DETAILS
GREENVILLE, NORTH CAROLINA**



**GREENVILLE UPTOWN
PARKING GARAGE
BRICK SECTIONS AND DETAILS
GREENVILLE, NORTH CAROLINA**

NO.	DATE	BY	DESCRIPTION
1	4/16/14	DM	FOR APPROVAL ONLY
2	5/22/14	DM	REISED FOR CONSTRUCTION - SEAL 1\"/>

Tindall
TINDALL CORPORATION
VIRGINIA DIVISION
P.O. BOX 711, PETERSBURG, VIRGINIA 23804
PHONE: 864-232-6842 FAX: 864-242-4878
WEBSITE: www.devitanc.com

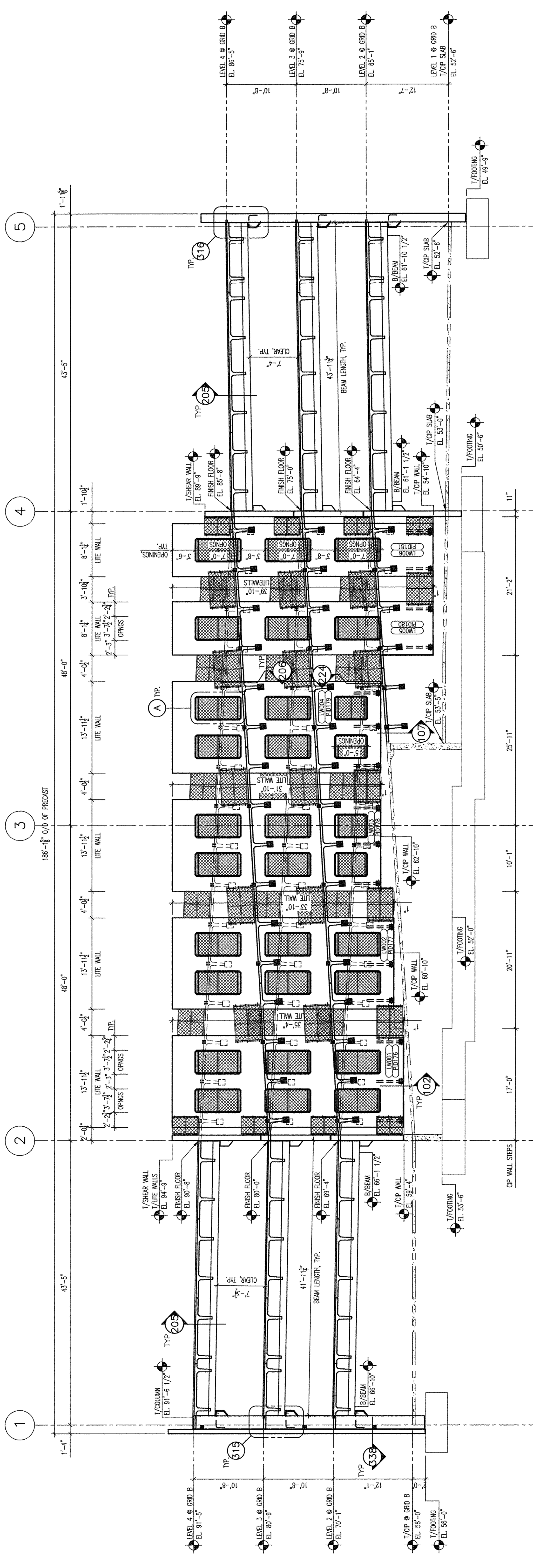


REGISTRATION NO. 00380
EXPIRES 7/25/2010
The use of the Professional Engineering Seal on these drawings by the Specialty Structural Engineer certifies that the structure detailed herein, its member elements and connections, conform to the applicable building codes, conform with the design intent of the overall structural system and for coordination with other structural elements. The SFE is not responsible for the design of the permanent Special Elements (columns, beams, etc.).

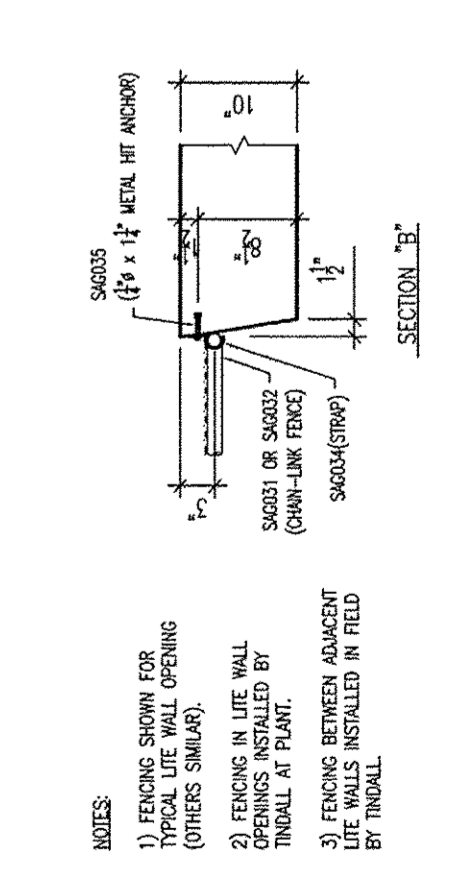
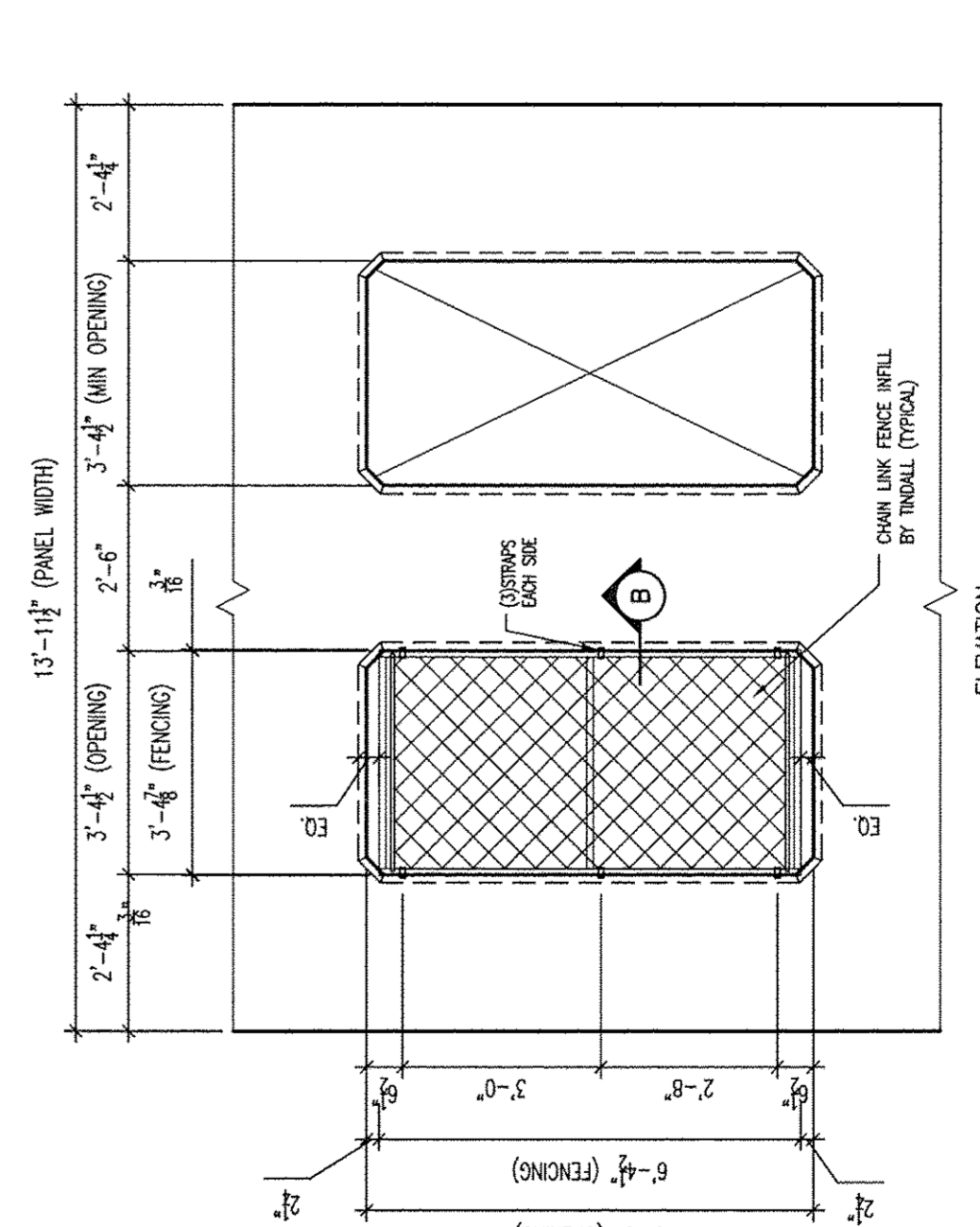
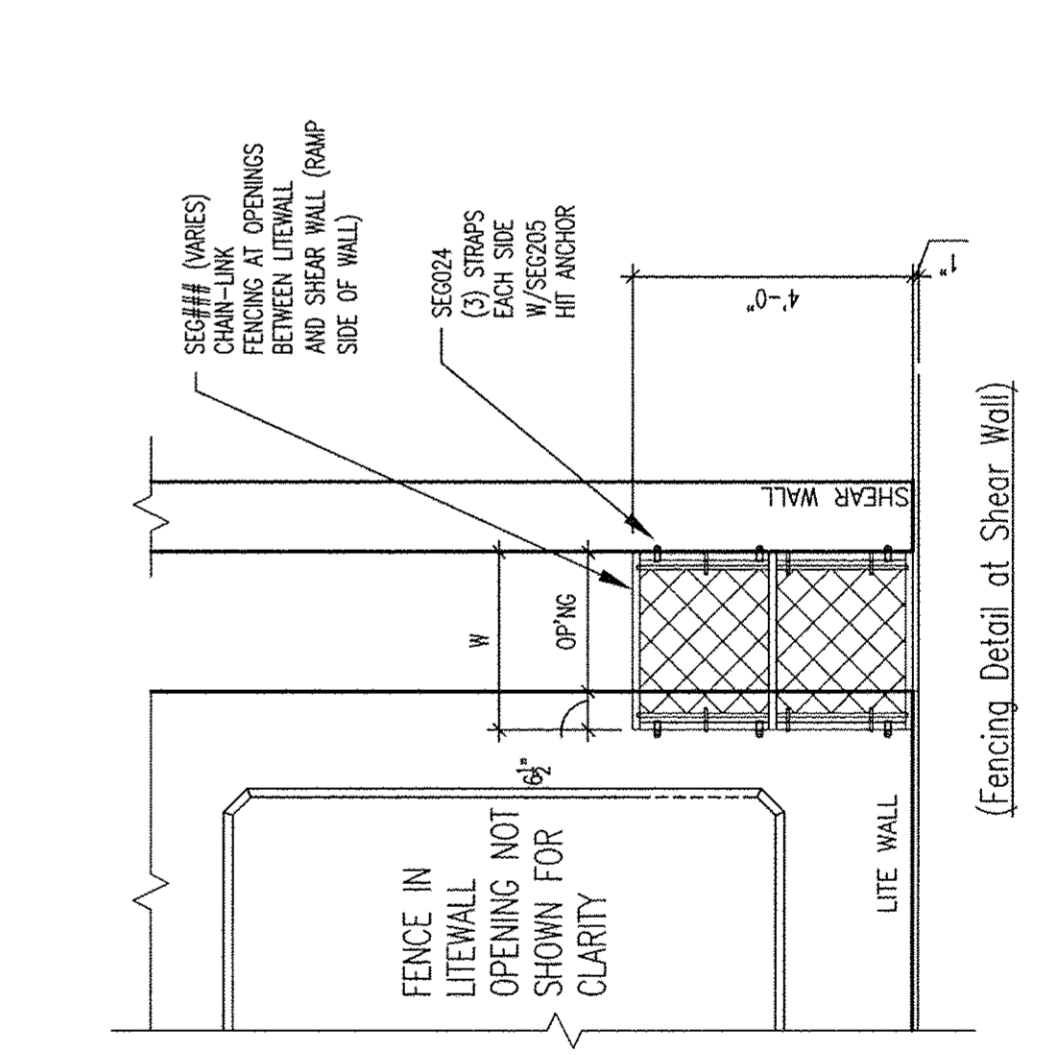
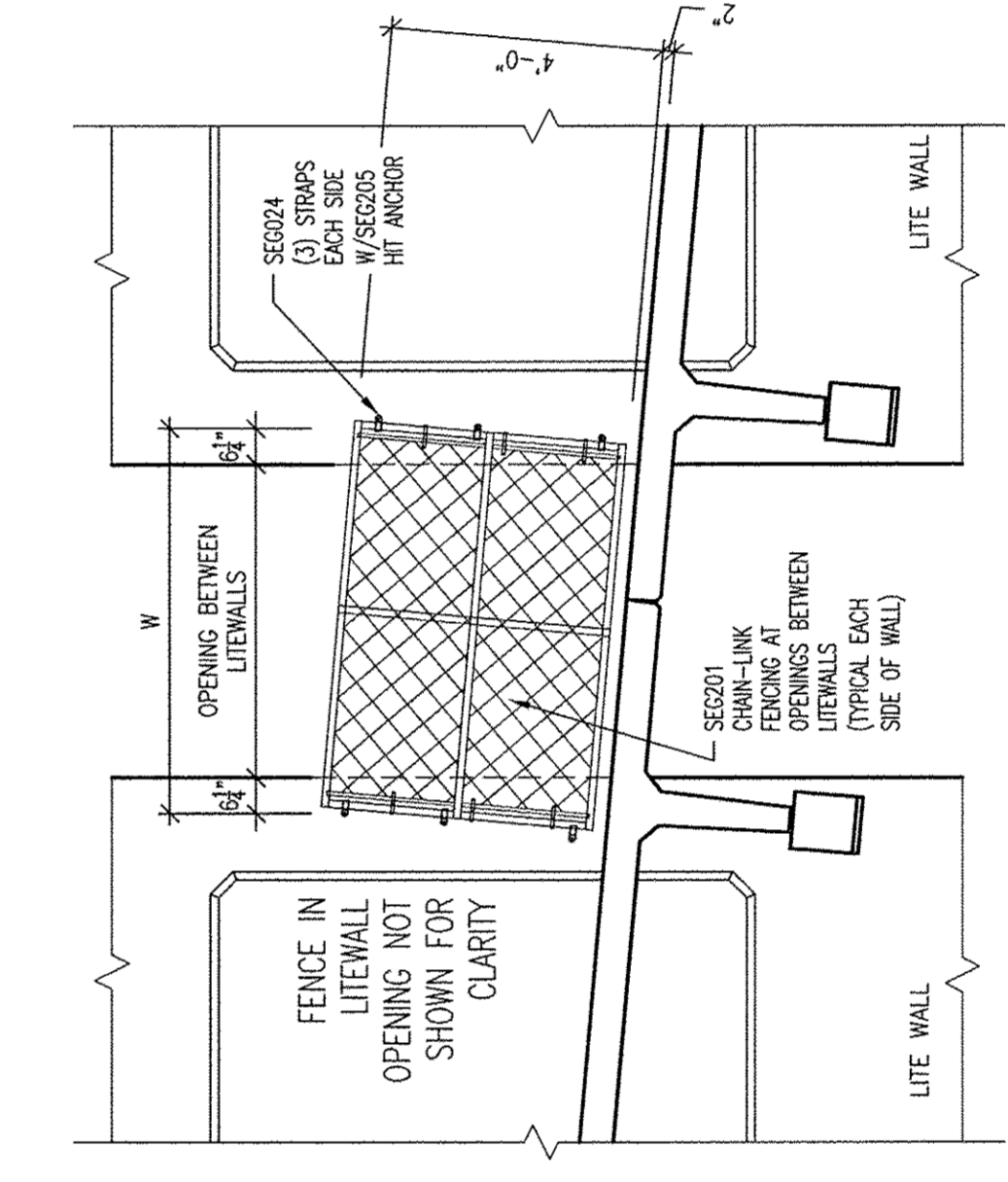
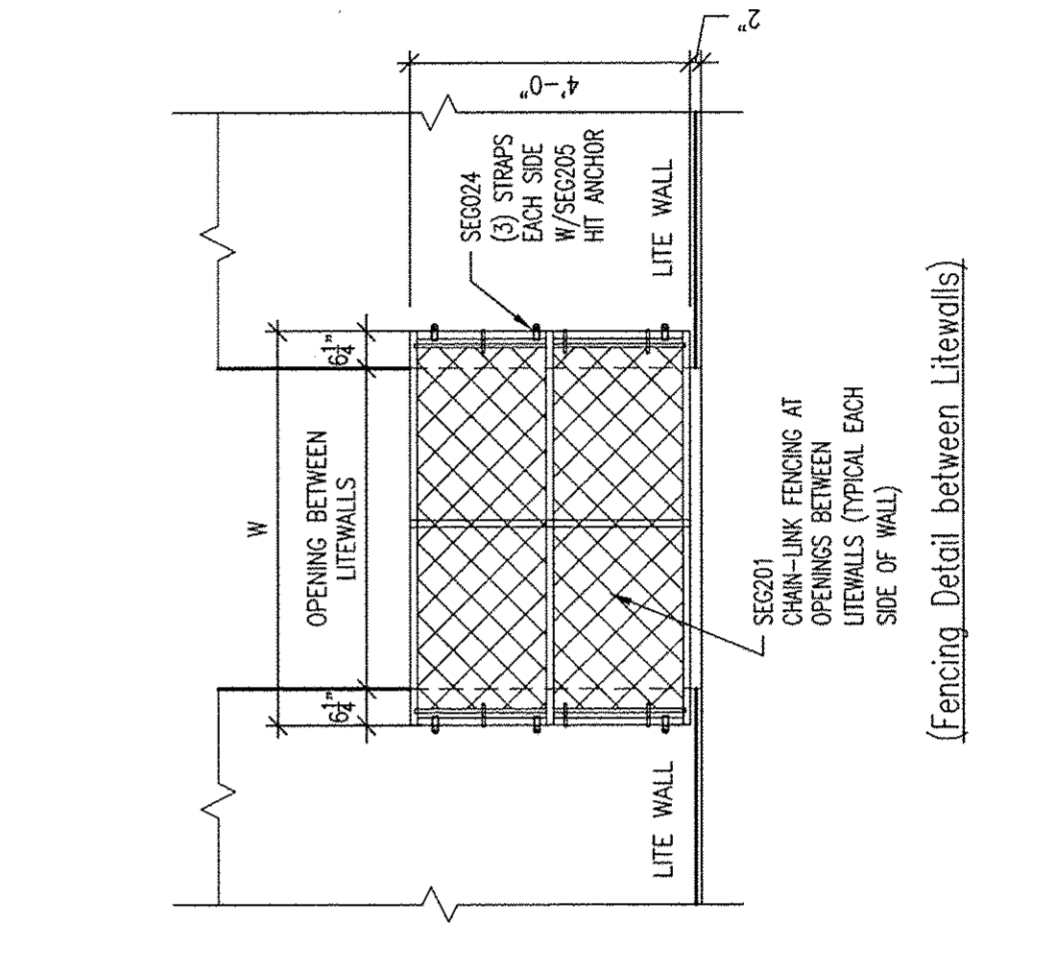
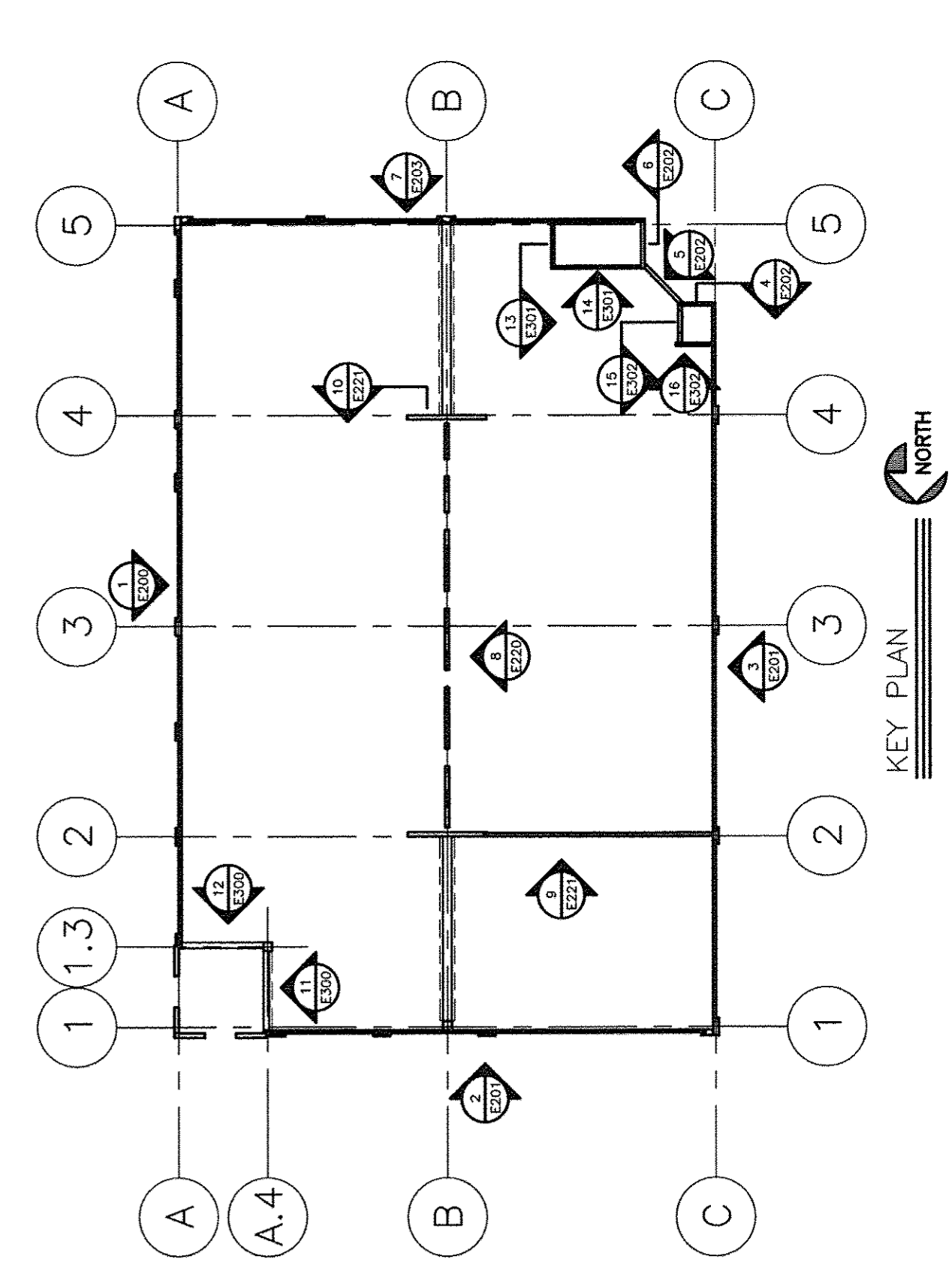
DEVITANCS, INC.
P.O. Box 1596 Greenville, S.C. 29601
PHONE: 864-232-6842 FAX: 864-242-4878
WEBSITE: www.devitanc.com

REVISIONS


NO.	DATE	BY	DESCRIPTION
1	4/16/14	DM	FOR APPROVAL ONLY
2	5/22/14	DM	REISED FOR CONSTRUCTION - SEAL 1\"/>



8 LITEWALL ELEVATION
SCALE: 1/8" = 1'-0"



NOTES:
1) FINISH SHOW FOR TYPICAL LITE WALL OPENING
2) FINISH SHOW FOR TYPICAL LITE WALL OPENING WITH SHEAR WALL
3) FINISH SHOW FOR TYPICAL LITE WALL OPENING WITH SHEAR WALL AND SIZES AS SHOWN
4) FINISH SHOW FOR TYPICAL LITE WALL OPENING WITH SHEAR WALL AND SIZES AS SHOWN
5) FINISH SHOW FOR TYPICAL LITE WALL OPENING WITH SHEAR WALL AND SIZES AS SHOWN



TINDALL CORPORATION
VIRGINIA DIVISION
P.O. BOX 211, PETERSBURG, VIRGINIA 23084
(804)981-1537

GREENVILLE UPTOWN PARKING GARAGE LITE WALL ELEVATION
GREENVILLE, NORTH CAROLINA

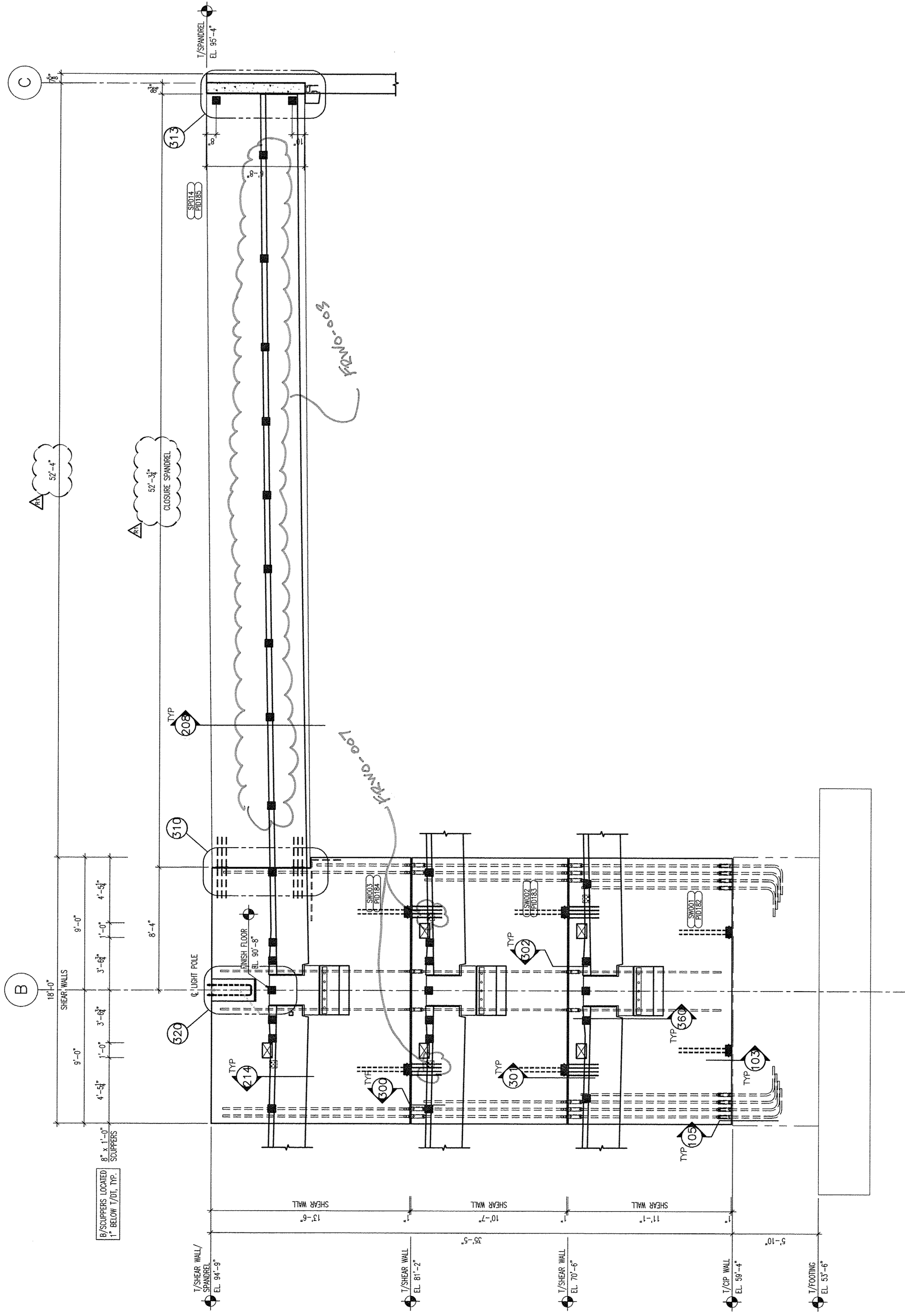
ARCHITECT: RGC ARCHITECTURE, PA
CONTRACTOR: BARNHILL CONTRACTING CO.
DRAWN: DA 4/16/14
CHECKED: DA 5/22/14
DATE: 4/16/14
SCALE: 1/8"
JOB NO.: 74303
SHEET: E220

NO.	DATE	BY	DESCRIPTION
1	8/24/14	DA	REISED FOR CONSTRUCTION - FENCING ADDED
2	8/27/14	DA	REISED FOR CONSTRUCTION - FREE WALLS ADDED
3	7/29/14	DA	FOR CONSTRUCTION
4	8/20/14	DA	FOR APPROVAL ONLY

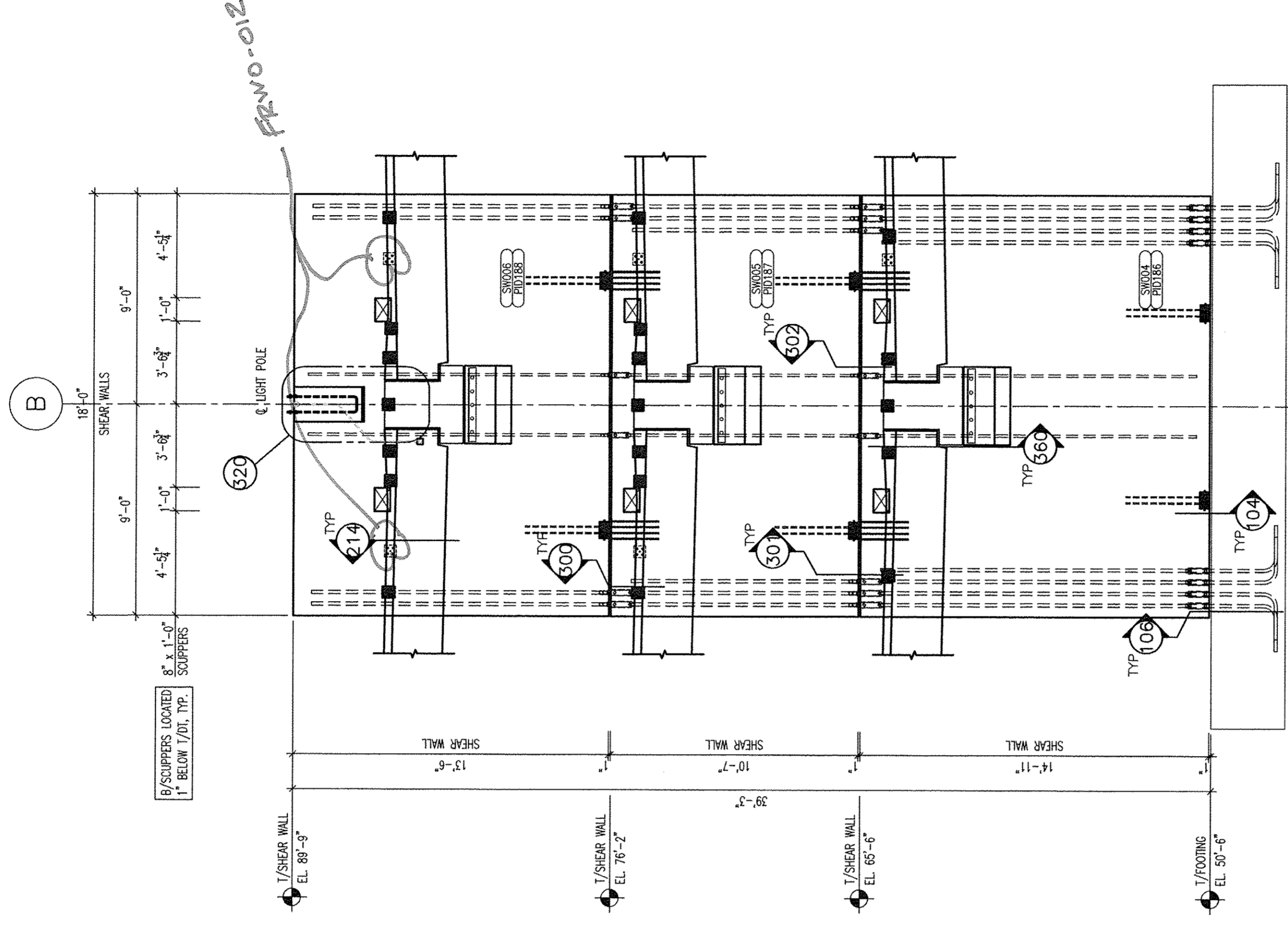
REVISIONS

Proprietary Data is included in the information disclosed herein and is the sole property of the provider. This information is not to be used or disclosed to others for any purpose other than that for which it was provided. The information is not to be used or disclosed to others for any purpose other than that for which it was provided. The information is not to be used or disclosed to others for any purpose other than that for which it was provided. The information is not to be used or disclosed to others for any purpose other than that for which it was provided.

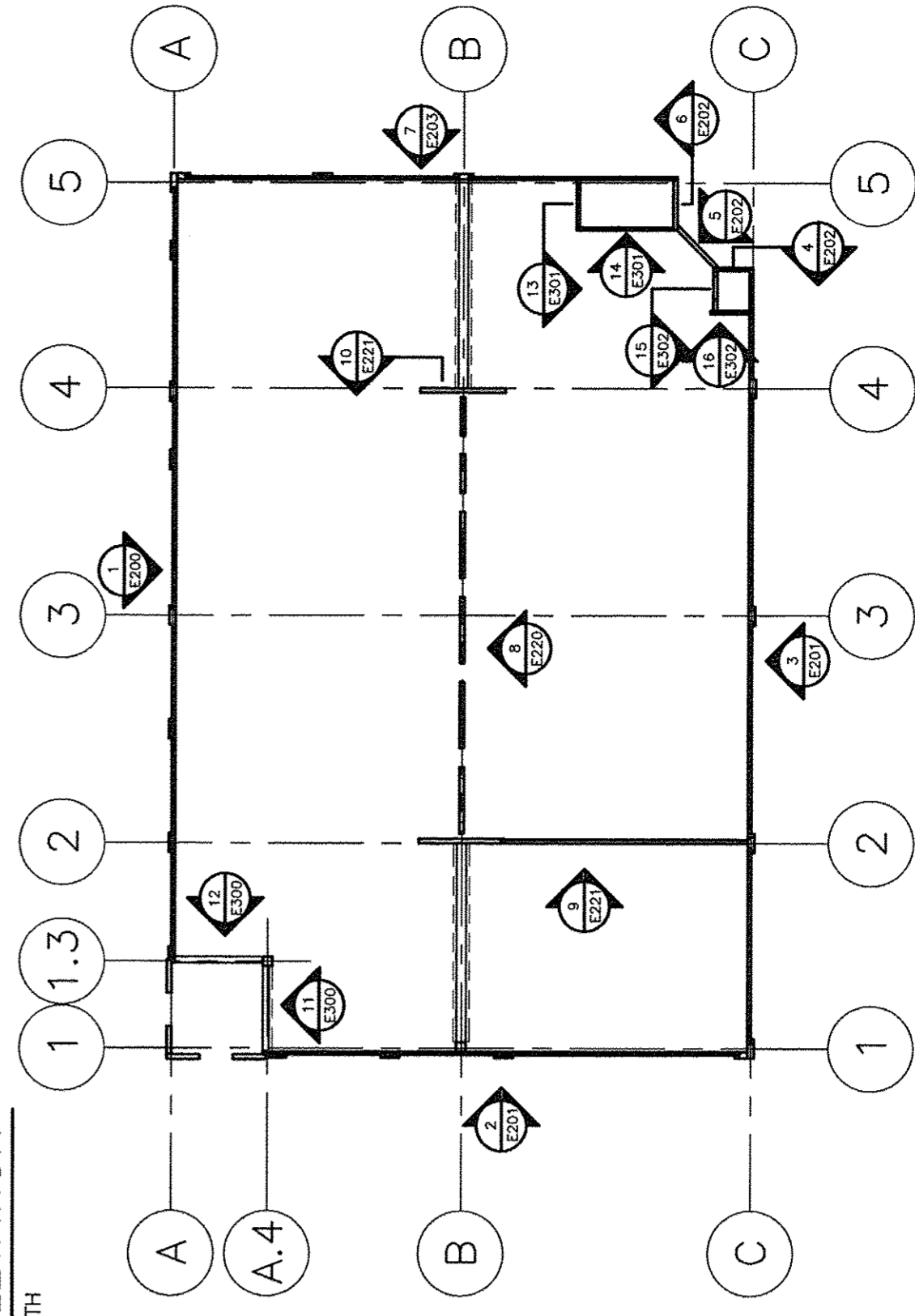
DEVITATES & ASSOCIATES, INC.
P.O. Box 1596 Greenville, S.C. 29601
PHONE: 864-232-8642 FAX: 864-242-4878
WEBSITE: www.devitatesinc.com



9 CLOSURE SPANDREL & SHEAR WALL ELEVATION
ALONG GRID 2 LOOKING SOUTH
SCALE: 1/4" = 1'-0"




10 SHEAR WALL ELEVATION
ALONG GRID A LOOKING NORTH
SCALE: 1/4" = 1'-0"



KEY PLAN
NORTH

Proprietary data is included in the information disclosed herein and is the sole property of the Architect. It is to be used only for the project and site for which it is prepared and neither this document nor the information disclosed herein is to be reproduced, transmitted to other documents or used or disclosed to others for manufacturing or for any other purpose without the prior written consent of the Architect. The use of the Professional Engineering Seal on these drawings by the Specialty Structural Engineer certifies that the structure detailed herein, its member elements and connections, comply with the applicable building codes and regulations and that the requirements set forth in the contract documents by the Structural Engineer of Record. The Structural Engineer of Record (SER) is responsible for the review of these drawings to confirm use of the appropriate building codes, conformance with the design intent of the contract documents, and compliance with applicable laws and regulations. The SER is not responsible for the design of the Performance Specific Elements, concrete formwork, or other items not shown on these drawings.

DEVITA & ASSOCIATES, INC.
P.O. Box 1596 Greenville, S.C. 29601
PHONE: 864-232-6642 FAX: 864-242-4878
WEBSITE: www.devita-inc.com

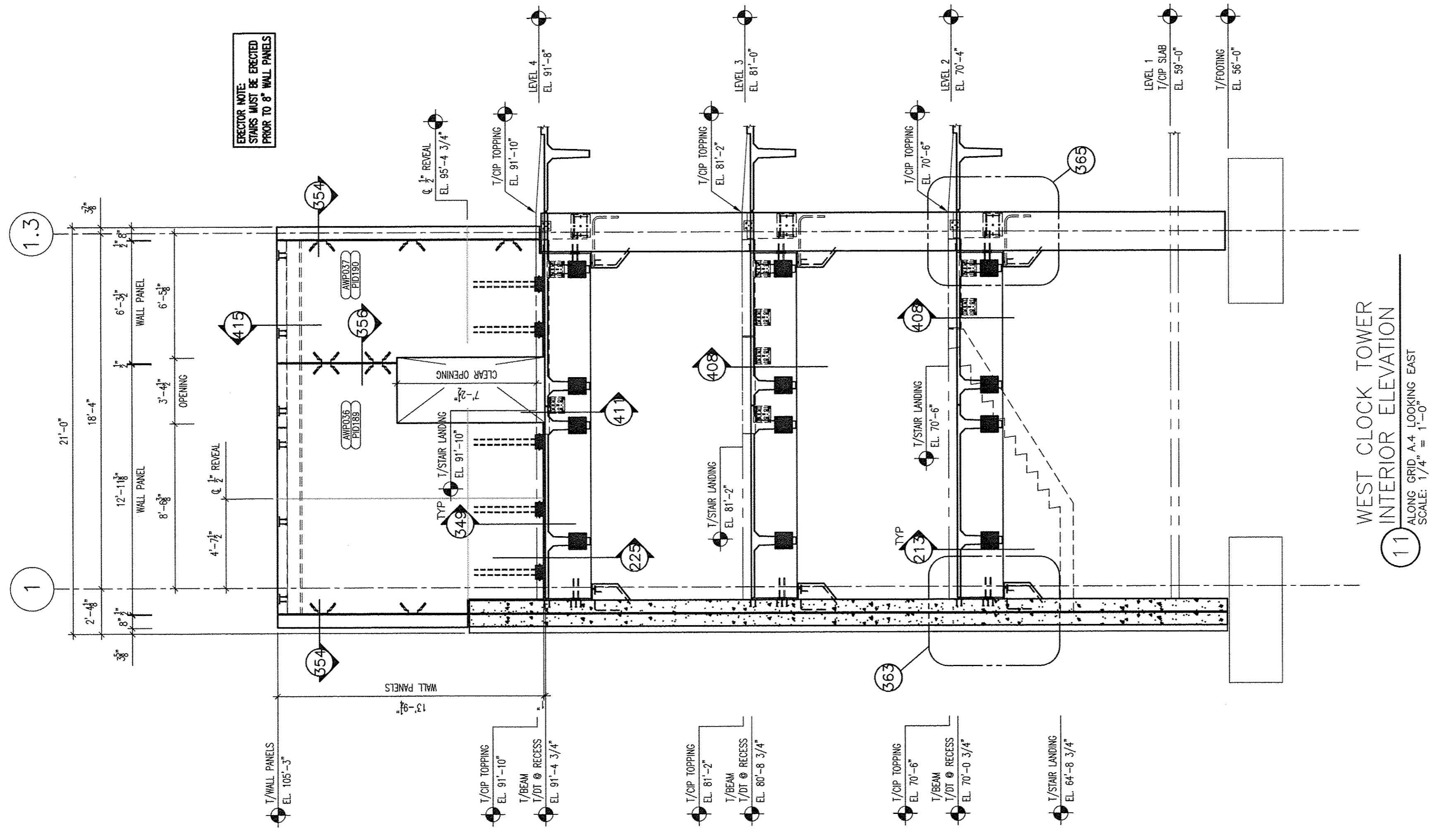


Tindall
TINDALL CORPORATION
VIRGINIA DIVISION
P.O. Box 711, Petersburg, Virginia 23804
(800)381-8447 FAX (800)381-1337

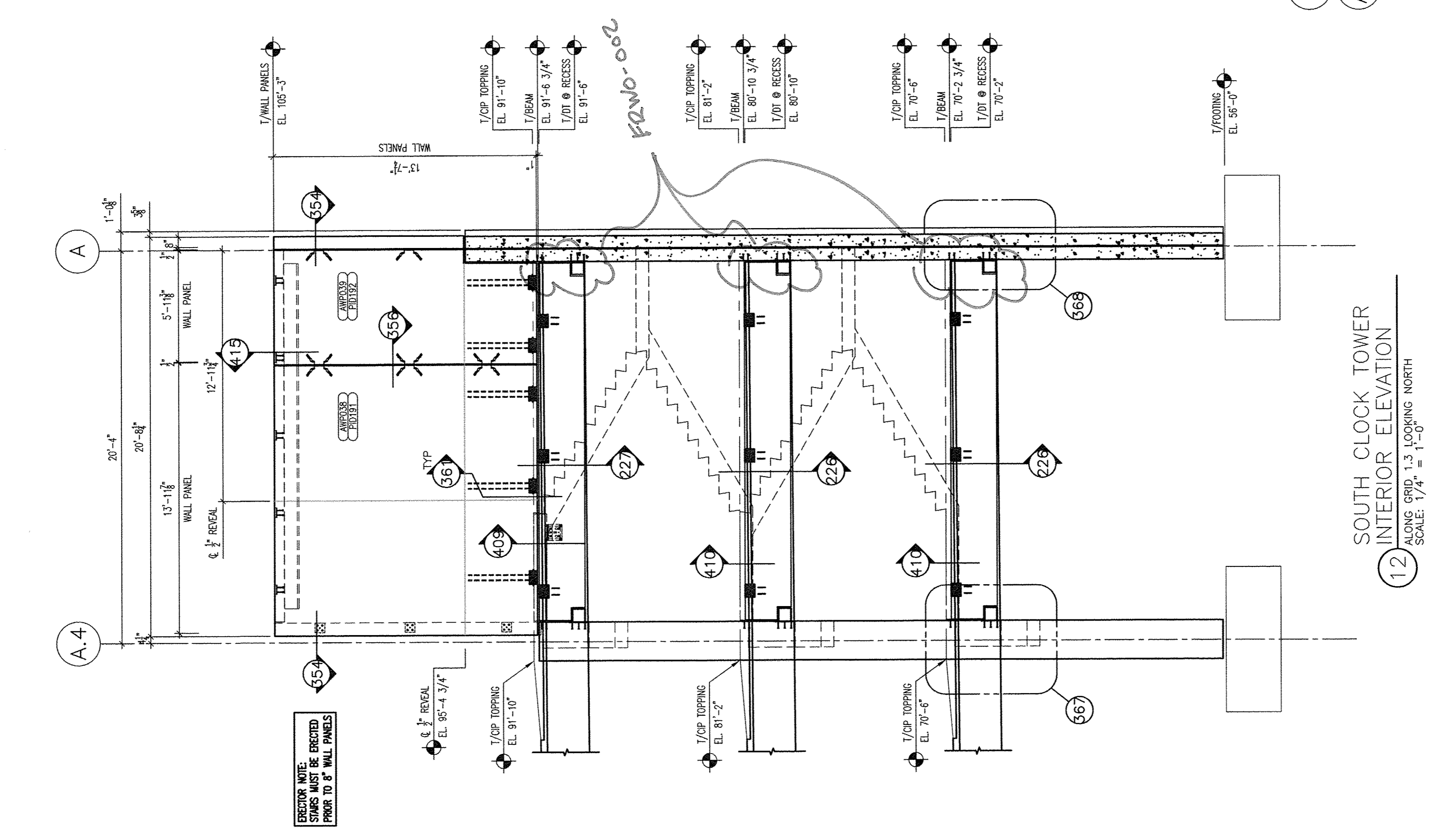
NO.	DATE	BY	DESCRIPTION
1	8/28/14	DA	REDESIGN FOR CONSTRUCTION - CLOSURE SPANDREL ELEVATION
2	8/27/14	DA	REDESIGN FOR CONSTRUCTION - SHEAR WALL ELEVATION
3	8/27/14	DA	REDESIGN FOR CONSTRUCTION - KEY PLAN
4	8/28/14	DA	FOR APPROVAL ONLY

REVISIONS	
ARCHITECT	RGS ARCHITECTURE, PA
CONTRACTOR	BARNHILL CONTRACTING CO.
DATE	9/10/14
SCALE	1/4"
JOB NO.	74503
SHEET	E221

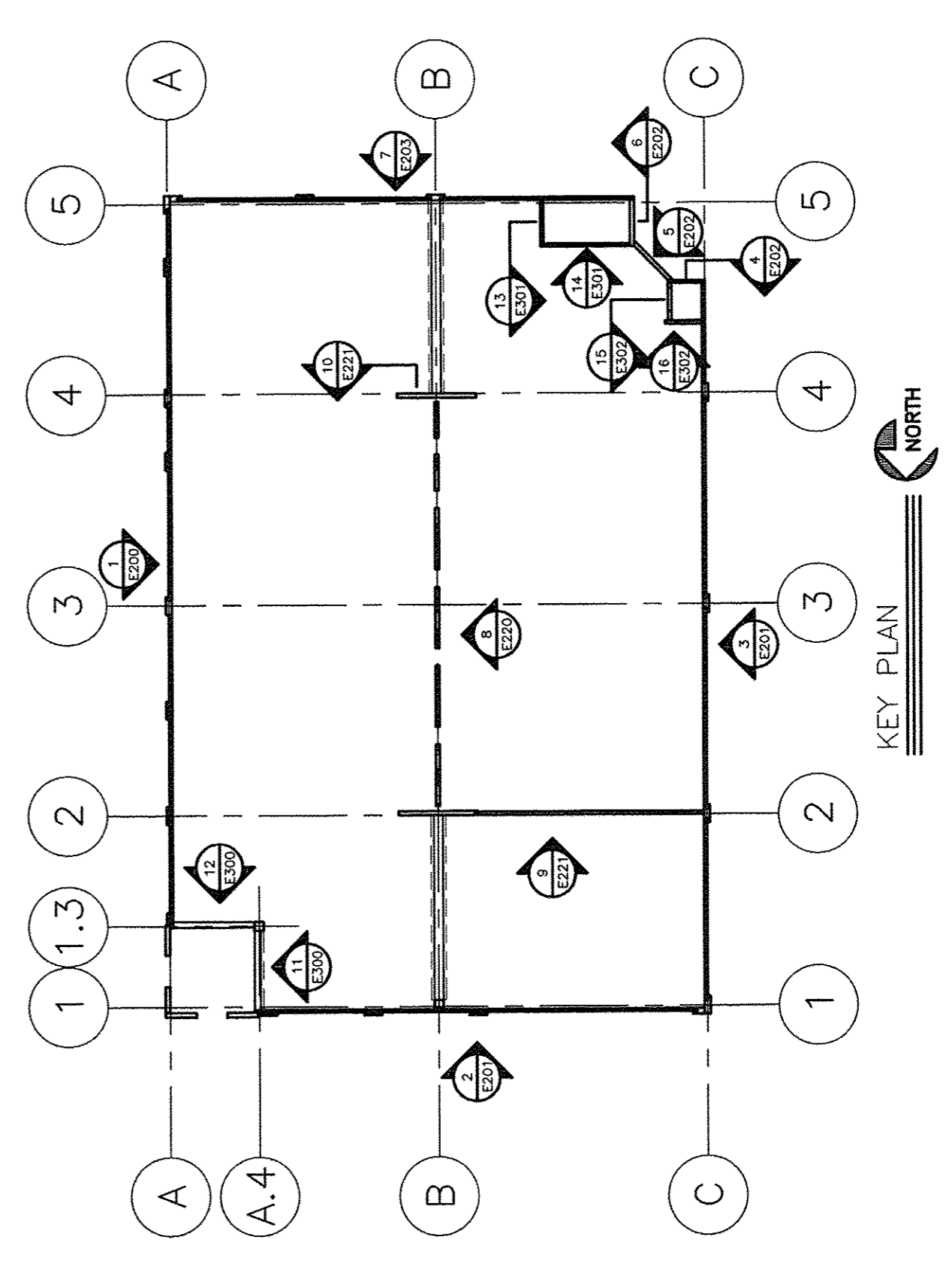
GREENVILLE UPTOWN PARKING GARAGE SHEAR WALL ELEVATIONS
GREENVILLE, NORTH CAROLINA



WEST CLOCK TOWER
INTERIOR ELEVATION
SCALE: 1/2" = 1'-0"
ALONG GRID A-4, LOOKING EAST




SOUTH CLOCK TOWER
INTERIOR ELEVATION
SCALE: 1/2" = 1'-0"
ALONG GRID 1.3, LOOKING NORTH



KEY PLAN

DEVITA & ASSOCIATES, INC.
P.O. Box 1598 Greenville, S.C. 29601
PHONE: 864-232-6642 FAX: 864-242-4878
WEBSITE: www.devita-inc.com

Proprietary data is included in the information disclosed herein and is the sole property of TINDALL CORPORATION, VIRGINIA DIVISION. This information is submitted in confidence and is not to be used for any other purpose except as specifically authorized in writing by TINDALL CORPORATION. The design herein is the property of TINDALL CORPORATION. TINDALL CORPORATION, VIRGINIA DIVISION, certifies that the structure designed herein, its member elements and connections, are designed in accordance with applicable codes and project specific requirements as set forth in the contract documents by the Structural Engineer of Record. It is the responsibility of the engineer of record to confirm that the design complies with the applicable codes and project specific requirements. TINDALL CORPORATION and its representatives are not responsible for the design of the performance specified elements contained herein.

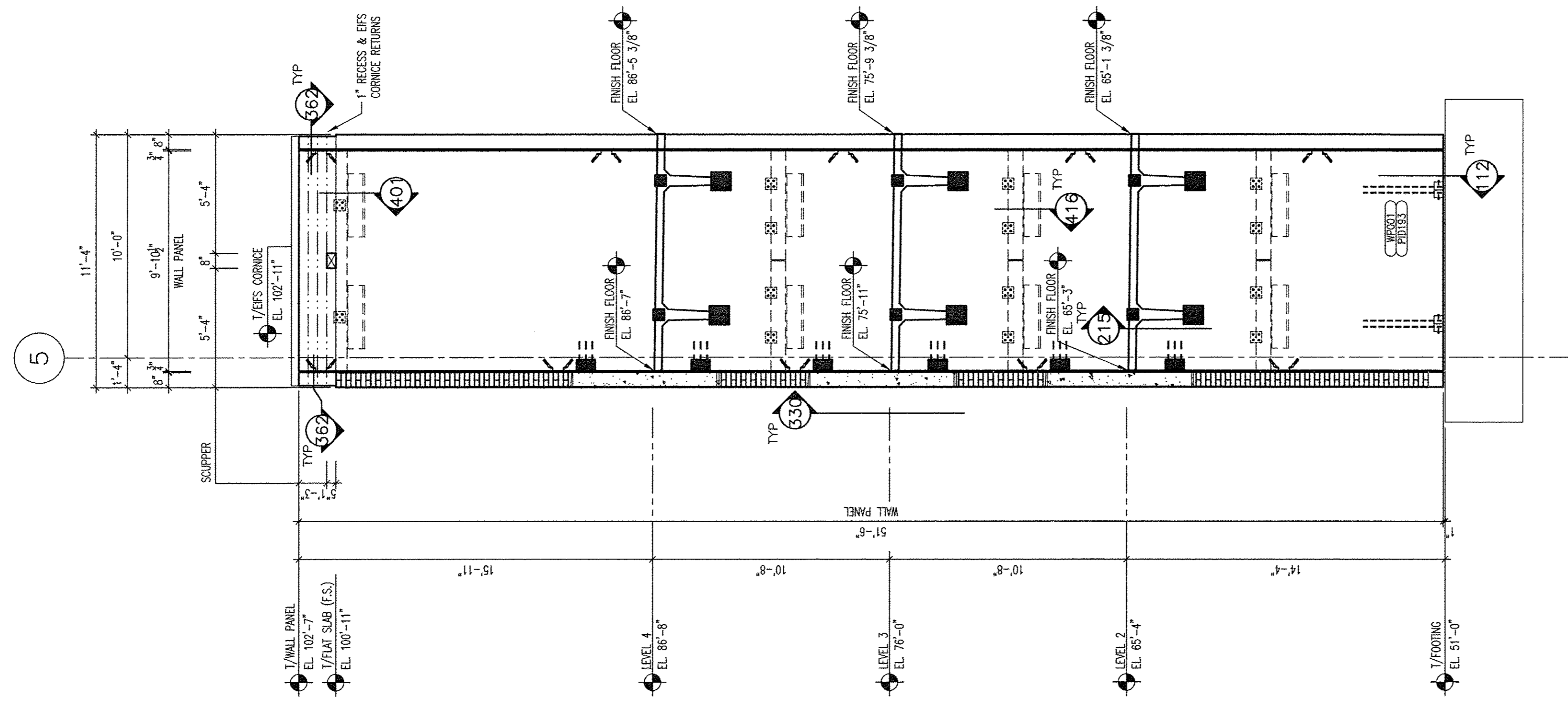


Tindall
TINDALL CORPORATION
VIRGINIA DIVISION
P.O. Box 711, PETERSBURG, VIRGINIA 23904
PHONE: 804-747-5000 FAX: 804-747-5000

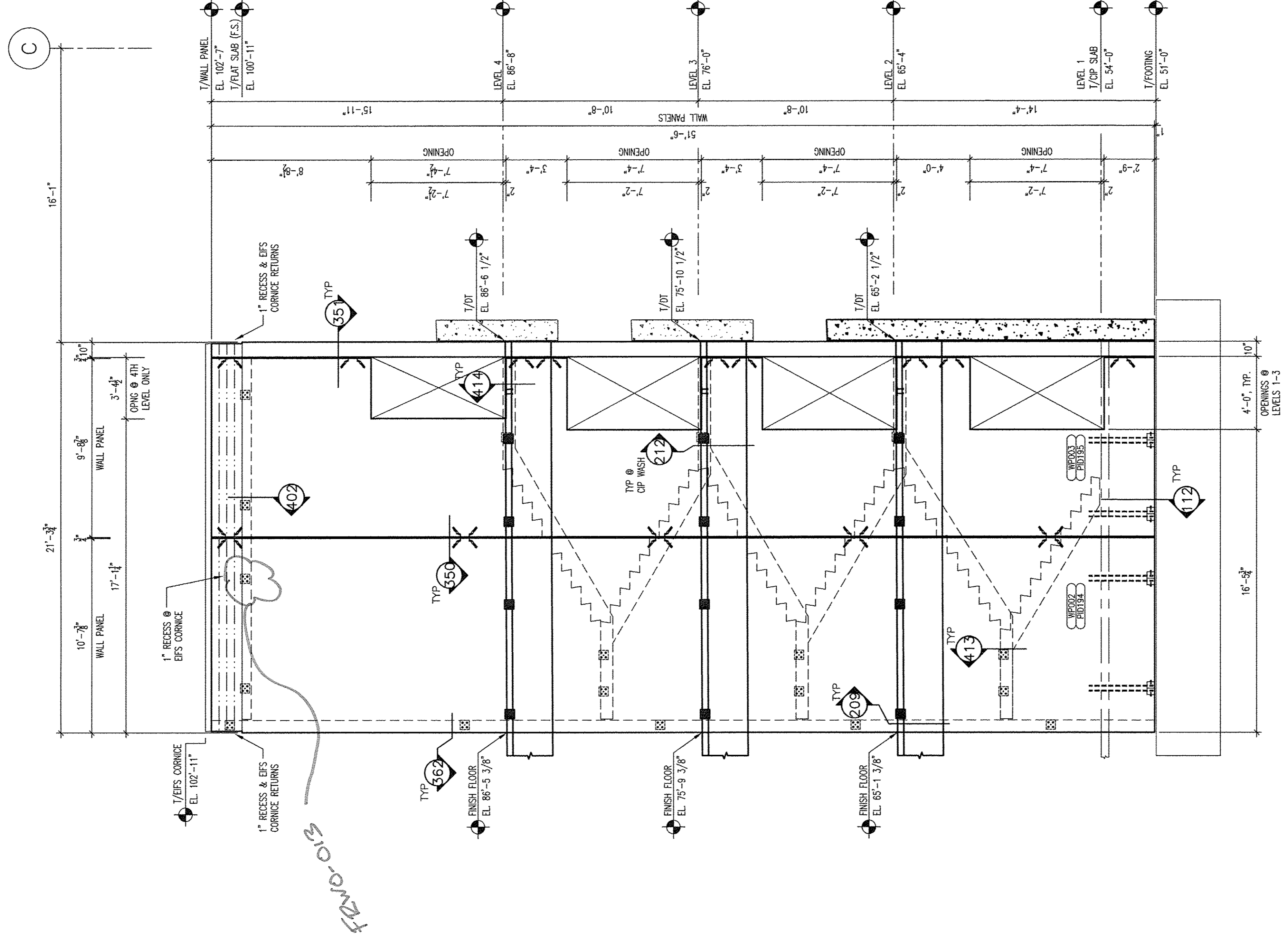
REVISIONS	
NO.	DESCRIPTION
1	FOR CONSTRUCTION
2	FOR APPROVAL ONLY - STAIRS AND ELEVATORS
3	FOR APPROVAL ONLY - STAIRS AND ELEVATORS
4	FOR APPROVAL ONLY - STAIRS AND ELEVATORS
5	FOR APPROVAL ONLY - STAIRS AND ELEVATORS

GREENVILLE UPTOWN PARKING GARAGE CLOCK TOWER ELEVATIONS GREENVILLE, NORTH CAROLINA

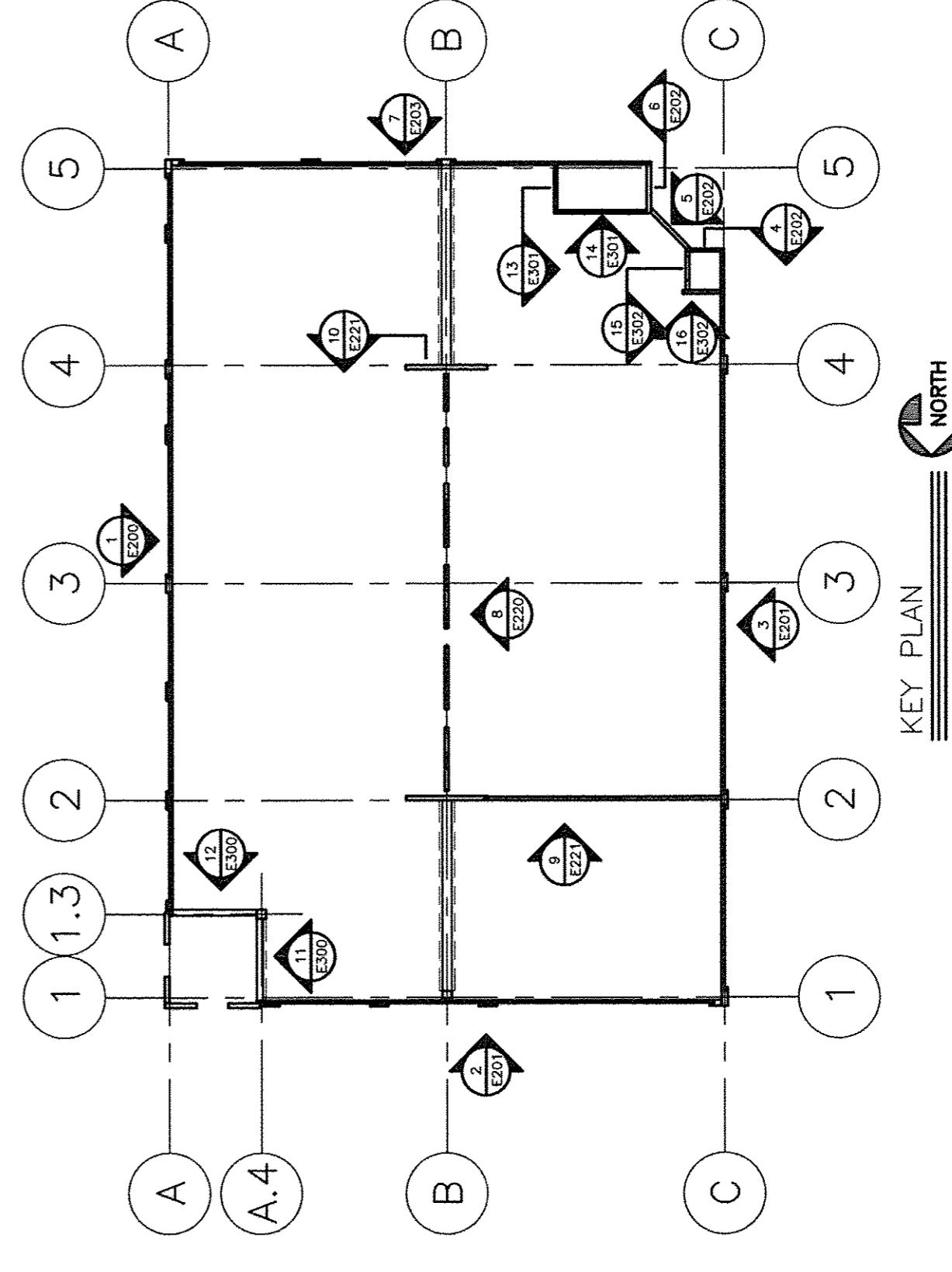
ARCHITECT: RCO ARCHITECTURE, PA
CONTRACT NO.: BARNHILL CONTRACTING CO.
DRAWN: DAU DATE: 4/8/14 CHECKS: DAU DATE: 5/22/14 SCALE: 1/4" = 1'-0" JOB NO.: 74503 SHEET: E300



13 EAST ELEVATION
STAIR #1
NEAR GRID B LOOKING WEST
SCALE: 1/4" = 1'-0"




14 NORTH ELEVATION
STAIR #1
NEAR GRID 3 LOOKING SOUTH
SCALE: 1/4" = 1'-0"



KEY PLAN
NORTH

DEVITA & ASSOCIATES, INC.
P.O. Box 1596 Greenville, S.C. 29601
PHONE: 864-232-8642 FAX: 864-242-4878
WEBSITE: www.devita-inc.com

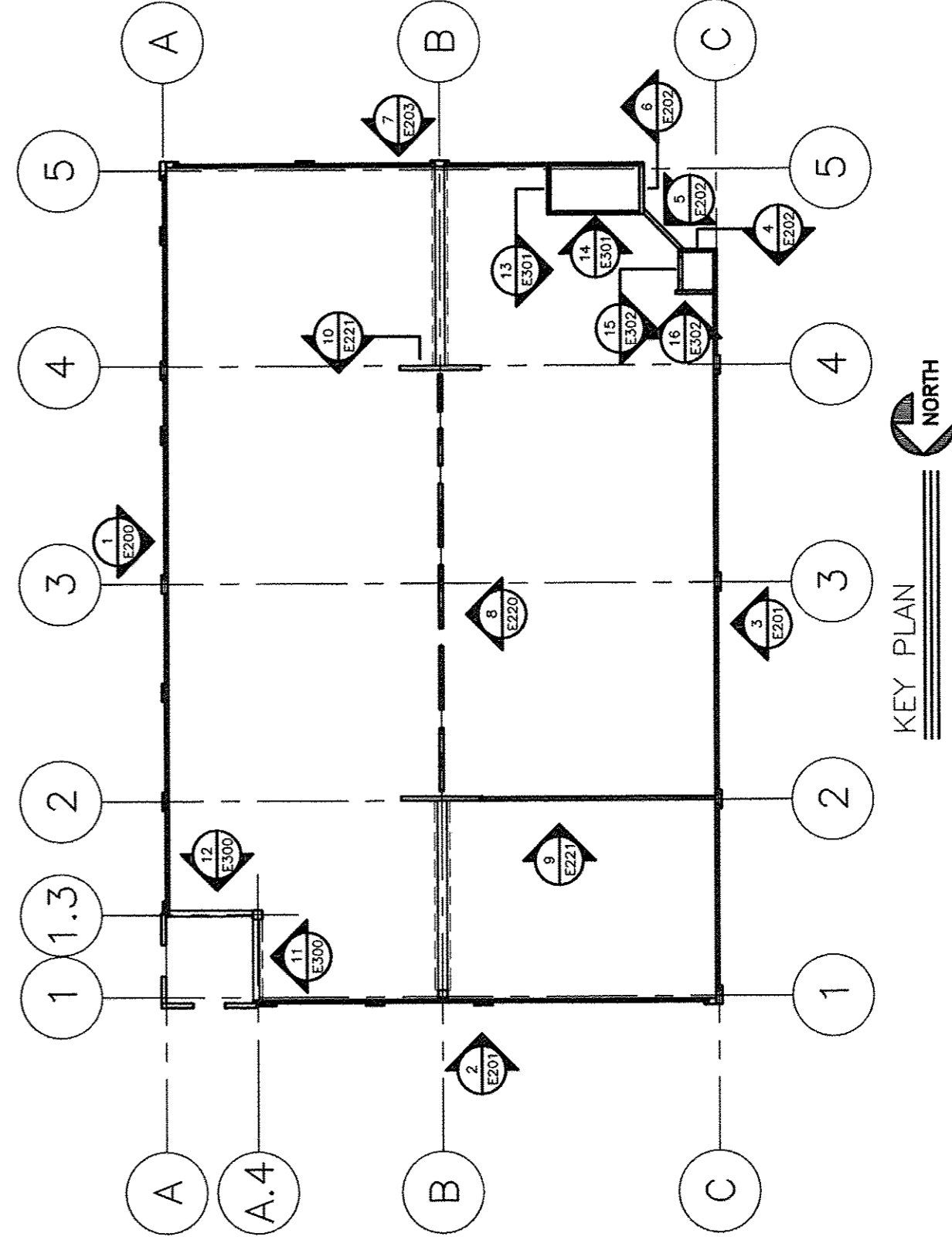
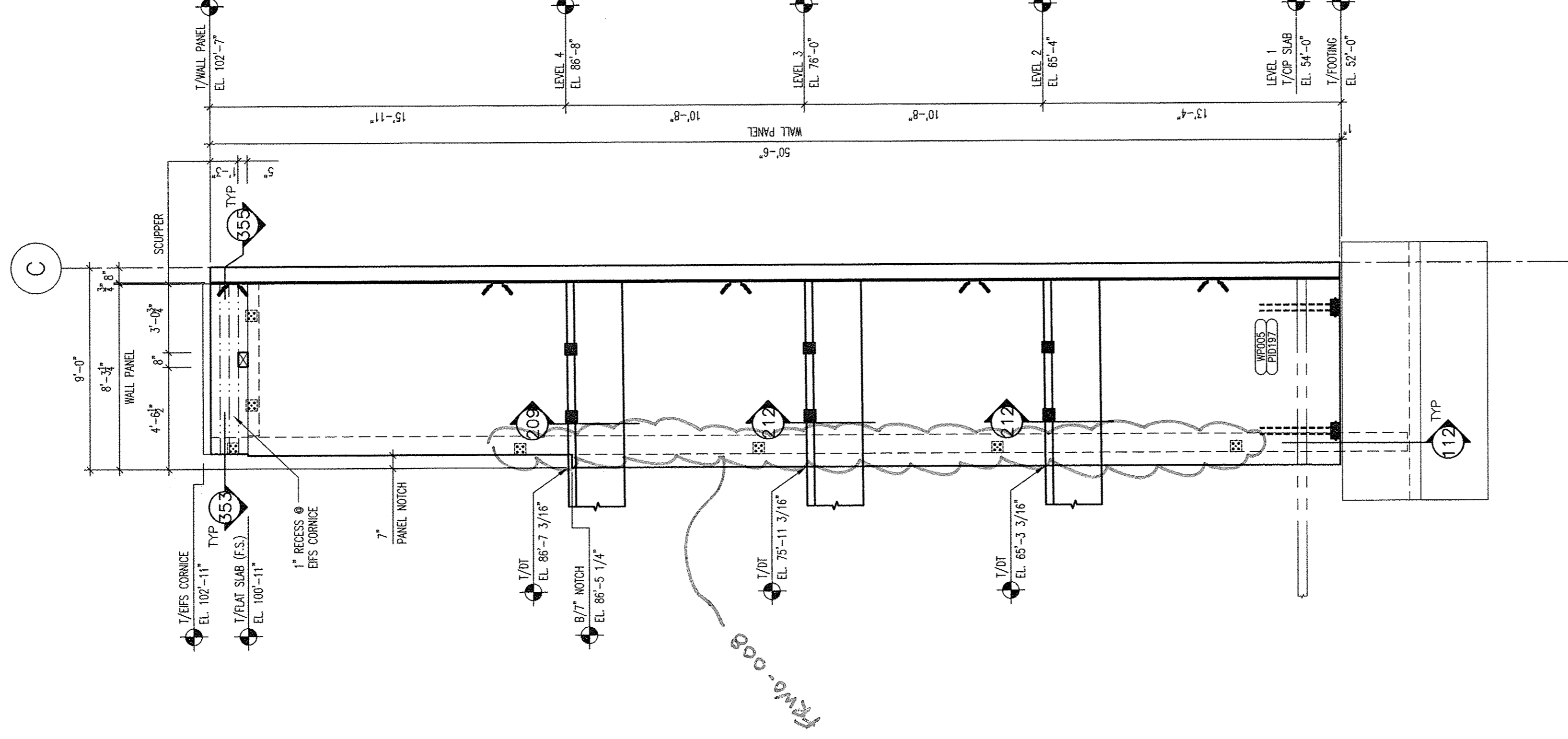
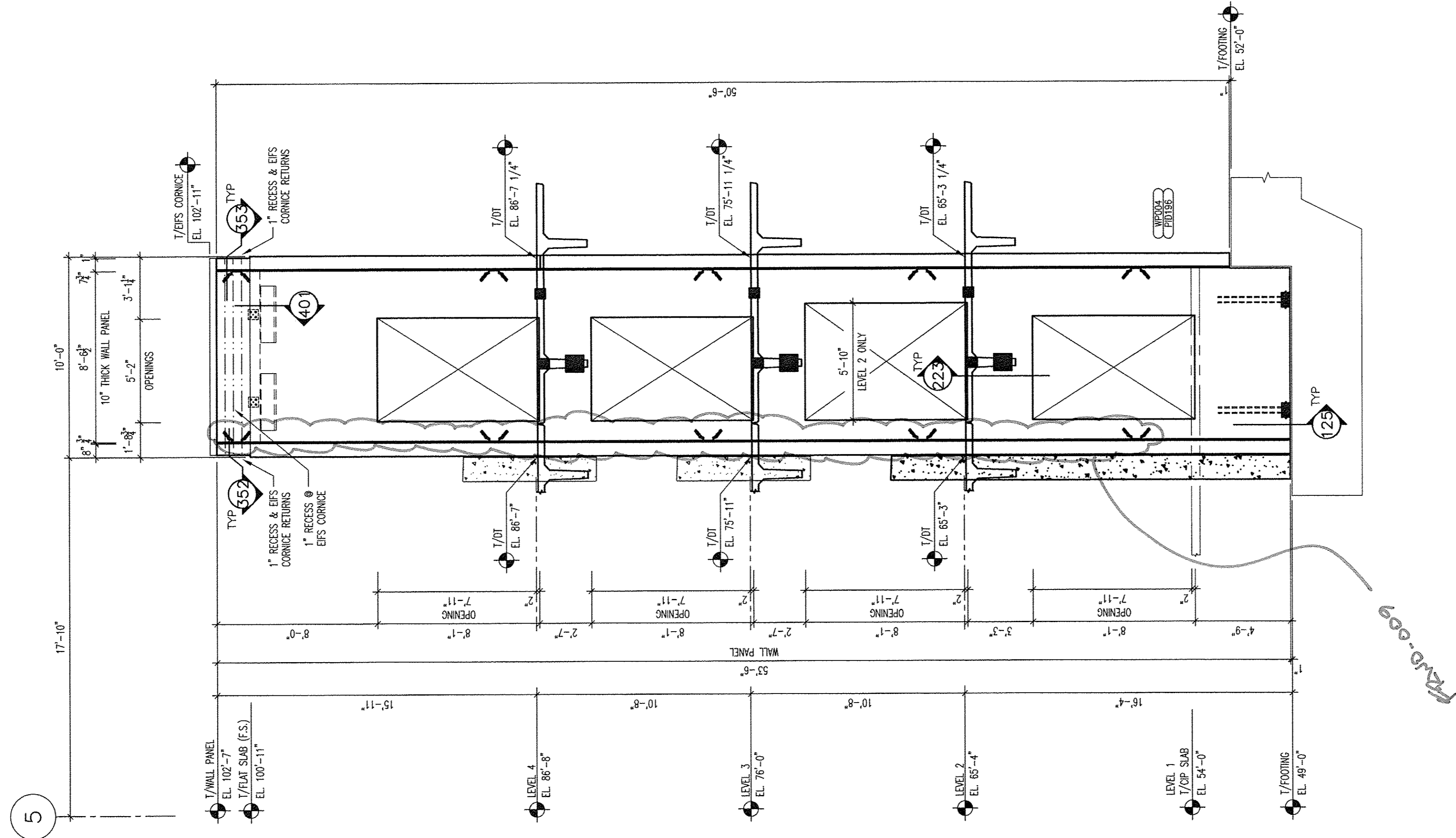
Proprietary Data is included in the information disclosed herein and is the sole property of Tindall Corporation, Virginia Division. This information is admitted in confidence to other elements or used or disclosed to others for manufacturing or for any other purpose except as specifically authorized in writing by Tindall Corporation. The use of the Professional Engineering Seal on these drawings by the Specialty Structural Engineer certifies that the structure detailed herein, its member elements and connections, are designed in accordance with applicable codes and project specific requirements as set forth in the contract documents. The Structural Engineer of Record (SER) is responsible for the design and confirm use of the appropriate building codes, conformance with the design intent of the overall structural system and for coordination with other structural elements. The SER is not responsible for the design of the Performance Specified Elements contained herein.



Tindall
TINDALL CORPORATION
VIRGINIA DIVISION
P.O. Box 711, Petersburg, Virginia 23804
PHONE: 804-681-8447 FAX: 804-681-1537

GREENVILLE UPTOWN PARKING GARAGE STAIR #1 ELEVATIONS
ARCHITECT: RBS ARCHITECTURE, PA
CONTRACTOR: BARRHILL CONTRACTING CO.
DRAWN: DM 4/16/14
CHECKED: DM 5/22/14
DATE: 1/4
NO. 74503
E501

REVISIONS	
NO.	DESCRIPTION
1	FOR CONSTRUCTION
2	FOR APPROVAL ONLY
3	FOR APPROVAL ONLY



DEVITAIN & ASSOCIATES, INC.
P.O. Box 1596 Greenville, S.C. 29601
PHONE: 864-232-6642 FAX: 864-242-4878
WEBSITE: www.devitainc.com

Proprietary data is included in the information disclosed herein and is the sole property of TINDALL CORPORATION, VIRGINIA DIVISION. This information is submitted in confidence and is not to be distributed, copied, or used for any other purpose without the written consent of TINDALL CORPORATION. The information is intended for use only for the project and location specified herein. No other person or entity is authorized to use this information for any other project or location. The information is not to be used for any other project or location without the written consent of TINDALL CORPORATION. The information is not to be used for any other project or location without the written consent of TINDALL CORPORATION. The information is not to be used for any other project or location without the written consent of TINDALL CORPORATION.



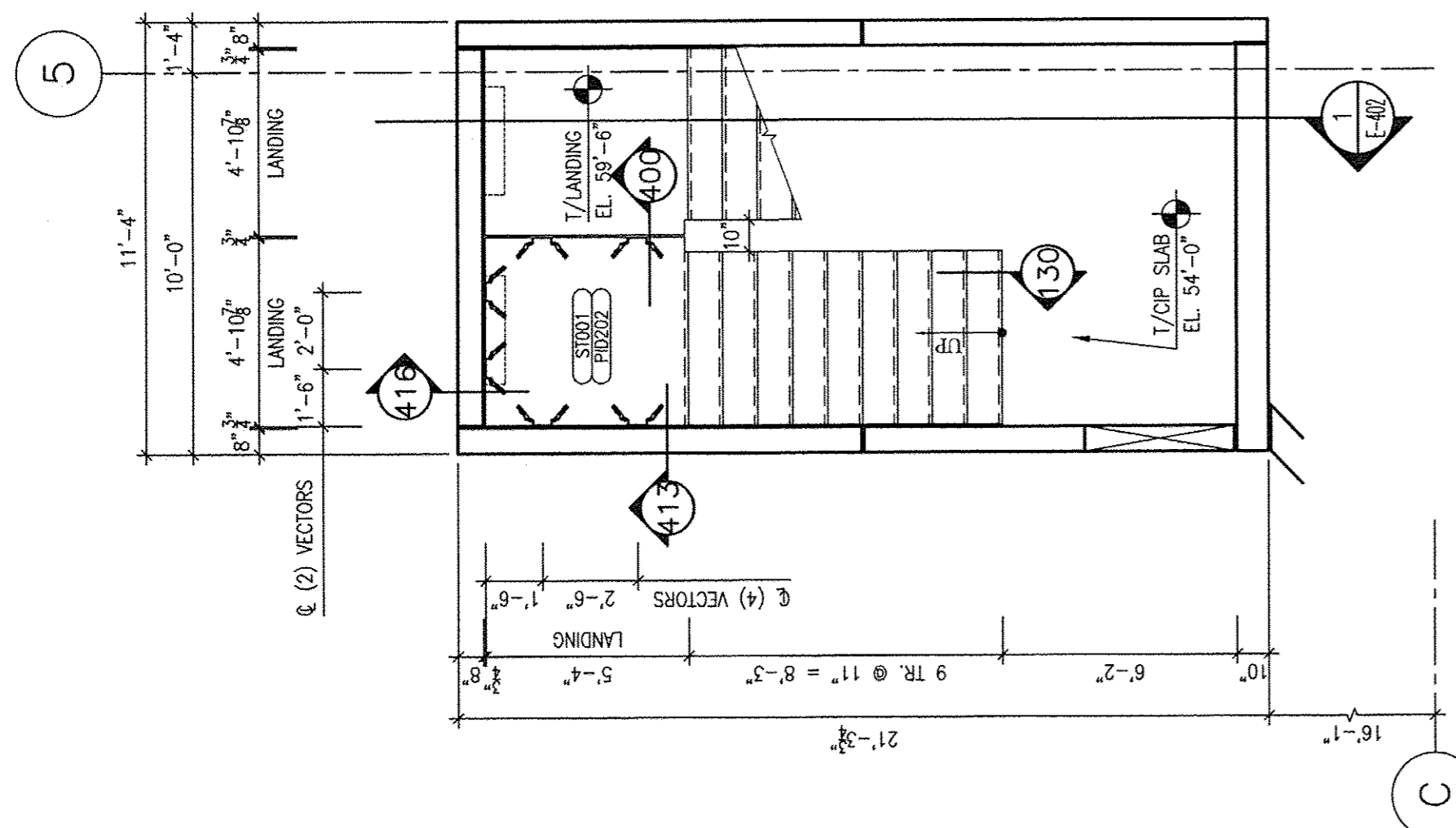
Tindall CORPORATION
VIRGINIA DIVISION
P.O. BOX 711, PETERSBURG, VIRGINIA 28004
PHONE: 804-385-4447 FAX: 804-385-1337

GREENVILLE UPTOWN PARKING GARAGE ELEVATOR ELEVATIONS
GREENVILLE, NORTH CAROLINA

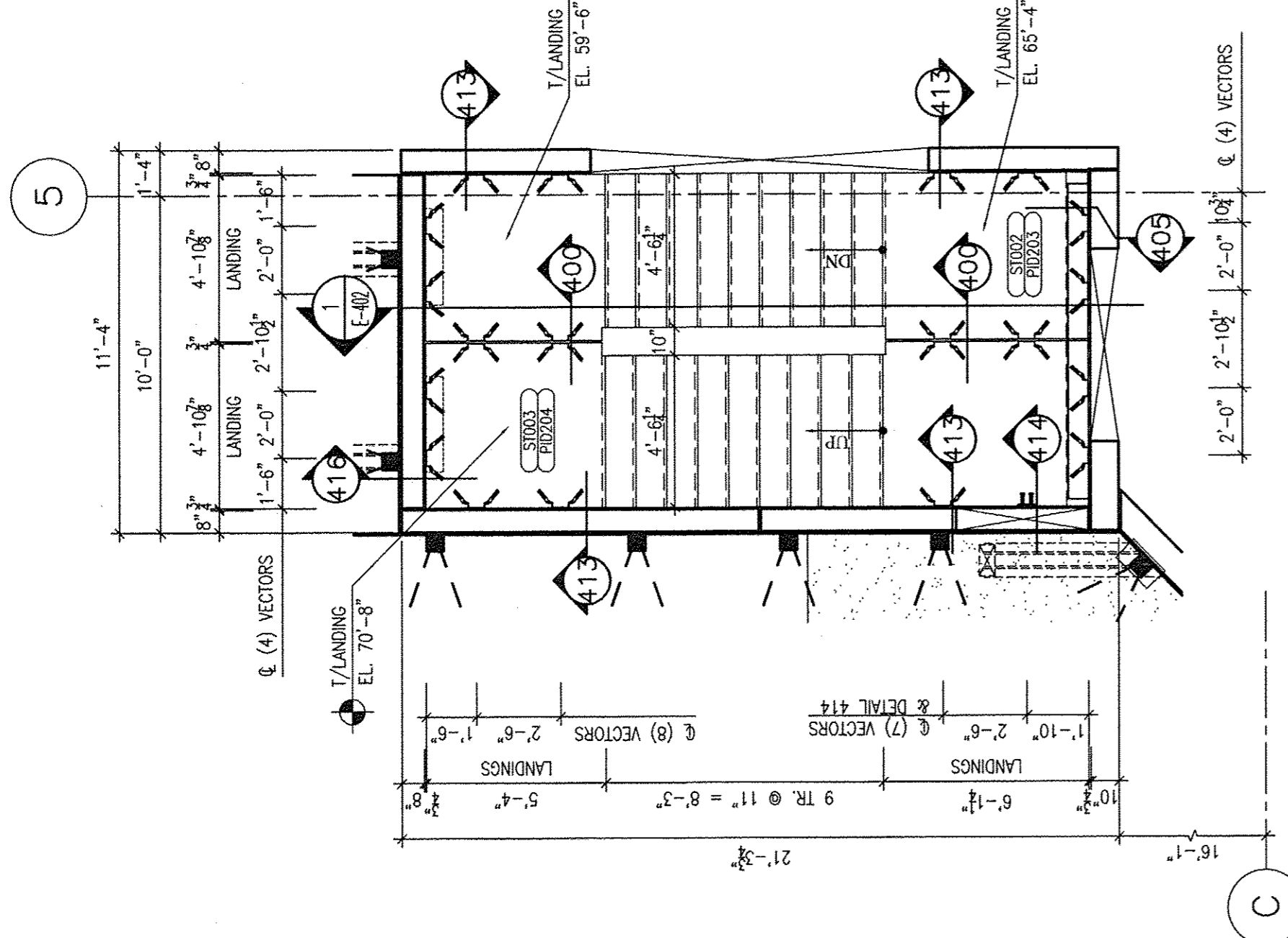
ARCHITECT	ARCHITECTURE, PA	CONTRACTOR	CONTRACTING, CO.
DRAWN BY	DATE	DATE	DATE
DN	4/15/14	DN	5/22/14
SCALE	1/4"	SCALE	1/4"
JOB NO.	74503	JOB NO.	74503
SHEET	E302	SHEET	E302

NO.	DATE	BY	DESCRIPTION
1	7/29/14	DN	FOR CONSTRUCTION
2	8/28/14	DN	FOR APPROVAL ONLY - STAIRS AND ELEVATORS
3	8/28/14	DN	FOR APPROVAL ONLY

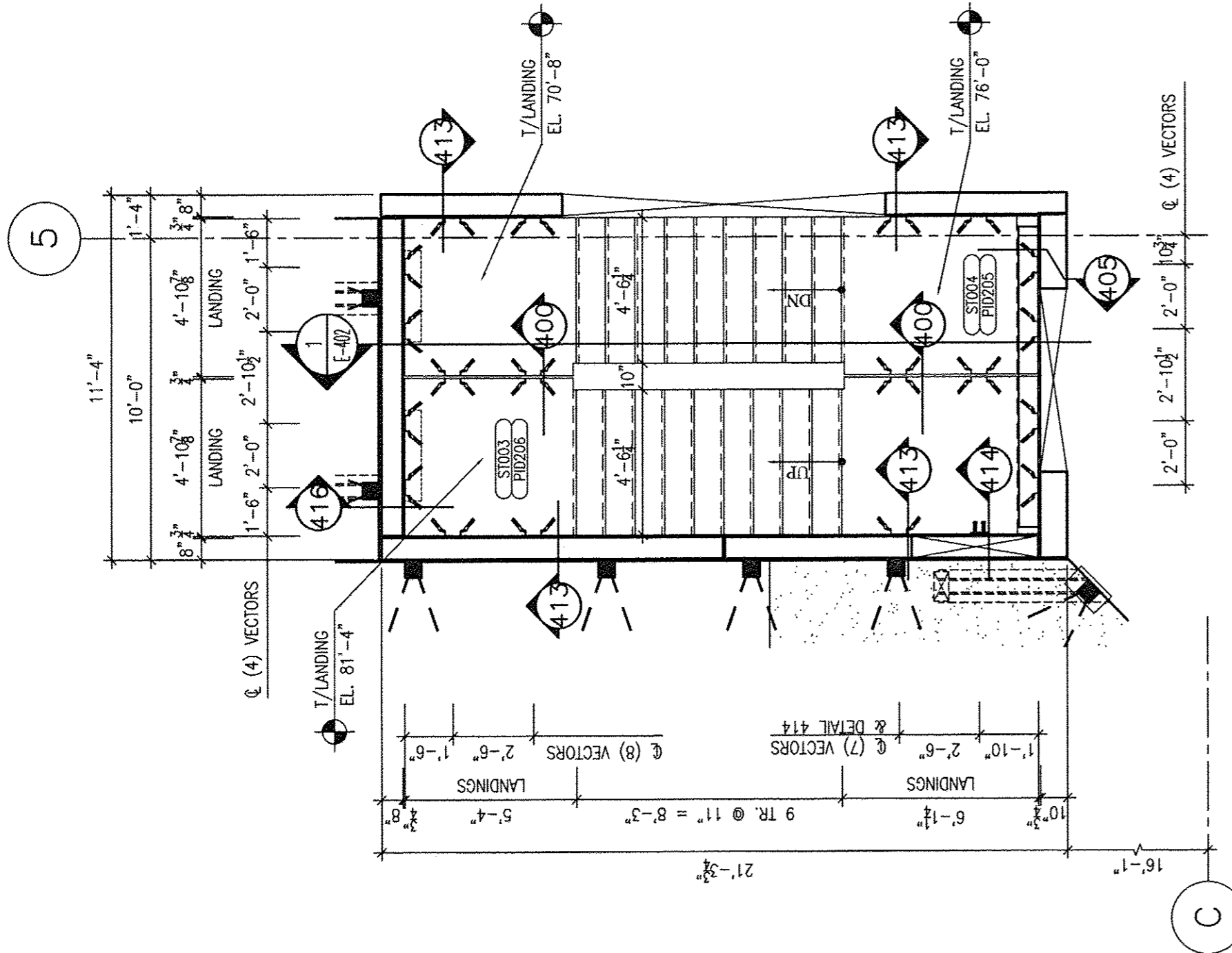
REVISIONS



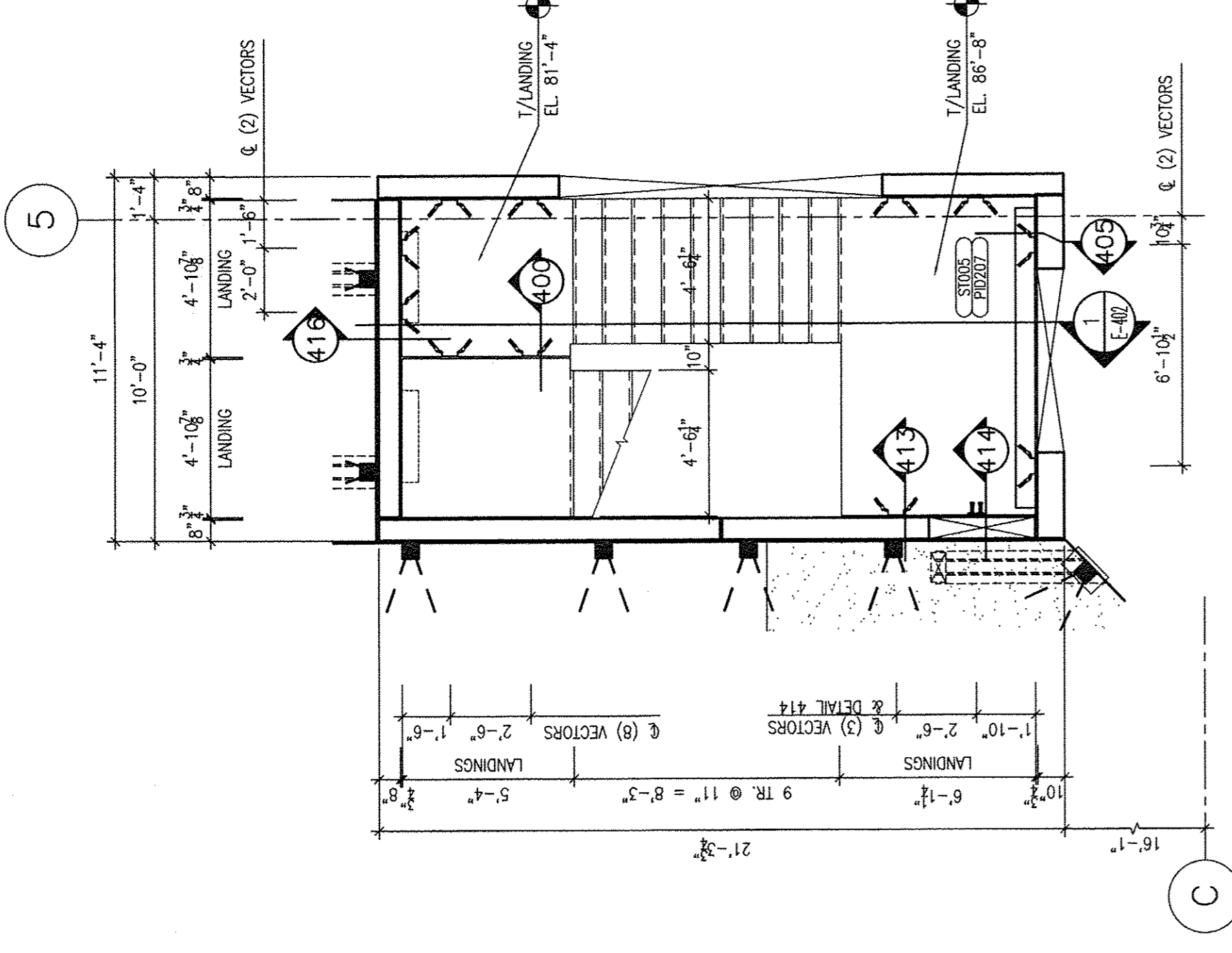
1 STAIR #1
LEVEL 1 PLAN
SCALE: 1/4" = 1'-0"



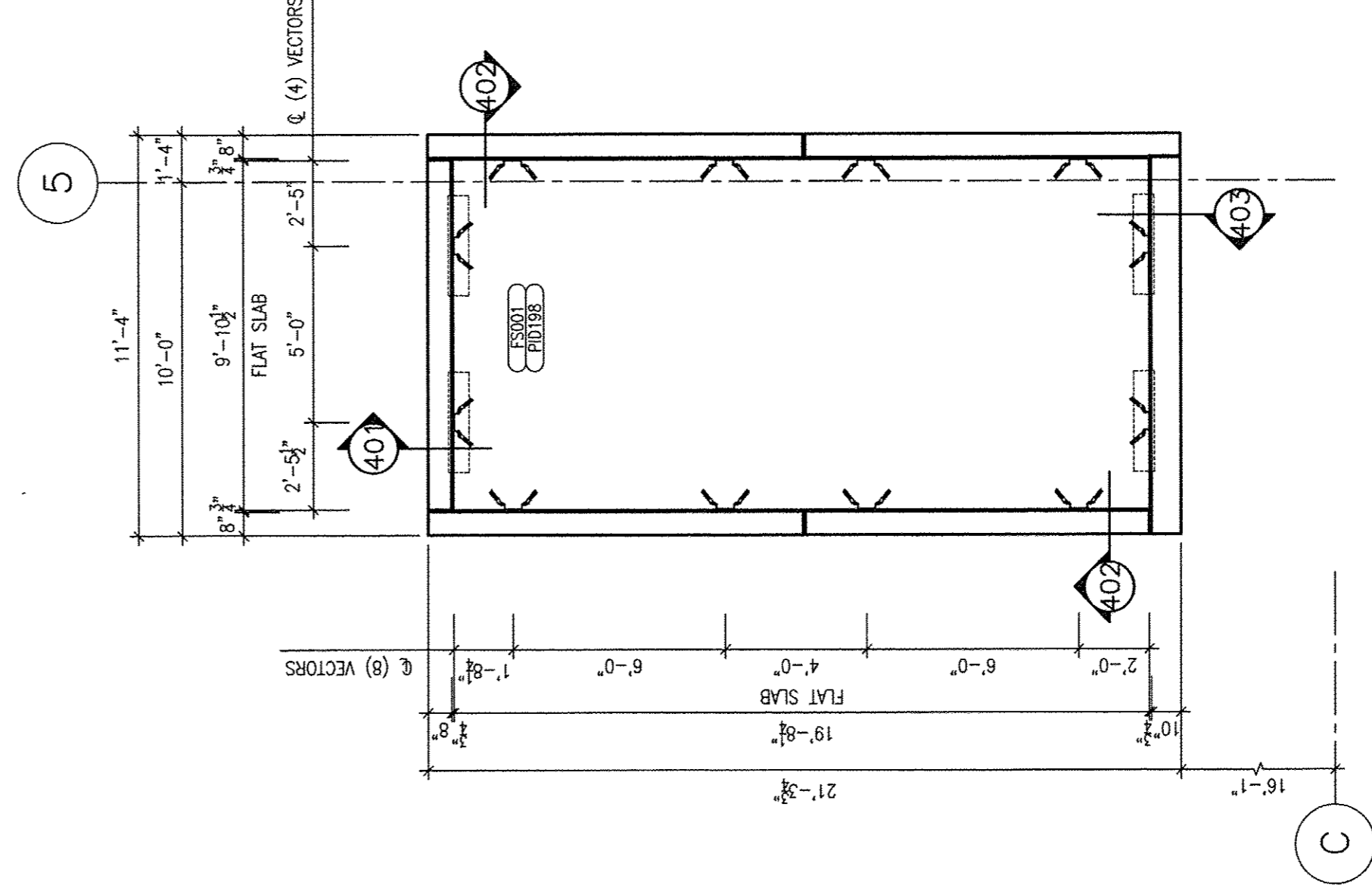
2 STAIR #1
LEVEL 2 PLAN
SCALE: 1/4" = 1'-0"



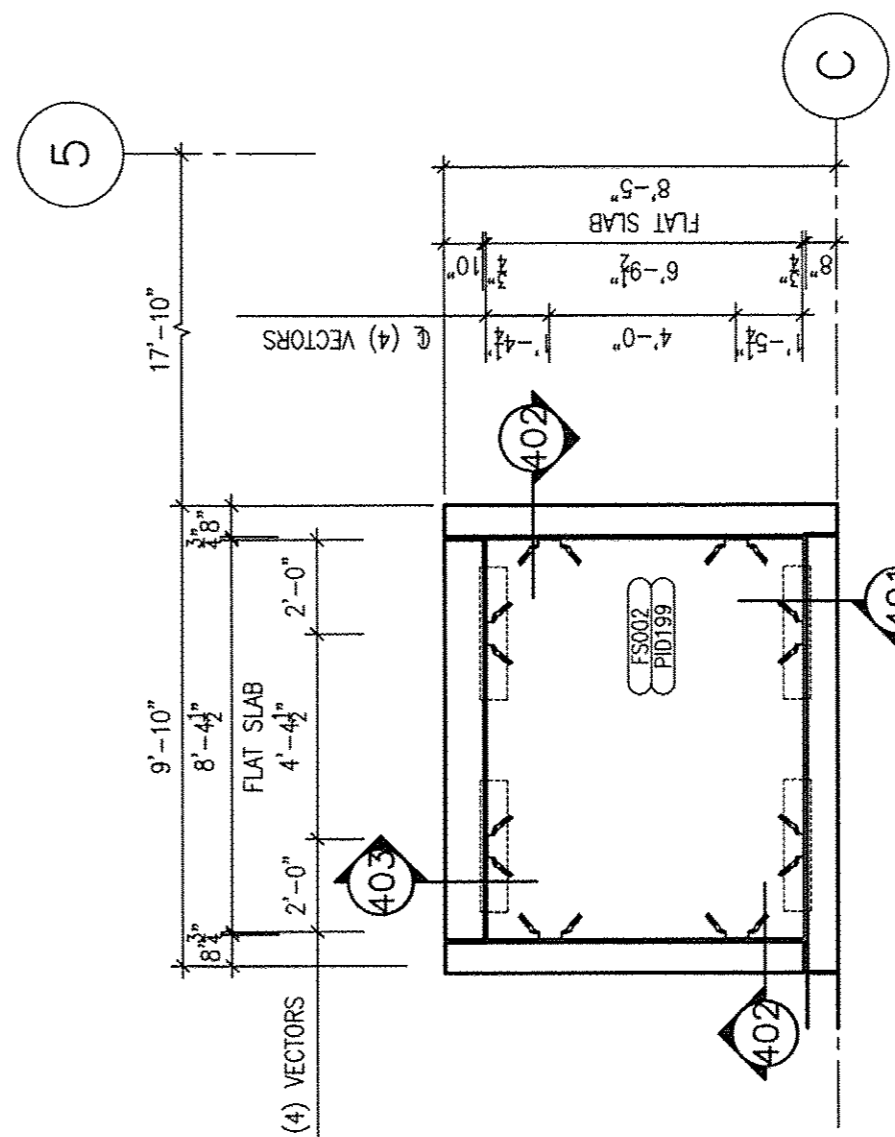
3 STAIR #1
LEVEL 3 PLAN
SCALE: 1/4" = 1'-0"



4 STAIR #1
LEVEL 4 PLAN
SCALE: 1/4" = 1'-0"



5 STAIR #1
ROOF SLAB PLAN
SCALE: 1/4" = 1'-0"



6 ELEVATOR SHAFT
ROOF SLAB PLAN
SCALE: 1/4" = 1'-0"

DEVITA & ASSOCIATES, INC.
P.O. Box 1596 Greenville, S.C. 29601
PHONE: 864-232-6642 FAX: 864-242-4878
WEBSITE: www.devita-inc.com

Proprietary Data is included in the information disclosed herein and is the sole property of TINDALL CORPORATION, VIRGINIA DIVISION. This information is being used in confidence and is not to be disseminated to other documents or used for manufacturing or for other purposes without the express written consent of TINDALL CORPORATION, VIRGINIA DIVISION. The use of the Professional Engineering Seal on these drawings by the Signatory Structural Engineer certifies that the structure detailed herein, its member elements and connections, conform to the applicable building codes, and the requirements of the State of Virginia. The Signatory Structural Engineer of Record (SEP) is responsible for the review of these drawings to confirm use of the appropriate building codes, conformance with the design intent of the overall structural system and for coordination with other structural elements. The SEP is not responsible for the design of the Performance Grading Elements contained herein.

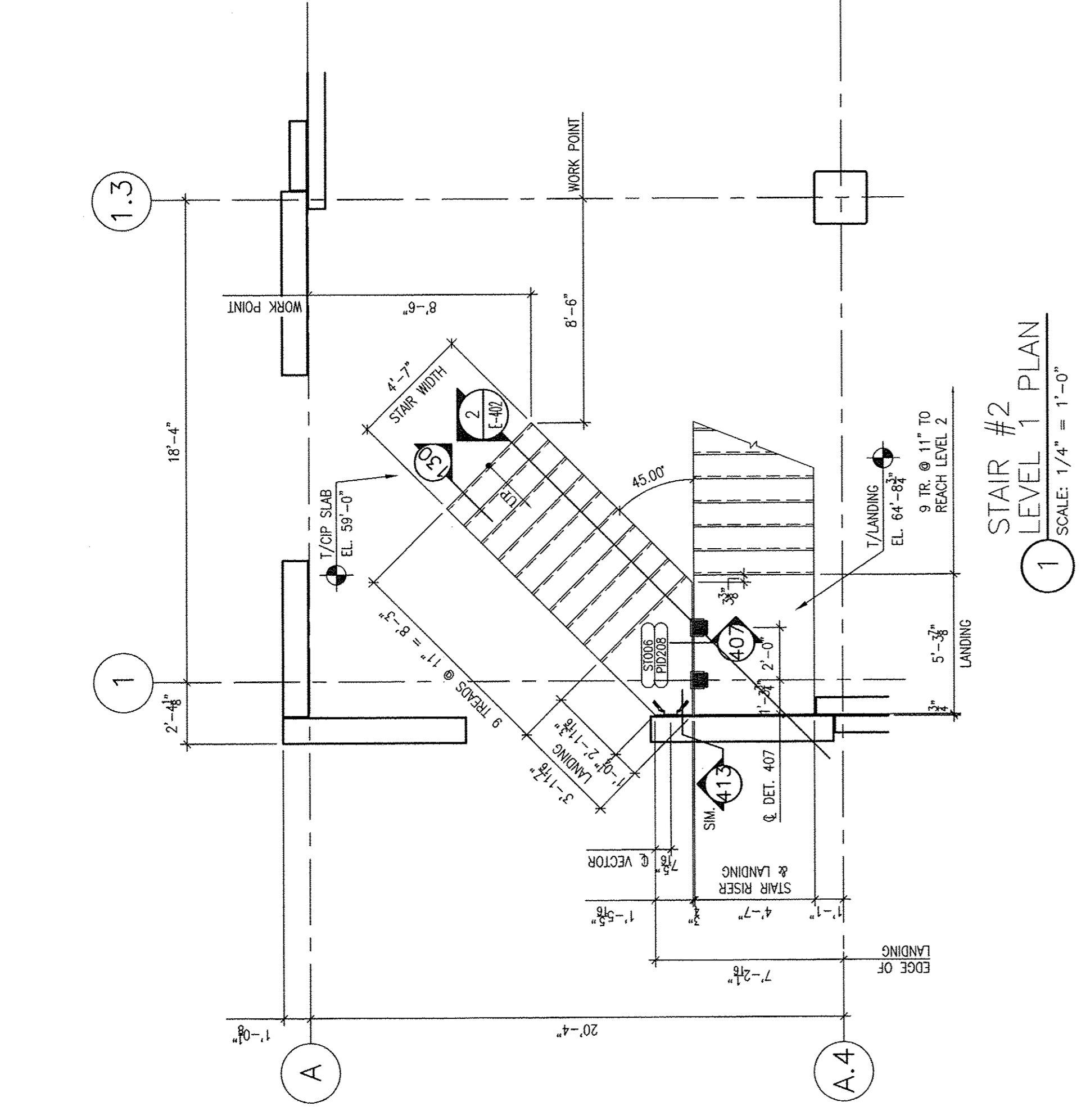


Tindall
TINDALL CORPORATION
VIRGINIA DIVISION
P.O. Box 711, PETERSBURG, VIRGINIA 23804
(804)981-8447 FAX (804)981-1537

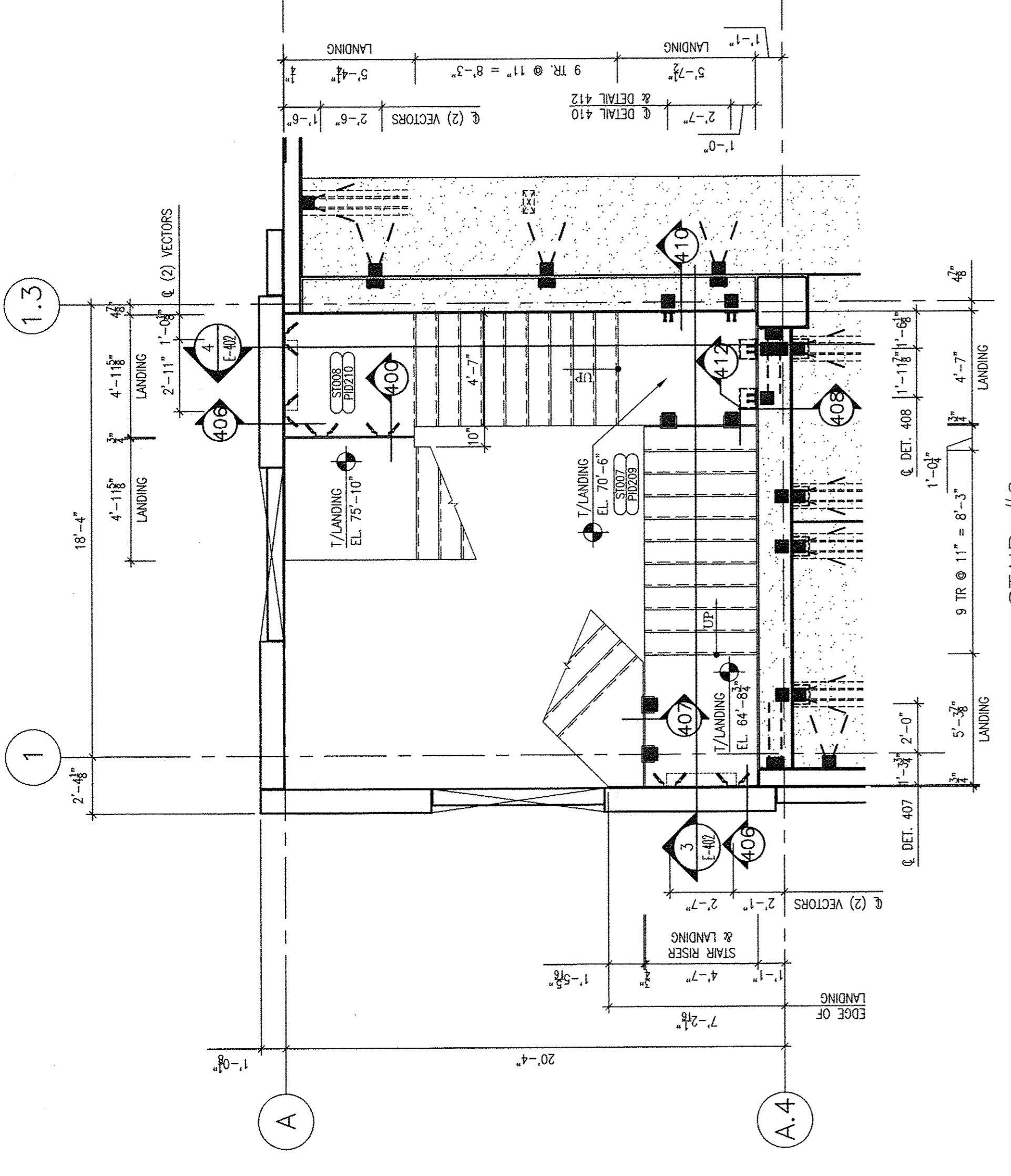
**GREENVILLE UPTOWN
PARKING GARAGE
STAIR #1 PLANS, ELEV. ROOF
GREENVILLE, NORTH CAROLINA**

ARCHITECTS: RGG ARCHITECTURE, PA
DRAWN: DA DATE: 4/16/14
CHECKED: DA DATE: 5/22/14
CONTRACTOR: BARNHILL CONTRACTING CO.
JOB NO.: 74303
SHEET: E400

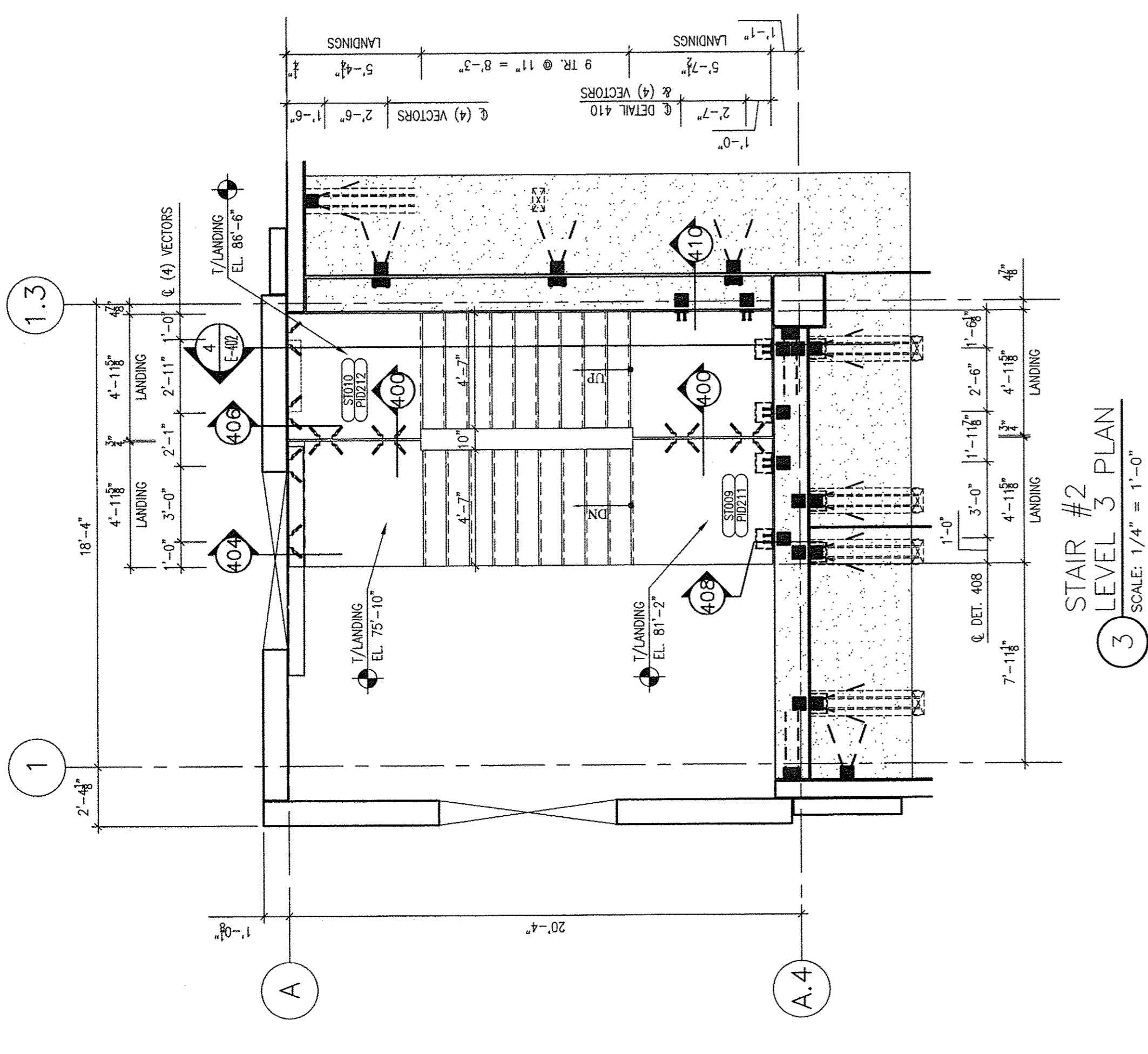
REVISIONS	
NO.	DESCRIPTION
1	FOR CONSTRUCTION
2	FOR APPROVAL ONLY



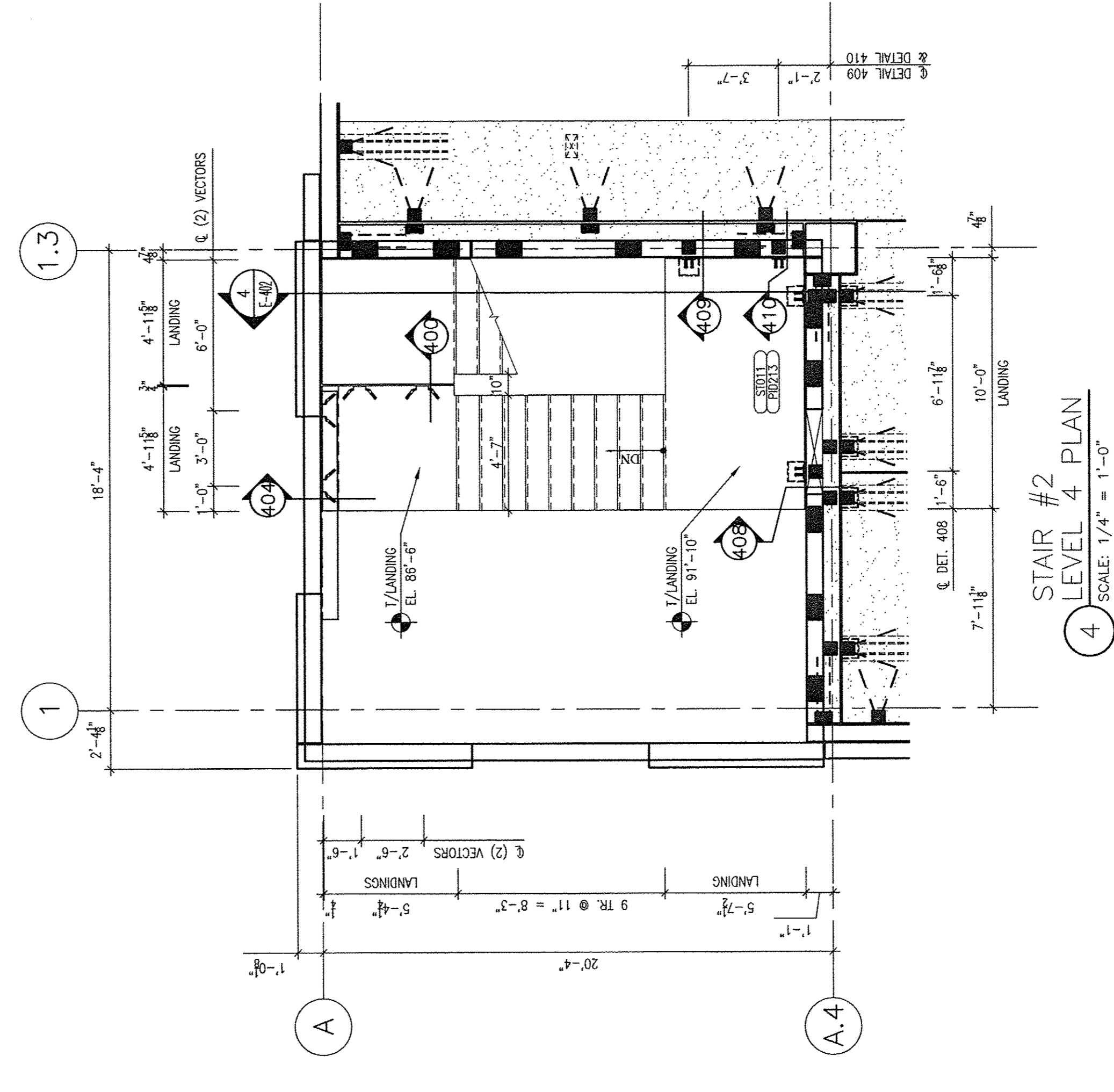
1 STAIR #2
LEVEL 1 PLAN
SCALE: 1/4" = 1'-0"



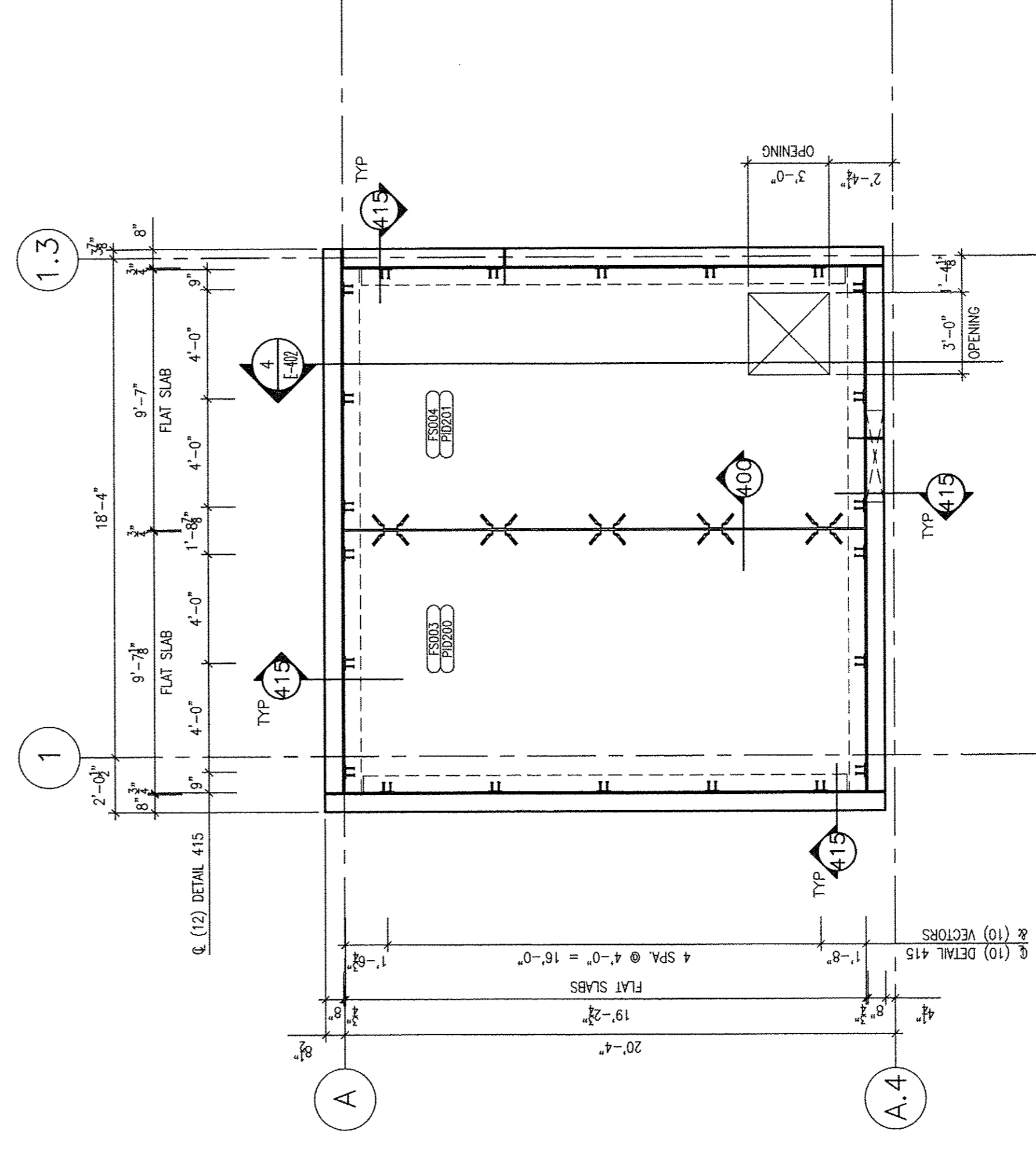
2 STAIR #2
LEVEL 2 PLAN
SCALE: 1/4" = 1'-0"



3 STAIR #2
LEVEL 3 PLAN
SCALE: 1/4" = 1'-0"




4 STAIR #2
LEVEL 4 PLAN
SCALE: 1/4" = 1'-0"



5 STAIR #2 INTERMEDIATE
FLAT SLAB PLAN
SCALE: 1/4" = 1'-0"

DEVITA & ASSOCIATES, INC.
P.O. Box 1596, Greenville, S.C. 29601
PHONE: 864-232-6642 FAX: 864-242-4878
WEBSITE: www.devita-inc.com

Proprietary data is indicated in the information disclosed herein and is the sole property of TINDALL CORPORATION, VIRGINIA DIVISION. This information is submitted in confidence and is not to be used for any other purpose except as specifically authorized in writing by TINDALL CORPORATION, VIRGINIA DIVISION. No part of this document may be reproduced, stored in a retrieval system, or transmitted in any form or by any means, electronic, mechanical, photocopying, recording, or by any information storage and retrieval system, without the prior written permission of TINDALL CORPORATION, VIRGINIA DIVISION. Seal as these drawings by the Specialty Structural Engineer certifies that the structure detailed herein, its member elements and connections, are designed in accordance with applicable codes and project specific requirements as set forth in the contract documents by the Structural Engineer of Record. If these drawings to conform with the applicable building codes, conformances with the design intent of the overall structural system and for coordination with other structural elements. The SDR is not responsible for the design or the performance. Specified elements combined herein.



Tindall
TINDALL CORPORATION
VIRGINIA DIVISION
P.O. BOX 714, PETERSBURG, VIRGINIA 23804
540-938-4477 FAX 804-981-837

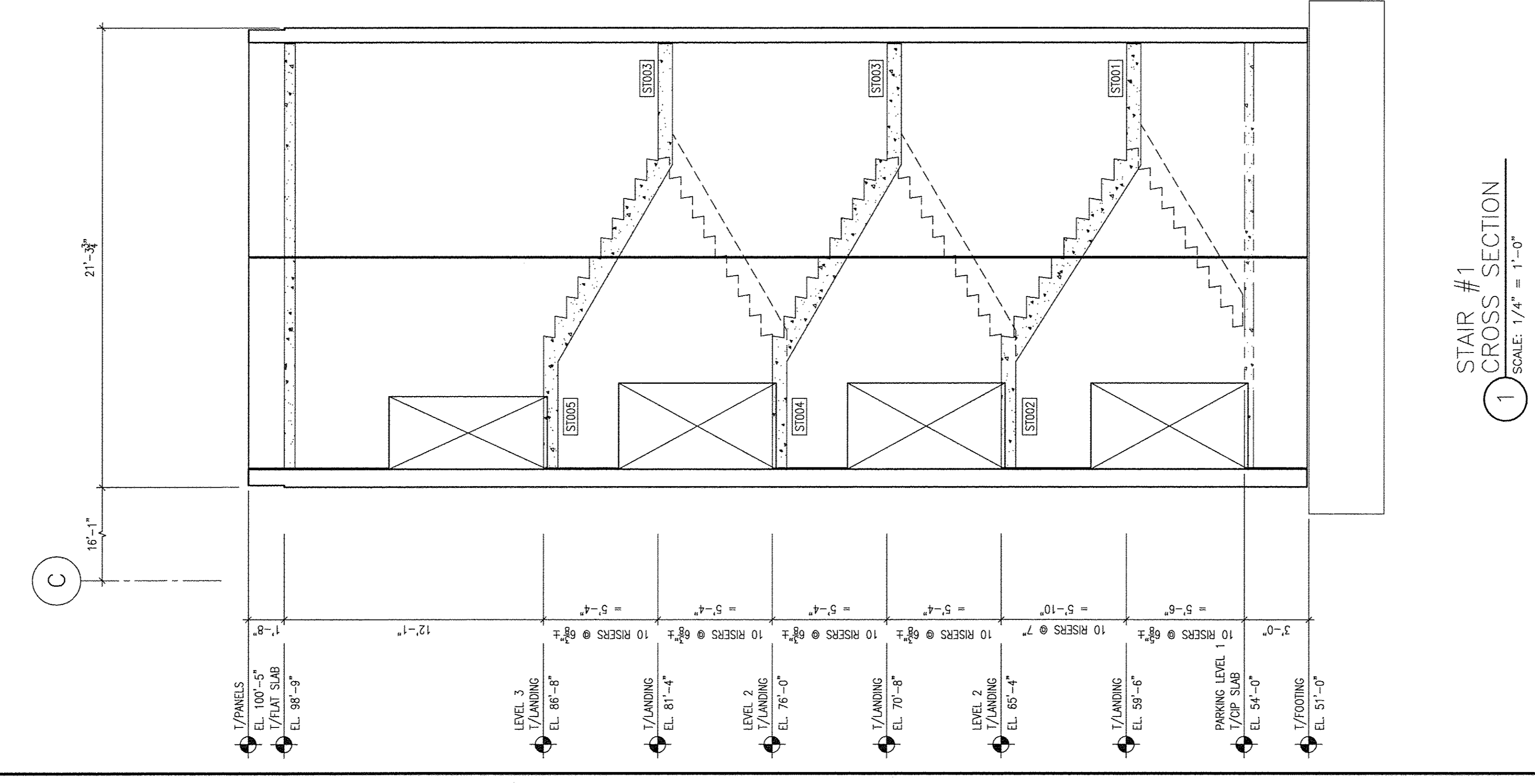
NO.	DATE	BY	DESCRIPTION
1	4/15/14	DAI	FOR APPROVAL ONLY
2	5/22/14	DAI	FOR APPROVAL ONLY
3	5/22/14	DAI	FOR APPROVAL ONLY

**GREENVILLE UPTOWN
PARKING GARAGE
STAIR #2 PLANS**
GREENVILLE, NORTH CAROLINA

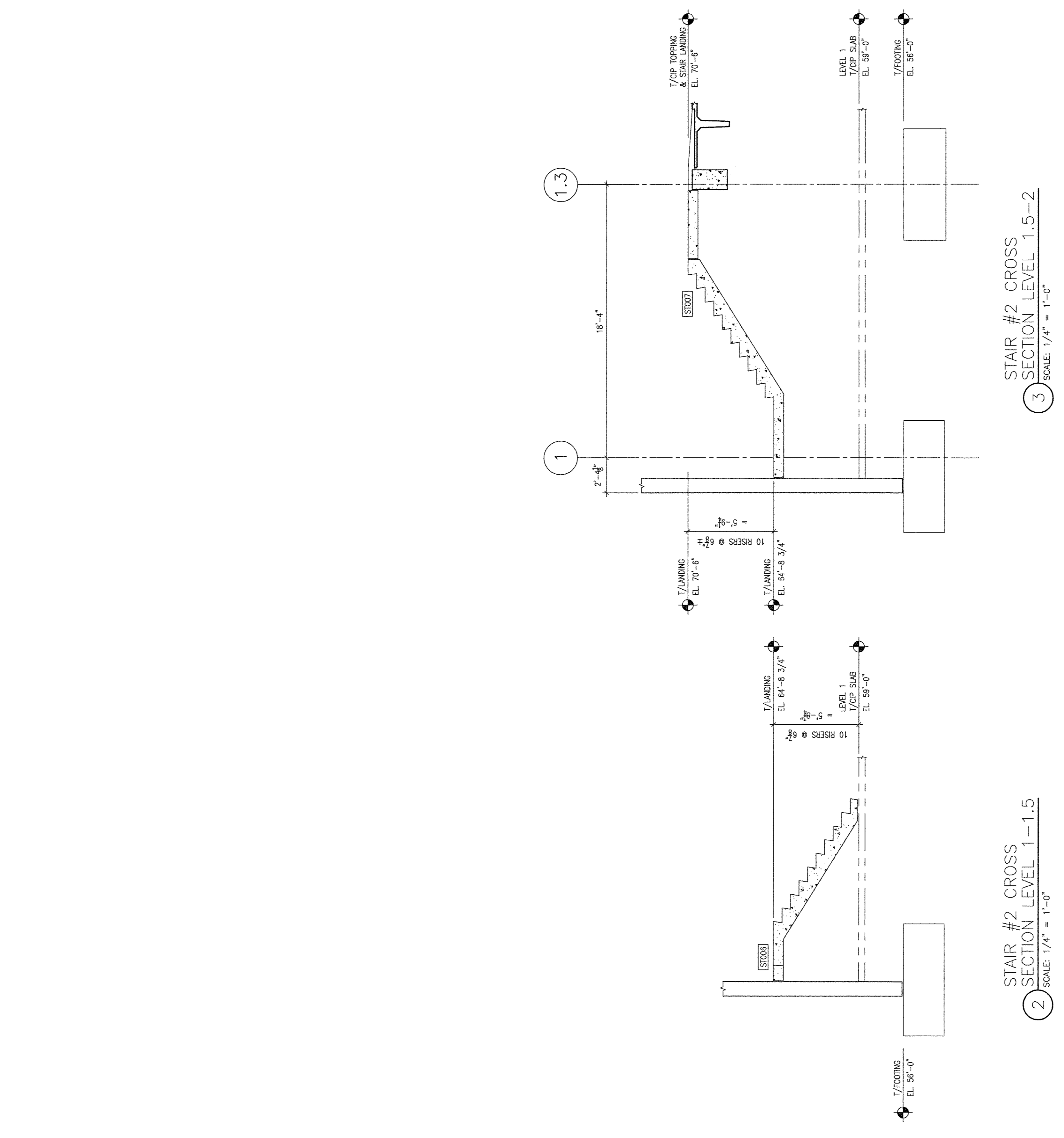
ARCHITECT: **REG ARCHITECTURE, PA**
CONTRACTORS: **BARNHILL CONTRACTING CO.**

DRAWN: **DAI** DATE: **4/15/14** DATE: **5/22/14** SCALE: **1/4"** SHEET: **E401**

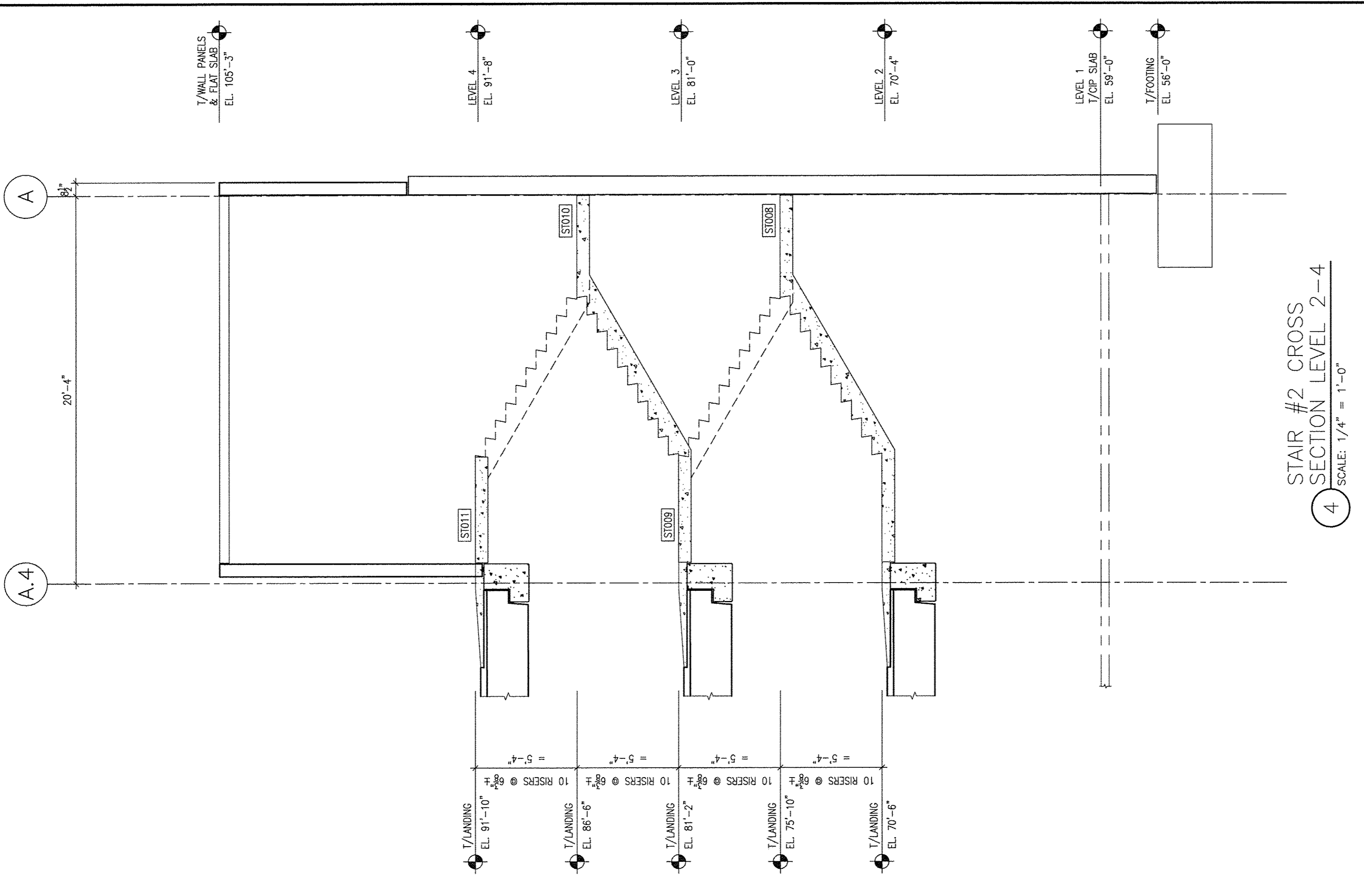
REVISIONS



1 CROSS SECTION
SCALE: 1/4" = 1'-0"




3 SECTION LEVEL 1.5-2
SCALE: 1/4" = 1'-0"



4 SECTION LEVEL 2-4
SCALE: 1/4" = 1'-0"

DEVITT & ASSOCIATES, INC.
P.O. Box 1586 Greenville, S.C. 29601
PHONE: 864-232-6842 FAX: 864-242-4878
WEBSITE: www.devittinc.com

Proprietary Data is included in the information disclosed herein and is the sole property of the Professional Engineer of Record. No part of this information is to be reproduced or transferred to other documents or used or disclosed to others for manufacturing or for construction purposes without the written consent of the Professional Engineer of Record. The use of the Professional Engineering Seal on these drawings by the Specialty Structural Engineer certifies that the structure detailed herein, its member elements and connections, conform to the applicable building codes, specifications and requirements as set forth in the contract documents by the Structural Engineer of Record. The Structural Engineer of Record (SER) is responsible for the review of these drawings to confirm use of the appropriate building codes, specifications and requirements as set forth in the contract documents by the Structural Engineer of Record. The SER is not responsible for the design of the structure. Specified Elements, conditions, materials, etc. are the responsibility of the contractor.



Tindall
TINDALL CORPORATION
VIRGINIA DIVISION
P.O. BOX 711, PETERSBURG, VIRGINIA 23084
(804)981-8447 FAX (804)981-1527

NO.	DATE	BY	DESCRIPTION
1	4/16/14	DM	FOR APPROVAL ONLY
2	5/22/14	DM	FOR CONSTRUCTION

GREENVILLE UPTOWN PARKING GARAGE STAIR CROSS SECTIONS GREENVILLE, NORTH CAROLINA

ARCHITECT: RGS ARCHITECTURE, PA
CONTRACTOR: BARNHILL CONTRACTING CO.
DRAWN: DM DATE: 4/16/14
CHECKED: DM DATE: 5/22/14
SCALE: 1/4" = 1'-0"
JOB NO.: 7.4303
SHEET: E402

REVISIONS