

**Guy Smith Stadium Improvements Phase 2
Addendum No. 02**



Project Name: Guy Smith Stadium Improvements	Project No.: RFP#23-24-19
Prepared By: Mark Nottingham	Date: 10-12-2023

Project Clarifications:

- Several project clarifications are addressed in the following RFI's.

Request for Information

RFI No.: BID RFI #2

Date: 10/11/23

Answer by: Beau Hewins

To: City of Greenville Recreation and Parks
2000 Cedar Ln.
Greenville, NC 27858

From: Mammoth Sports Construction
8813 Penrose Ln. STE. 200
Lenexa, KS 66219

ATTN: Mark Nottingham

Project: Guy Smith Stadium Renovations

Ref. Drawing: A119

Ref. Spec.: _____

RFI Description

Would you be open to allowing (1) 10-row x 66' bleacher versus (2) 33' units?

RFI Response

It is acceptable to have 1 (10) row x 66' bleacher instead of 2 (10) row x 33' bleachers.

Request for Information

RFI No.: BID RFI #1

Date: 10/11/23

Answer by: Beau Hewins

To: City of Greenville Recreation and Parks
2000 Cedar Ln.
Greenville, NC 27858

From: Mammoth Sports Construction
8813 Penrose Ln. STE. 200
Lenexa, KS 66219

ATTN: Mark Nottingham

Project: Guy Smith Stadium Renovations

Ref. Drawing: A111 and A120

Ref. Spec.: NA called out in drawings.

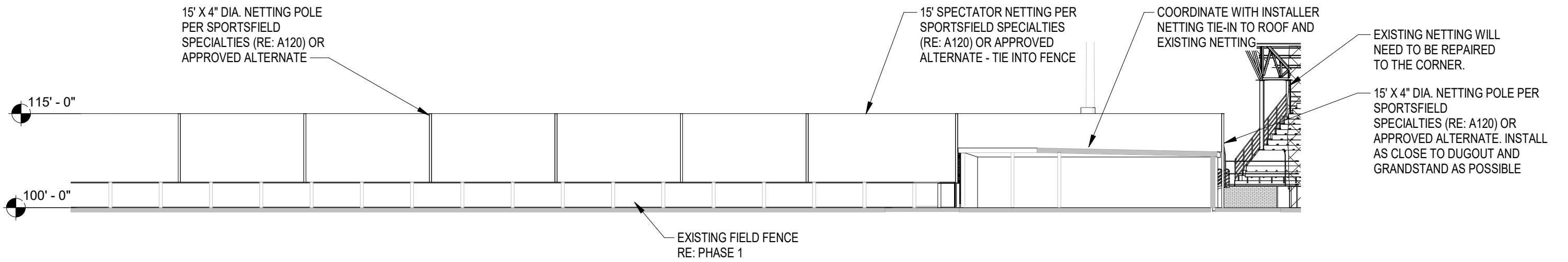
RFI Description

1 - Drawing A111 shows us to install sport netting along the 1st base line. It appears that the intent is to install (2) new poles. Are we to tie-into the existing netting where it stops just short of the dugout? If so, can you confirm that the existing structure can support the new netting? Is there any need to replace the netting along the backstop?

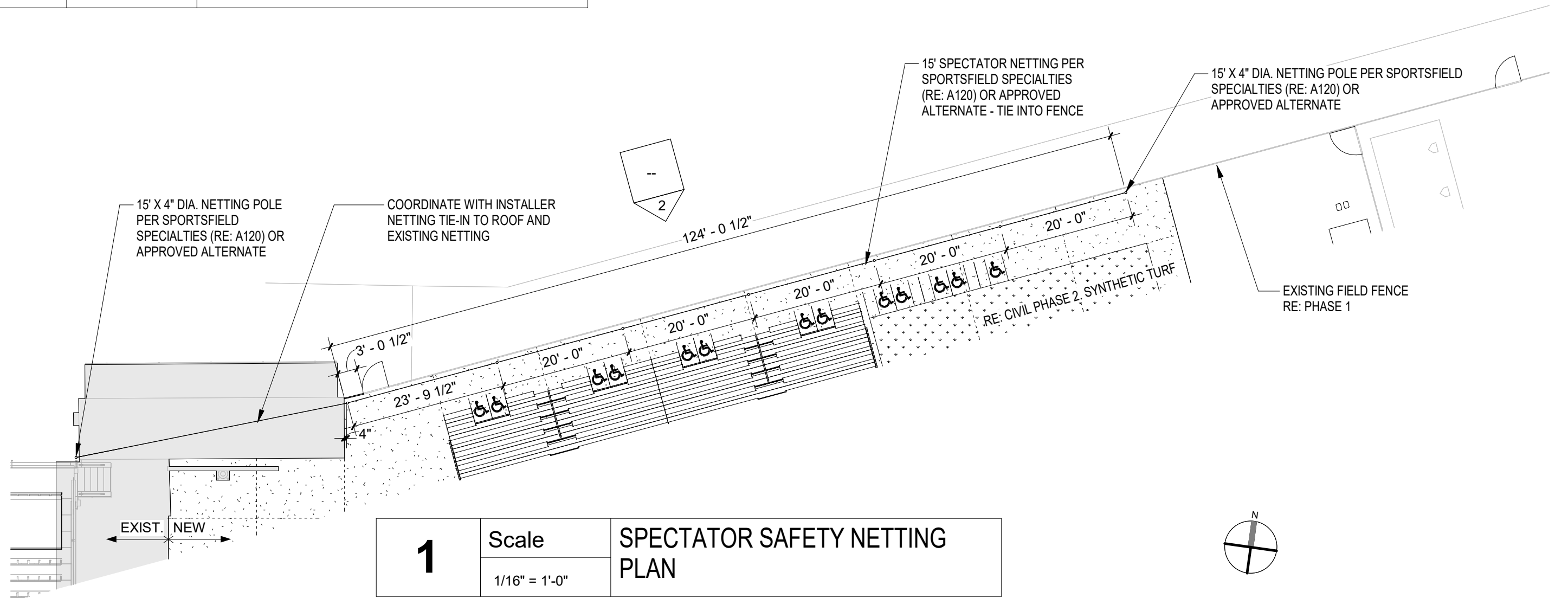
2 - Are there any design parameters around that. Netting? How high does it need to be, does it need to be removable or is fixed acceptable.

RFI Response

See attached sketch and supporting information.



2	Scale	SPECTATOR SAFETY NETTING ELEVATION
	1/16" = 1'-0"	



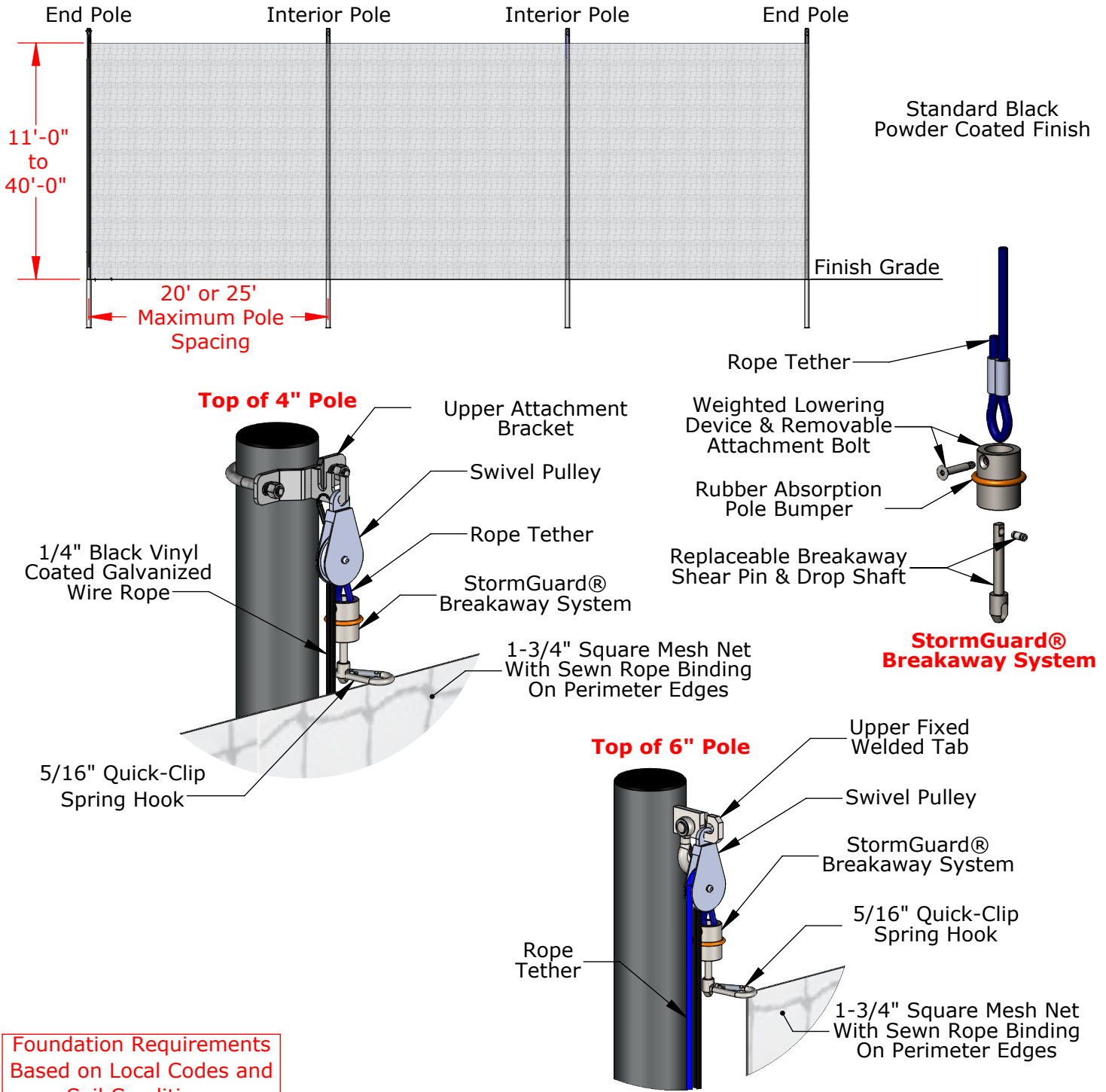
GUY SMITH STADIUM IMPROVEMENTS

2113 Myrtle Ave, Greenville, NC 27834

Issue Date: 9/22/2023



United States Patent #9,017,190 Issued April 28, 2015
 United States Patent #9,586,123 Issued March 7, 2017



**Foundation Requirements
 Based on Local Codes and
 Soil Conditions**

PROPRIETARY AND CONFIDENTIAL
 THE INFORMATION CONTAINED IN THIS DRAWING IS THE SOLE PROPERTY OF SPORTSFIELD SPECIALTIES INC. ANY REPRODUCTION IN PART OR AS A WHOLE WITHOUT THE WRITTEN PERMISSION OF SPORTSFIELD SPECIALTIES INC. IS PROHIBITED.

**StormGuard® Professionally Pre-Engineered
 Breakaway Ball Safety System Netting**

Not To Scale

Sportsfield Specialties Inc 07162020

BSS415 StormGuard® Professionally Pre-Engineered 15' Straight Pole Break-Away Ball Safety Netting System and Accessories

SECTION 11 68 33 Athletic Field Equipment
(Formally Section 11480)

PART 1 GENERAL

1.01 WORK INCLUDED

A. Provide all equipment and materials, and do all work necessary to furnish and install the athletic equipment, as indicated on the drawings and as specified herein. Athletic equipment shall include, but not be limited to:

1. BSS415 StormGuard® Professionally Pre-Engineered 15' Straight Pole Break-Away Ball Safety Netting System and Accessories

1.02 RELATED WORK

A. Examine contract documents for requirements that affect work of this section. Other specification divisions and sections that directly relate to the work of this section include, but are not limited to:

1. Division 03 – Concrete; Sections: Cast-in-Place Concrete
2. Division 31 – Earthwork; Sections: Excavation and Backfill and Establishment of Sub-Grade Elevations
3. Division 32 – Exterior Improvements; Sections: Athletic and Recreational Surfacing, Concrete, Asphalt and Site Improvements

1.03 REFERENCES

A. Comply with applicable requirements of the following standards. Where these standards conflict with other specified requirements, the most restrictive requirements shall govern.

1. National Federation of State High School Associations (NFHS)
2. National Collegiate Athletic Association (NCAA)
3. International Association of Athletics Federations (IAAF)
4. American Sports Builders Association (ASBA)
5. Manufacturers Data and Recommended Installation Requirements

1.04 SUBMITTALS

A. Manufacturers Product Data

1. Provide manufacturers product data prior to actual field installation work, for Architects or Owners representatives review.

B. Shop Drawings

1. Provide drawings of the manufacturers recommended installation and foundation requirements prior to actual field installation work, for Architects or Owners representatives review.

1.05 QUALITY ASSURANCE

- A.** Manufacturers warranties shall pass to the Owner and certification made that the product materials meet all applicable grade trademarks or conform to industry standards and inspection requirements. The Manufacturer shall have a current American Sports Builders Association (ASBA) Supplier Certificate of Distinction designation.

1.06 PRODUCT DELIVERY AND STORAGE

- A.** Materials delivered to the site shall be examined for damage or defects in shipping. Any defects shall be noted and reported to the Owners representative. Replacements, if necessary, shall be immediately re-ordered, so as to minimize any conflict with the construction schedule. Sound materials shall be stored above ground under protective cover or indoors so as to provide proper protection.

PART 2 PRODUCTS

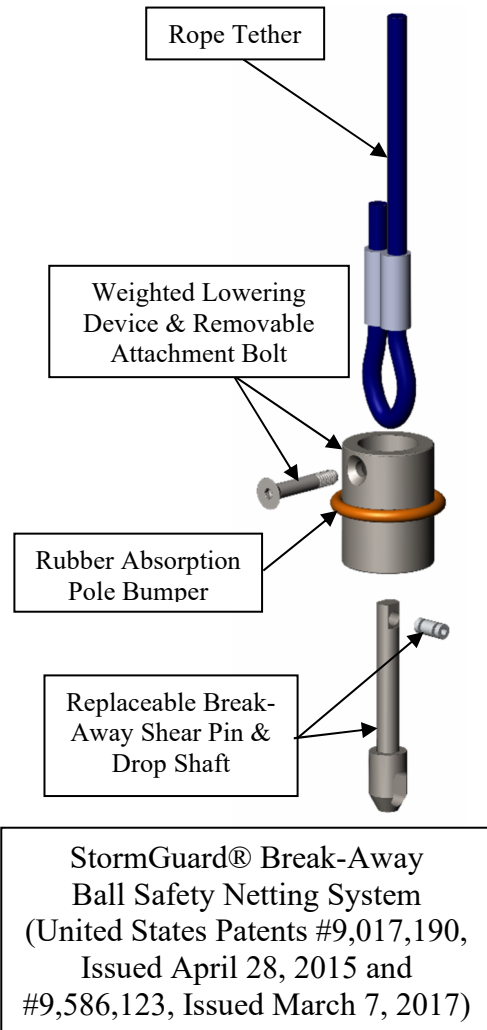
2.01 BSS415 StormGuard® Professionally Pre-Engineered 15' Straight Pole Break-Away Ball Safety Netting System and Accessories

- A.** BASE: BSS415 StormGuard® Professionally Pre-Engineered 15' Straight Pole Break-Away Ball Safety Netting System and Accessories as Manufactured and/or Supplied by:

Sportsfield Specialties, Inc.
P.O. Box 231
41155 State Highway 10
Delhi, NY 13753
p. 888-975-3343
f. 607-746-8481
www.sportsfieldspecialties.com

- B.** COMPONENTS:

1. BSS415 StormGuard® Professionally Pre-Engineered Break-Away Ball Safety Netting System Straight Poles:
 - a. 3-1/2" Schedule 40 Aluminum Pipe (4" O.D.), 18'-6"L
 - b. Standard Powder Coated Black Finish, Various Standard and Custom Powder Coat Finish Color Options Available
2. StormGuard® Professionally Pre-Engineered Break-Away Ball Safety Netting System (United States Patents #9,017,190, Issued April 28, 2015 and #9,586,123, Issued March 7, 2017):



- a. StormGuard® is the first and only ball safety netting system in the industry that is both designed and professionally pre-engineered to allow the net to fall to the ground before failures of the poles and/or hardware occur under extreme wind speed and/or adverse weather conditions such as ice and snow. This patented feature utilizes a shear pin device attached to the net at the top of each pole.

As shown in the diagram, the snap clip that holds the net up is attached to the oblong shaped hole located at the bottom of the smaller drop shaft that is connected to the cylindrical steel weight utilizing a 150 lb. break strength aluminum shear pin. The cylindrical steel weight is semi-permanently attached to the rope tether that hoists the net up and down with a removable bolt and includes a rubber absorption bumper to prevent damage to the pole's powder coated black finish.

The poles are installed at a maximum of twenty-five foot (25') on center or less. When the wind speed exceeds approximately sixty-five to seventy miles per hour (65 - 70 mph), the 150 lb. break strength aluminum shear pin will react to the environmental conditions by allowing the smaller drop shaft to release from the cylindrical steel weight causing the net to fall to the ground. The end user then simply unwinds the rope tether from the cleat, lowers the cylindrical steel weight to the ground, replaces the already provided aluminum shear pin and raises the net back up.

3. Ground Sleeves with Welded Base Plates:
 - a. 30"L Ground Sleeves
 - b. Aluminum Tube with Alignment Bolt
4. Net with Perimeter Rope Binding:
 - a. Overall Dimensions Specified by Customer
 - b. 1-3/4" Square Mesh

- c. #36 Black Nylon
- d. Sewn 1/4" Diameter Braided Rope Binding on Perimeter Edges
- e. Standard Color is Black

5. Included Accessories:

- a. Stainless Steel and/or Galvanized Steel Assembly Hardware
- b. Fixed Welded Upper Tab and Adjustable Lower Bracket with Tensioned Vertical Slide Cable System
- c. Secure Snap Clips for Net Attachment
- d. 3/16" Diameter Galvanized Wire Rope Black Vinyl Coated to 1/4" Diameter
- e. Black Plastic Friction Fit Ground Sleeve Caps
- f. Model Specific Hardware Kit and Installation Instructions

6. Optional Accessories:

- a. Base Plate Mount Ball Safety Netting Systems
- b. Custom Ball Safety Netting System Sizes and Designs Available Upon Request
- c. Custom Net Mesh Sizes and Colors Available Upon Request
- d. Stamped and Sealed Drawings and Calculations by a Licensed Professional Engineer of Record in the State of Project Location

PART 3 EXECUTION

3.01 INSTALLATION OF EQUIPMENT

- A.** All BSS415 StormGuard® Professionally Pre-Engineered 15' Straight Pole Break-Away Ball Safety Netting System and Accessories shall be installed as recommended per manufacturer's written instructions and as indicated on the drawings. Concrete anchoring foundations to be determined by others based on local soil conditions and building codes. Installer should have a minimum of five (5) ball safety netting system installations or similar experience in the previous three (3) years.

END OF SECTION

Request for Information

RFI No.: BID RFI #4

Date: 10/12/23

Answer by: Beau Hewins

To: City of Greenville Recreation and Parks
2000 Cedar Ln.
Greenville, NC 27858

From: Mammoth Sports Construction
8813 Penrose Ln. STE. 200
Lenexa, KS 66219

ATTN: Mark Nottingham

Project: Guy Smith Stadium Renovations

Ref. Drawing: C101, ASD102, AS102, ME101

Ref. Spec.: _____

RFI Description

Drawings call for transformer to be removed. Will that scope be part of Phase I or Phase II.

RFI Response

Relocating the transformer was is shown as Phase II scope in the drawings. However, that scope of work is being moved to Phase I and should be omitted from the Phase II Bids.

Request for Information

RFI No.: BID RFI #3

Date: 10/12/23

Answer by: Beau Hewins

To: City of Greenville Recreation and Parks
2000 Cedar Ln.
Greenville, NC 27858

From: Mammoth Sports Construction
8813 Penrose Ln. STE. 200
Lenexa, KS 66219

ATTN: Mark Nottingham

Project: Guy Smith Stadium Renovations

Ref. Drawing: ME101

Ref. Spec.: _____

RFI Description

Per Sheet ME101, which was added to the drawing set in ADD #1, shows underground utilities routed through the landscape area on the Southeast corner of the main building. There are 2 mature trees in that landscape area. Are the trees supposed to be removed or will the utilities be rerouted under the parking lot?

RFI Response

Per owner direction the trees will remain and the utilities will be ran under the parking lot.