

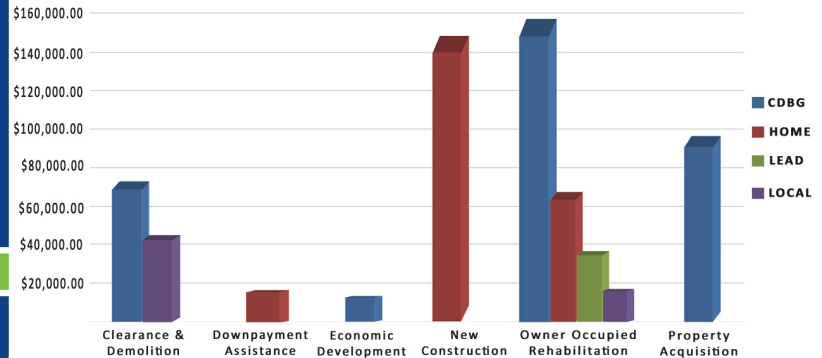


The City of Greenville's Community Development Department - Housing Division is pleased to provide you with the Annual Report for fiscal year 2014-15. As an entitlement community, the City of Greenville receives federal funds from the U.S. Department of Housing and Urban Development (HUD). The City of Greenville is entitled to two (2) funding sources through HUD, Community Development Block Grant (CDBG) and HOME Investment Partnerships (HOME). Listed below is a summary of how these funds are distributed throughout the community.

Revitalization Efforts within the Redevelopment Area

	<u>Units Completed</u>	<u>Funding</u>
Clearance & Demolition	11	\$119,809.00
Downpayment Assistance	1	\$17,440.00
Economic Development	1	\$15,000.00
New Construction	1	\$150,000.00
Owner Occupied Rehabilitation	4	\$265,679.30
Property Acquisition	4	\$96,700.90
Totals for all programs	22	\$664,629.20

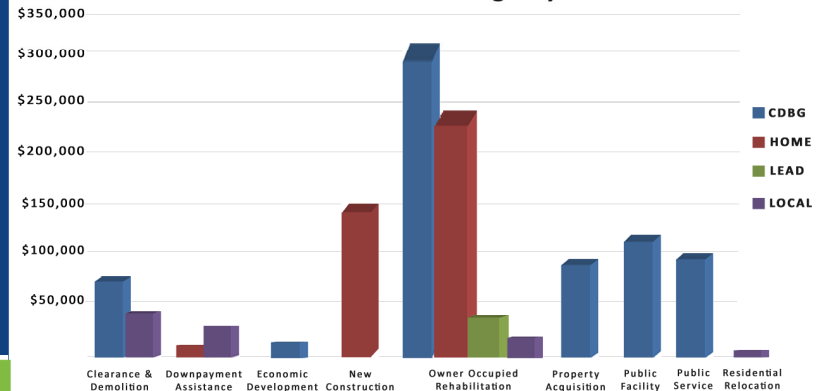
Federal & Local Funding within the Redevelopment Area



City Wide

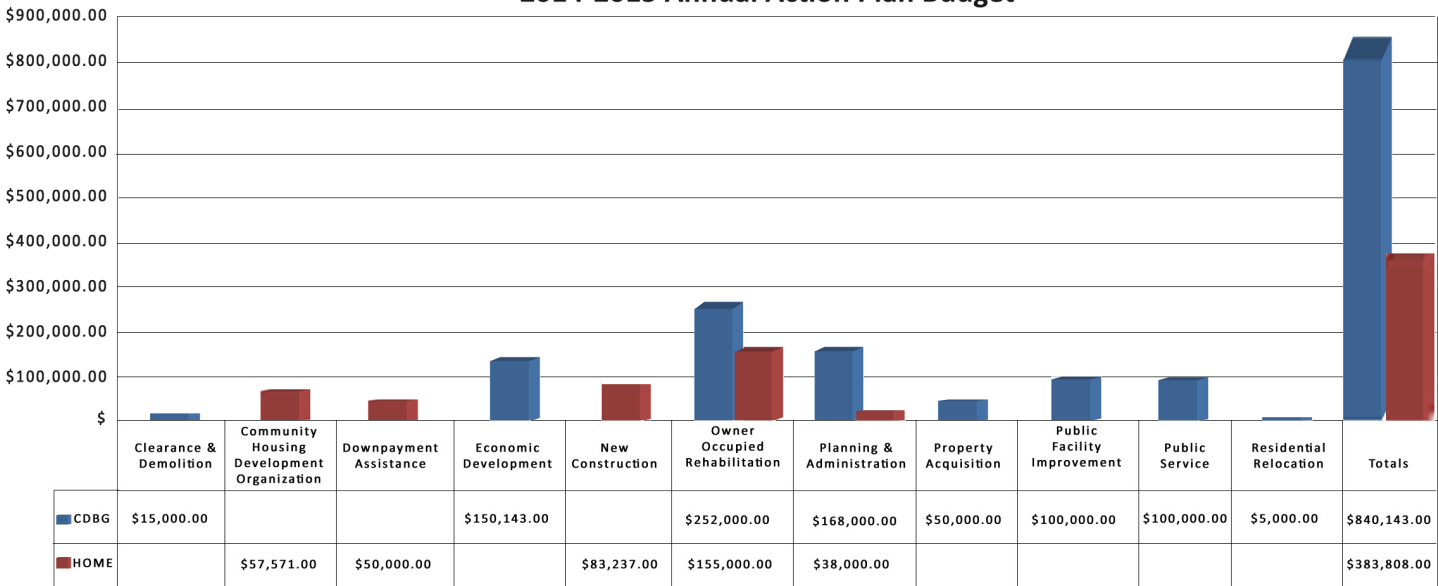
	<u>Units Completed</u>	<u>Funding</u>
Clearance & Demolition	11	\$119,809.00
Downpayment Assistance	5	\$48,590.00
Economic Development	1	\$15,000.00
New Construction	1	\$150,000.00
Owner Occupied Rehabilitation	13	\$615,509.50
Property Acquisition	4	\$96,700.90
Public Facility Improvement	2	\$136,563.00
Public Service	5	\$100,000.00
Residential Relocation	1	\$6,509.58
Totals for all programs	42	\$1,288,681.98

Federal & Local Funding City Wide



Resources that support activities identified in this Annual Report include Community Development Block Grant, HOME Investment Partnership, local Bond funds, North Carolina Housing Finance Agency, private lending institutions and private developers.

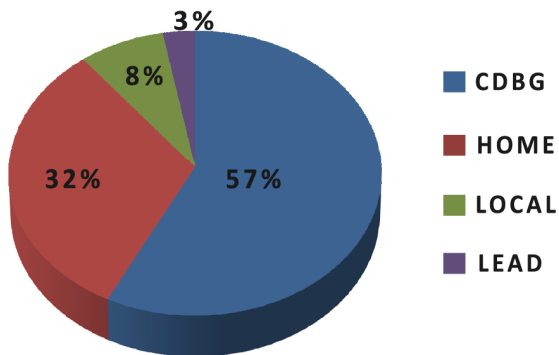
2014-2015 Annual Action Plan Budget



2014-15 CUMULATIVE FUNDING TOTALS

Funded Programs	CDBG	HOME	LEAD	LOCAL	TOTAL
Clearance & Demolition	\$75,963.00	\$0.00	\$0.00	\$43,846.00	\$119,809.00
Downpayment Assistance	\$0.00	\$17,440.00	\$0.00	\$31,150.00	\$48,590.00
Economic Development	\$15,000.00	\$0.00	\$0.00	\$0.00	\$15,000.00
New Construction	\$0.00	\$150,000.00	\$0.00	\$0.00	\$150,000.00
Owner Occupied Rehabilitation	\$315,944.60	\$243,591.95	\$37,757.95	\$18,215.00	\$615,509.50
Property Acquisition	\$96,700.90	\$0.00	\$0.00	\$0.00	\$96,700.90
Public Facility Improvement	\$136,563.00	\$0.00	\$0.00	\$0.00	\$136,563.00
Public Service	\$100,000.00	\$0.00	\$0.00	\$0.00	\$100,000.00
Residential Relocation	\$0.00	\$0.00	\$0.00	\$6,509.58	\$6,509.58
Total funds for all programs	\$740,171.50	\$411,031.95	\$37,757.95	\$99,720.58	\$1,288,681.98

Cumulative Funding Sources



Cumulative Unit Totals

	2012-13	2013-14	2014-15	TOTALS
Clearance & Demolition	12	6	11	29
Downpayment Assistance	9	3	5	17
Economic Development	0	3	1	4
New Construction	6	0	1	7
Owner Occupied Rehabilitation	9	17	13	39
Property Acquisition	1	9	4	14
Public Facility Improvement	1	1	2	4
Public Service	8	4	5	17
Residential Relocation	1	1	1	3
TOTALS	47	44	43	134

Year-to-Year Federal Funding Chart

